

## SAX INDEX

ISIN: **XC0009698330**

WKN: -

## Overview

2024/04/19 17:00:25

Price

**317.01** EURDifference  0.00% (0.00)

## General attributes

ISIN XC0009698330

Symbol -

Country Slovakia

Instruments in index 3

Type of index -

Security type Index

## Market data

Open 317.01 EUR

High 317.01 EUR

Low 317.01 EUR

Close (prev. day) 317.01 EUR

Trading volume (m) -

Volume (pcs) -

## Futures and Options

Related Futures -

Related Options -

5y




Information about previous performance does not guarantee future performance.

Source: FactSet

## Recent research

on market

| Date       | Headline  | Download  |
|------------|---|---|
| 2024/04/19 |  Week Ahead                        |  |
| 2024/04/19 |  Wochenausblick                    |  |
| 2024/04/18 |  CEE corporate bond rally          |  |
| 2024/04/18 |  Die Rally bei CEE-Corporate Bonds |  |
| 2024/04/17 |  Credit Markets Weekly             |  |

## Details

2024/04/19 17:00:25

Price

317.01 EUR

Difference ➔ 0.00% (0.00)

## General attributes

ISIN XC0009698330

Symbol -

Country Slovakia

Security type Index

Instruments in index 3

## Market data

Open 317.01 EUR

High 317.01 EUR

Low 317.01 EUR

Close (prev. day) 317.01 EUR

Trading volume (m) -

Volume (pcs) -

## Performance and Risk

|             | 6m     | 1y     | 3y      |
|-------------|--------|--------|---------|
| Perf (%)    | -4.13% | -0.16% | -14.31% |
| Perf (abs.) | -13.64 | -0.51  | -52.93  |
| Beta        | -      | -      | -       |
| Volatility  | 8.84   | 9.60   | 12.47   |










Information about previous performance does not guarantee future performance.

Source: FactSet

## Price data

|   |                         |
|---|-------------------------|
| Ø price 5 days   Ø volume 5 days (pcs.)     | 316.75 EUR (0)          |
| Ø price 30 days   Ø volume 30 days (pcs.)   | 311.06 EUR (0)          |
| Ø price 100 days   Ø volume 100 days (pcs.) | 311.80 EUR (0)          |
| Ø price 250 days   Ø volume 250 days (pcs.) | 317.74 EUR (0)          |
| YTD High   date                             | 317.01 EUR (2024/04/18) |
| YTD Low   date                              | 307.09 EUR (2024/01/25) |
| 52 Weeks High   date                        | 345.27 EUR (2023/05/18) |
| 52 Weeks Low   date                         | 299.80 EUR (2023/05/24) |

## Composition

| Name <br>ISIN  | Price  | Diff % <br>Diff +/-  | Performance  | Date<br>Time         | Turnover Pc. <br>Turnover Money  |
|--|--------|--|---|----------------------|--|
| BIOTIKA EUR33.19<br>CS0009013453   | 24.20  | 0.00%<br>0.00  |   | 24/04/19<br>11:12:44 | 24<br>580.80   |
| OTP BANKA SLOVENSKO A.S. ...<br>SK1110001452   | 1.00   | 0.00%<br>0.00  |   | 21/03/22<br>10:59:21 | 3<br>3.00  |
| VSEOBECNA UVEROVA BANKA E...<br>SK1110001437   | 157.00 | 0.00%<br>0.00  |   | 21/04/19<br>12:24:57 | 47<br>7,379.00   |