

SAX INDEX

ISIN: **XC0009698330**

WKN: -

Overview

2024/04/19 17:00:25

Price

317.01 EURDifference  0.00% (0.00)

General attributes

ISIN XC0009698330

Symbol -

Country Slovakia

Instruments in index 3

Type of index -

Security type Index

Market data

Open 317.01 EUR

High 317.01 EUR

Low 317.01 EUR

Close (prev. day) 317.01 EUR

Trading volume (m) -

Volume (pcs) -

Futures and Options

Related Futures -

Related Options -



Information about previous performance does not guarantee future performance.

Source: FactSet

Recent research

on market

Date	Headline	Download
2024/04/19	 Week Ahead	
2024/04/19	 Wochenausblick	
2024/04/18	 CEE corporate bond rally	
2024/04/18	 Die Rally bei CEE-Corporate Bonds	
2024/04/17	 Credit Markets Weekly	

Details

2024/04/19 17:00:25

Price

317.01 EUR

Difference ➔ 0.00% (0.00)

General attributes

ISIN XC0009698330

Symbol -

Country Slovakia

Security type Index

Instruments in index 3

Market data

Open 317.01 EUR

High 317.01 EUR

Low 317.01 EUR

Close (prev. day) 317.01 EUR

Trading volume (m) -

Volume (pcs) -

Performance and Risk

	6m	1y	3y
Perf (%)	-4.13%	-0.16%	-14.31%
Perf (abs.)	-13.64	-0.51	-52.93
Beta	-	-	-
Volatility	8.84	9.60	12.47

5y










Information about previous performance does not guarantee future performance.

Source: FactSet

Price data

Ø price 5 days Ø volume 5 days (pcs.)	316.75 EUR (0)
Ø price 30 days Ø volume 30 days (pcs.)	311.06 EUR (0)
Ø price 100 days Ø volume 100 days (pcs.)	311.80 EUR (0)
Ø price 250 days Ø volume 250 days (pcs.)	317.74 EUR (0)
YTD High date	317.01 EUR (2024/04/18)
YTD Low date	307.09 EUR (2024/01/25)
52 Weeks High date	345.27 EUR (2023/05/18)
52 Weeks Low date	299.80 EUR (2023/05/24)

Composition

Name  ISIN 	Price	Diff %  Diff +/- 	Performance 	Date Time	Turnover Pc.  Turnover Money 
BIOTIKA EUR33.19 CS0009013453	24.20	0.00% 0.00		24/04/19 11:12:44	24 580.80
OTP BANKA SLOVENSKO A.S. ... SK1110001452	1.00	0.00% 0.00		21/03/22 10:59:21	3 3.00
VSEOBECNA UVEROVA BANKA E... SK1110001437	157.00	0.00% 0.00		21/04/19 12:24:57	47 7,379.00