

SAX INDEX

ISIN: XC0009698330

WKN: -

Overview

2024/04/18 17:00:26

Price

317.01 EUR

Difference ▲ 0.08% (0.25)

General attributes

ISIN XC0009698330

Symbol -

Country Slovakia

Instruments in index 3

Type of index -

Security type Index

Market data

Open 317.01 EUR

High 317.01 EUR

Low 317.01 EUR

Close (prev. day) 316.76 EUR

Trading volume (m) -

Volume (pcs) -

Top 5

Name	Price	+ - (%)	Trend
BIOTIKA EU...	24.20	+0.83	▲

BIOTIKA EU... 24.20 +0.83 ▲

Intraday 1w 1m 6m 1y 3y

Flop 5

Name	Price	+ - (%)	Trend
BIOTIKA EU...	24.20	+0.83	▲

BIOTIKA EU... 24.20 +0.83 ▲

Intraday 1w 1m 6m 1y 3y

Futures and Options

Related Futures -

Related Options -

5y



Information about previous performance does not guarantee future performance.

Source: FactSet

Recent research

on market

Date	Headline	Download
2024/04/18	CEE corporate bond rally	
2024/04/18	Die Rally bei CEE-Corporate Bonds	
2024/04/17	Credit Markets Weekly	
2024/04/17	Credit Markets Weekly (DE)	
2024/04/15	Industrie nimmt Fahrt auf!	

Details

2024/04/18 17:00:26

Price

317.01 EUR

Difference



0.08% (0.25)

General attributes

ISIN XC0009698330

Symbol -

Country Slovakia

Security type Index

Instruments in index 3

Market data

Open 317.01 EUR

High 317.01 EUR

Low 317.01 EUR

Close (prev. day) 316.76 EUR

Trading volume (m) -

Volume (pcs) -

Performance and Risk

	6m	1y	3y
Perf (%)	-3.82%	-0.16%	-14.31%
Perf (abs.)	-12.58	-0.51	-52.93
Beta	-	-	-
Volatility	8.84	9.60	12.48

5y











Information about previous performance does not guarantee future performance.

Source: FactSet

Price data

Ø price 5 days Ø volume 5 days (pcs.)	316.58 EUR (0)
Ø price 30 days Ø volume 30 days (pcs.)	310.80 EUR (0)
Ø price 100 days Ø volume 100 days (pcs.)	311.74 EUR (0)
Ø price 250 days Ø volume 250 days (pcs.)	317.75 EUR (0)
YTD High date	317.01 EUR (2024/04/18)
YTD Low date	307.09 EUR (2024/01/25)
52 Weeks High date	345.27 EUR (2023/05/18)
52 Weeks Low date	299.80 EUR (2023/05/24)

Composition

Name  ISIN 	Price	Diff %  Diff +/- 	Performance 	Date Time	Turnover Pc.  Turnover Money 
BIOTIKA EUR33.19 CS0009013453	24.20	0.83% 0.20		24/04/16 17:00:14	4 96.80
OTP BANKA SLOVENSKO A.S. ... SK1110001452	1.00	0.00% 0.00		21/03/22 10:59:21	3 3.00
VSEOBECNA UVEROVA BANKA E... SK1110001437	157.00	0.00% 0.00		21/04/19 12:24:57	47 7,379.00