

# SPAIN IGBM

ISIN: **ES0SI0000609** WKN: -

## Overview

2024/10/18 17:35:30

Price

**1,166.99** EUR

Difference ▲ 0.25% (2.96)

### General attributes

ISIN	ES0SI0000609
Symbol	-
Country	Spain
Instruments in index	105
Type of index	-
Security type	Index

### Market data

Open	1,160.80 EUR
High	1,167.78 EUR
Low	1,156.82 EUR
Close (prev. day)	1,164.03 EUR
Trading volume (m)	393,981,386
Volume (pcs)	2,254,193,923



Information about previous performance does not guarantee future performance.  
Source: FactSet

### Top 5

Name	Price	+ - (%)	Trend
AIRTIFICIA...	0.1012	+8.00	<span style="color: green;">▲</span>
RENTA 4 BA...	12.00	+6.19	<span style="color: green;">▲</span>
GREENERGY R...	35.90	+4.21	<span style="color: green;">▲</span>
MONTEBALIT...	1.36	+3.03	<span style="color: green;">▲</span>
COCA-COLA ...	78.72	+2.54	<span style="color: green;">▲</span>

Intraday 1w 1m 6m 1y 3y

### Flop 5

Name	Price	+ - (%)	Trend
ENCE ENERG...	2.842	-3.53	<span style="color: red;">▼</span>
PESCANOVA ...	0.327	-2.97	<span style="color: red;">▼</span>
LABORATORI...	3.10	-2.52	<span style="color: red;">▼</span>
TUBACEX S....	3.315	-2.50	<span style="color: red;">▼</span>
GRUPO EZEN...	0.12	-2.44	<span style="color: red;">▼</span>

Intraday 1w 1m 6m 1y 3y

### Recent research

on market			
Date		Headline	Download
2024/10/17		ECB cuts further	<a href="#">Download</a>
2024/10/17		EZB senkt weiter	<a href="#">Download</a>
2024/10/17		Week Ahead	<a href="#">Download</a>
2024/10/17		Wochenausblick	<a href="#">Download</a>
2024/10/16		Credit Markets Weekly	<a href="#">Download</a>

**Futures and Options**

**Related Futures** -

**Related Options** -

# Details

2024/10/18 17:35:30

**Price**

**1,166.99** EUR

**Difference**



0.25% (2.96)

**General attributes**

ISIN ES0SI0000609

Symbol -

Country Spain

Security type Index

Instruments in index 105

**Market data**

Open 1,160.80 EUR

High 1,167.78 EUR

Low 1,156.82 EUR

Close (prev. day) 1,164.03 EUR

Trading volume (m) 393,981,386

Volume (pcs) 2,254,193,923

**Performance and Risk**

	6m	1y	3y
Perf (%)	+9.36%	+27.30%	+32.26%
Perf (abs.)	+99.84	+250.29	+284.63
Beta	-	-	-
Volatility	13.83	12.78	16.11



Information about previous performance does not guarantee future performance.  
Source: FactSet

**Price data**





















Ø price 5 days   Ø volume 5 days (pcs.)	1,166.01 EUR (331,641,636)
Ø price 30 days   Ø volume 30 days (pcs.)	1,146.02 EUR (343,813,610)
Ø price 100 days   Ø volume 100 days (pcs.)	1,108.01 EUR (222,908,934)
Ø price 250 days   Ø volume 250 days (pcs.)	1,055.52 EUR (246,900,176)
YTD High   date	1,176.84 EUR (2024/10/17)
YTD Low   date	966.86 EUR (2024/01/18)
52 Weeks High   date	1,176.84 EUR (2024/10/17)
52 Weeks Low   date	884.84 EUR (2023/10/26)

## Composition

Name ISIN	Price	Diff % Diff +/-	Performance	Date Time	Turnover Pc. Turnover Money
ACCIONA SA EUR1 ES0125220311	124.20	1.39% 1.70		24/10/18 17:35:28	82,487 10,225,789.90
ACERINOX SA ES0132105018	9.10	0.00% 0.00		24/10/18 17:35:29	1,081,604 9,888,340.09
ACS ACTIVIDADES DE CONSTR... ES0167050915	43.88	-0.41% -0.18		24/10/18 17:43:06	397,936 17,471,297.48
ADOLFO DOMINGUEZ SA EUR0... ES0106000013	4.82	0.00% 0.00		24/10/18 17:35:28	230 1,120.14
AEDAS HOMES SA ES0105287009	26.75	0.38% 0.10		24/10/18 17:35:28	9,771 259,816.50
AENA SA ES0105046009	204.00	-0.49% -1.00		24/10/18 17:35:28	177,453 36,176,382.00
AIRBUS SE NL0000235190	140.22	-0.60% -0.84		24/10/18 17:35:28	2,587 362,938.94
AIRTIFICIAL INTELLIGENCE ... ES0152768612	0.1012	8.00% 0.01		24/10/18 17:35:28	8,542,972 859,324.11
ALANTRA PARTNERS S.A. ES0126501131	8.06	-0.98% -0.08		24/10/18 17:35:28	686 5,530.04
ALMIRALL SA ES0157097017	9.085	-0.82% -0.08		24/10/18 17:35:28	78,704 719,117.98
AMADEUS IT GROUP SA ES0109067019	67.54	1.32% 0.88		24/10/18 17:39:07	725,986 48,814,978.04
AMPER SA ES0109260531	0.1084	0.18% 0.00		24/10/18 17:35:28	2,300,690 249,451.17
AMREST HOLDINGS SE ES0105375002	5.12	0.00% 0.00		24/10/18 17:35:28	1 5.15
APPLUS SERVICES SA ES0105022000	12.66	0.00% 0.00		24/10/18 17:35:28	1,912 24,205.98
ARCELORMITTAL S.A. LU1598757687	22.47	1.67% 0.37		24/10/18 17:35:28	277,577 6,231,861.04
ARIMA REAL ESTATE SA EUR1... ES0105376000	8.54	-0.23% -0.02		24/10/18 17:35:28	5,082 43,400.28
ATRESMEDIA CORPORACION DE... ES0109427734	4.65	-0.11% -0.01		24/10/18 17:35:28	164,718 766,186.81
AUDAX RENOVABLES SA ES0136463017	1.834	0.33% 0.01		24/10/18 17:36:00	142,009 259,853.34
AZKOYEN SA EUR0.6 ES0112458312	6.46	0.31% 0.02		24/10/18 17:35:28	6,523 41,601.80
BANCO BILBAO VIZCA ES0113211835	9.29	2.09% 0.19		24/10/18 17:41:45	12,373,037 114,766,450.06
BANCO DE SABADELL SA EUR0... ES0113860A34	1.869	2.35% 0.04		24/10/18 17:42:53	12,648,740 23,487,405.50
BANCO SANTANDER SA ES0113900J37	4.64	1.28% 0.06		24/10/18 17:42:07	28,831,167 133,474,084.57
BANKINTER SA ES0113679I37	7.62	1.33% 0.10		24/10/18 17:39:09	2,980,827 22,559,236.19

BERKELEY ENERGIA LTD. AU000000BKY0	0.2195	2.33% 0.01		24/10/18 17:36:49	3,462,709 769,080.57
BODEGAS RIOJANAS EUR0.75 ES0115002018	3.82	0.00% 0.00		24/10/18 17:35:28	100 380.00
CAIXABANK SA ES0140609019	5.54	2.40% 0.13		24/10/18 17:36:37	13,019,079 71,726,748.39
CELLNEX TELECOM SA ES0105066007	36.12	-0.58% -0.21		24/10/18 17:40:22	936,148 33,807,236.83
CIE AUTOMOTIVE SA ES0105630315	25.70	0.19% 0.05		24/10/18 17:35:28	21,017 540,954.35
CLINICA BAVIERA S.A. ES0119037010	38.70	0.00% 0.00		24/10/18 17:35:28	4,262 163,310.50
COCA-COLA EUROPEAN PARTNE... GB00BDCPN049	72.80	2.54% 1.80		24/10/18 17:35:28	3,639 263,258.50
CONSTRUCCIONES & AUXILIAR... ES0121975009	37.50	0.40% 0.15		24/10/18 17:35:28	18,464 689,226.60
CORPORACIÓN FINANCIERA AL... ES0117160111	51.30	0.20% 0.10		24/10/18 17:35:28	1,971 101,026.10
DEOLEO SA ES0110047919	0.228	-1.72% -0.00		24/10/18 17:35:28	177,032 40,493.68
DISTRIBUIDORA INTL DE ALI... ES0126775032	0.0127	-0.78% -0.00		24/10/18 17:35:28	6,437,365 82,134.81
DURO FELGUERA EUR0.05 (PO... ES0162600003	0.422	1.69% 0.01		24/10/18 17:35:28	72,439 30,302.34
EBRO FOODS SA ES0112501012	16.08	0.00% 0.00		24/10/18 17:35:28	17,500 280,651.78
EDREAMS ODIGEO EUR0.10 LU1048328220	6.35	0.95% 0.06		24/10/18 17:38:51	56,115 356,082.56
ELECNOR SA EUR0.1 ES0129743318	19.14	-1.34% -0.26		24/10/18 17:35:28	9,201 176,332.50
ENAGAS SA EUR1.50 ES0130960018	13.55	0.59% 0.08		24/10/18 17:35:28	761,250 10,297,922.22
ENCE ENERGIA Y CELULOSA S... ES0130625512	2.842	-3.53% -0.10		24/10/18 17:35:28	1,633,195 4,684,799.53
ENDESA SA ES0130670112	19.665	-0.20% -0.04		24/10/18 17:35:28	1,063,552 20,861,437.30
ERCROS SA ES0125140A14	3.70	0.54% 0.02		24/10/18 17:42:17	40,302 148,651.80
FAES FARMA SA EUR0.1(REGD... ES0134950F36	3.695	0.00% 0.00		24/10/18 17:35:28	87,518 323,069.00
FLUIDRA SA ES0137650018	22.72	0.71% 0.16		24/10/18 17:39:11	498,357 11,330,807.98
FOMENTO DE CONSTRUCCIONES... ES0122060314	12.18	-0.33% -0.04		24/10/18 17:35:28	15,869 193,503.52
GENERAL DE ALQUILER DE MA... ES0141571192	1.255	-1.95% -0.03		24/10/18 17:35:28	5,318 6,674.09
GESTAMP AUTOMOCION SA ES0105223004	2.76	2.41% 0.07		24/10/18 17:35:28	1,539,542 4,243,727.41
GLOBAL DOMINION ACCESS SA ES0105130001	2.94	0.68% 0.02		24/10/18 17:35:28	77,792 228,121.70
GREENERGY RENOVABLES SA EU... ES0105079000	35.90	4.21% 1.45		24/10/18 17:39:33	46,366 1,649,879.85
GRIFOLS S.A. PRF SHS B ES0171996095	7.90	0.77% 0.06		24/10/18 17:35:28	49,878 391,769.28
GRIFOLS SA	9.992	1.48%		24/10/18	1,531,910

ES0171996087		0.15		17:41:59	15,202,082.06
GRUPO CATALANA OCCIDENTE ... ES0116920333	38.00	0.00% 0.00		24/10/18 17:35:28	26,958 1,023,691.30
GRUPO EMPRESARIAL SAN JOS... ES0180918015	4.68	0.00% 0.00		24/10/18 17:37:36	32,129 150,912.66
GRUPO EZENTIS SA ES0172708234	0.12	-2.44% -0.00		24/10/18 17:35:28	1,831,936 221,062.43
IBERDROLA SA EUR0.75 ES0144580Y14	13.99	-0.57% -0.08		24/10/18 17:39:11	13,350,864 186,219,821.15
IBERPAPEL GESTION SA EUR0... ES0147561015	18.60	0.00% 0.00		24/10/18 17:35:28	2,853 53,539.90
INDRA SISTEMAS S.A. CLASS... ES0118594417	16.90	0.90% 0.15		24/10/18 17:35:28	610,435 10,266,246.89
INDUSTRIA DE DISENO TEXTI... ES0148396007	53.70	-1.61% -0.88		24/10/18 17:35:28	2,410,860 129,650,895.12
INMOBILIARIA COLONIAL SOC... ES0139140174	6.045	-0.25% -0.02		24/10/18 17:35:28	830,066 5,019,668.41
INMOBILIARIA DEL SUR EUR2 ES0154653911	8.70	0.00% 0.00		24/10/18 17:35:28	- -
INTERNATIONAL CONSOLIDATE... ES0177542018	2.561	0.16% 0.00		24/10/18 17:43:40	8,490,930 21,647,291.09
LABORATORIO REIG JOFRE SA ES0165359029	3.10	-2.52% -0.08		24/10/18 17:35:28	30,871 96,442.35
LABORATORIOS FARMACEUTICO... ES0157261019	76.10	-0.26% -0.20		24/10/18 17:35:28	50,296 3,818,319.20
LAR ESPANA REAL ESTATE SO... ES0105015012	8.24	0.24% 0.02		24/10/18 17:35:28	46,998 387,225.95
LINGOTES ESPECIALES EUR1 ES0158480311	7.00	0.00% 0.00		24/10/18 17:35:28	95 678.30
LOGISTA INTEGRAL SA ES0105027009	27.50	-0.43% -0.12		24/10/18 17:35:28	159,844 4,389,603.40
MAPFRE SA ES0124244E34	2.492	0.40% 0.01		24/10/18 17:35:33	3,434,725 8,552,130.32
MELIA HOTELS INTERNATIONA... ES0176252718	6.80	0.07% 0.01		24/10/18 17:35:28	160,741 1,092,293.39
MERLIN PROPERTIES SOCIMI ... ES0105025003	10.95	-0.18% -0.02		24/10/18 17:39:09	968,201 10,582,883.23
METROVACESA SA EUR7.2 ES0105122024	8.55	0.00% 0.00		24/10/18 17:35:28	4,538 38,740.54
MINOR HOTELS EUROPE & AME... ES0161560018	4.50	0.90% 0.04		24/10/18 17:35:28	23,573 105,362.92
MIQUEL Y COSTAS MIQUEL EU... ES0164180012	12.40	0.40% 0.05		24/10/18 17:35:28	2,876 35,654.00
MONTEBALITO SA EUR1 ES0116494016	1.36	3.03% 0.04		24/10/18 17:35:28	2,469 3,247.64
NATURGY ENERGY GROUP SA ES0116870314	23.52	0.09% 0.02		24/10/18 17:35:28	389,061 9,147,610.04
NATURHOUSE HEALTH SA ES0105043006	1.675	0.30% 0.01		24/10/18 17:35:28	17,983 30,093.41
NEINOR HOMES SA ES0105251005	14.96	0.54% 0.08		24/10/18 17:35:28	61,629 915,504.24
NICOLAS CORREA SA EUR0.8 ES0166300212	7.14	-0.56% -0.04		24/10/18 17:35:28	2,146 15,335.02
NUEVA EXPRESION TEXTIL SA... ES0126962069	0.324	-0.61% -0.00		24/10/18 17:35:28	24,948 8,073.26

OBRASCON HUARTE LAIN SA ES0142090317	0.2968	0.82% 0.00		24/10/18 17:35:28	722,429 211,913.77
ORYZON GENOMICS SA ES0167733015	1.794	0.00% 0.00		24/10/18 17:35:28	39,843 71,851.89
PESCANOVA SA ES0169350016	0.327	-2.97% -0.01		24/10/18 17:35:28	28,014 9,275.88
PHARMA MAR SA ES0169501022	69.10	0.51% 0.35		24/10/18 17:35:28	153,950 10,805,421.00
PRIM SA EUR0.25 ES0170884417	9.94	-0.60% -0.06		24/10/18 17:35:28	4,246 42,211.52
PROMOTORA DE INFORMACIONE... ES0171743901	0.343	0.29% 0.00		24/10/18 17:35:28	106,840 35,963.50
PROSEGUR - COMPANIA DE SE... ES0175438003	1.904	0.21% 0.00		24/10/18 17:38:55	289,762 548,461.41
PROSEGUR CASH EUR0.02 ES0105229001	0.579	-1.86% -0.01		24/10/18 17:35:28	586,316 339,687.98
REALIA BUSINESS SA ORD EU... ES0173908015	0.974	0.21% 0.00		24/10/18 17:35:28	7,077 6,880.47
REDEIA CORPORATION SA ES0173093024	17.20	-0.23% -0.04		24/10/18 17:39:09	786,263 13,496,054.76
RENTA 4 BANCO SA ES0173358039	12.00	6.19% 0.70		24/10/18 17:35:28	2,068 24,525.40
RENTA CORPORACION REAL ES... ES0173365018	0.756	1.89% 0.01		24/10/18 17:35:28	7,009 5,259.96
REPSOL SA EUR1 ES0173516115	11.72	-0.04% -0.01		24/10/18 17:38:28	3,960,919 46,459,247.12
SACYR SA ES0182870214	3.284	-0.42% -0.01		24/10/18 17:35:28	1,968,017 6,477,486.43
SIEMENS GAMESA RENEWABLE ... ES0143416115	-	-% -		- -	- -
SOLARIA ENERGIA Y MEDIO A... ES0165386014	10.85	0.37% 0.04		24/10/18 17:35:28	853,529 9,264,805.38
SQUIRREL MEDIA SA EUR0.50 ES0183304080	1.41	-1.74% -0.03		24/10/18 17:35:28	2,211 3,117.51
TALGO SA EUR0.301 ES0105065009	3.82	-0.39% -0.02		24/10/18 17:37:05	388,713 1,489,555.13
TELEFÓNICA SA ES0178430E18	4.435	-1.38% -0.06		24/10/18 17:38:58	14,262,881 63,238,433.87
TUBACEX S.A. ES0132945017	3.315	-2.50% -0.09		24/10/18 17:35:28	252,272 851,002.49
TUBOS REUNIDOS SA ES0180850416	0.55	0.36% 0.00		24/10/18 17:35:39	726,923 397,840.96
TÉCNICAS REUNIDAS SA ES0178165017	11.49	-0.17% -0.02		24/10/18 17:35:28	189,868 2,208,063.06