

SPAIN IGBM

ISIN: **ES0SI0000609** WKN: -

Overview

2024/05/03 17:37:08

Price

1,075.99 EUR

Difference ▼ **-0.09%** (-0.96)

General attributes

ISIN ES0SI0000609

Symbol -

Country Spain

Instruments in index 105

Type of index -

Security type Index

Market data

Open 1,081.12 EUR

High 1,084.37 EUR

Low 1,072.55 EUR

Close (prev. day) 1,076.95 EUR

Trading volume (m) 282,928,168

Volume (pcs) 1,196,363,579



Information about previous performance does not guarantee future performance.
Source: FactSet

Top 5

Name	Price	+ - (%)	Trend
DURO FELGU...	0.598	+9.52	▲
FOMENTO DE...	13.40	+5.51	▲
GREENERGY R...	28.80	+4.54	▲
MIQUEL Y C...	11.85	+4.41	▲
SOLARIA EN...	10.28	+4.21	▲

Intraday 1w 1m 6m 1y 3y

Flop 5

Name	Price	+ - (%)	Trend
ADOLFO DOM...	5.60	-5.08	▼
CAIXABANK ...	4.755	-3.65	▼
MONTEBALIT...	1.39	-3.47	▼
VOCENTO SA	0.972	-2.80	▼
URBAS GRUP...	0.0041	-2.38	▼

Intraday 1w 1m 6m 1y 3y

Recent research

on market		
Date	Headline	Download
2024/05/03	Week Ahead	Download
2024/05/03	Wochenausblick	Download
2024/05/02	FX markets reflect uncertain interest rate outlook	Download
2024/05/02	FX-Märkte spiegeln unsicheres Zinsumfeld wider	Download
2024/04/30	Credit Markets Weekly	Download

Futures and Options

Related Futures -

Related Options -

Details

2024/05/03 17:37:08

Price

1,075.99 EUR

Difference 📉 **-0.09% (-0.96)**

General attributes

ISIN	ES0SI0000609
Symbol	-
Country	Spain
Security type	Index
Instruments in index	105

Market data

Open	1,081.12 EUR
High	1,084.37 EUR
Low	1,072.55 EUR
Close (prev. day)	1,076.95 EUR
Trading volume (m)	282,928,168
Volume (pcs)	1,196,363,579

Performance and Risk

	6m	1y	3y
Perf (%)	+16.56%	+19.55%	+21.89%
Perf (abs.)	+152.83	+175.99	+193.21
Beta	-	-	-
Volatility	12.27	12.30	16.35






Information about previous performance does not guarantee future performance.
Source: FactSet

Price data

Ø price 5 days Ø volume 5 days (pcs.)	1,087.79 EUR (323,673,792)
Ø price 30 days Ø volume 30 days (pcs.)	1,077.84 EUR (272,821,378)
Ø price 100 days Ø volume 100 days (pcs.)	1,021.00 EUR (269,148,547)
Ø price 250 days Ø volume 250 days (pcs.)	968.83 EUR (260,383,021)
YTD High date	1,114.30 EUR (2024/04/29)
YTD Low date	966.86 EUR (2024/01/18)
52 Weeks High date	1,114.30 EUR (2024/04/29)
52 Weeks Low date	884.84 EUR (2023/10/26)

Composition

Name ISIN	Price	Diff % Diff +/-	Performance	Date Time	Turnover Pc. Turnover Money
ACCIONA SA EUR1 ES0125220311	113.90	2.61% 2.90		24/05/03 17:35:10	167,223 19,107,715.30
ACERINOX SA ES0132105018	10.15	-0.78% -0.08		24/05/03 17:35:10	513,454 5,224,822.83
ACS ACTIVIDADES DE CONSTR... ES0167050915	37.86	0.16% 0.06		24/05/03 17:35:10	310,235 11,747,466.62
ADOLFO DOMINGUEZ SA EUR0... ES0106000013	5.60	-5.08% -0.30		24/05/03 17:36:44	59,659 338,576.00
AEDAS HOMES SA ES0105287009	18.90	-1.56% -0.30		24/05/03 17:35:13	31,258 585,883.70
AENA SA ES0105046009	172.70	-0.92% -1.60		24/05/03 17:35:13	161,451 27,927,429.50
AIRBUS SE NL0000235190	154.96	0.82% 1.26		24/05/03 17:35:10	725 112,116.64
AIRTIFICIAL INTELLIGENCE ... ES0152768612	0.1256	-0.32% -0.00		24/05/03 17:41:54	1,235,427 155,916.41
ALANTRA PARTNERS S.A. ES0126501131	9.10	-0.66% -0.06		24/05/03 17:35:10	2,800 25,425.06
ALMIRALL SA ES0157097017	8.685	0.35% 0.03		24/05/03 17:35:10	93,683 812,529.15
AMADEUS IT GROUP SA ES0109067019	59.56	-2.20% -1.34		24/05/03 17:44:24	850,500 50,978,922.58
AMPER SA ES0109260531	0.1146	-1.21% -0.00		24/05/03 17:35:10	21,112,634 2,494,034.84
AMREST HOLDINGS SE ES0105375002	6.08	0.00% 0.00		24/05/03 17:35:10	160 952.80
APPLUS SERVICES SA ES0105022000	12.68	-0.16% -0.02		24/05/03 17:35:10	295,790 3,752,851.86
ARCELORMITTAL S.A. LU1598757687	24.31	-0.12% -0.03		24/05/03 17:35:10	266,293 6,500,882.10
ARIMA REAL ESTATE SA EUR1... ES0105376000	6.02	0.00% 0.00		24/05/03 17:35:10	- -
ATRESMEDIA CORPORACION DE... ES0109427734	4.815	0.10% 0.01		24/05/03 17:35:10	176,689 853,269.65
AUDAX RENOVABLES SA ES0136463017	1.75	0.57% 0.01		24/05/03 17:35:10	310,866 546,278.28
AZKOYEN SA EUR0.6 ES0112458312	6.08	-0.98% -0.06		24/05/03 17:35:10	15,246 92,261.32
BANCO BILBAO VIZCA ES0113211835	9.85	0.67% 0.07		24/05/03 17:39:54	16,788,025 165,331,475.94
BANCO DE SABADELL SA EUR0... ES0113860A34	1.885	1.34% 0.03		24/05/03 17:44:48	72,790,081 136,022,910.62
BANCO SANTANDER SA ES0113900J37	4.5305	-0.77% -0.04		24/05/03 17:43:40	26,322,550 119,708,689.74
BANKINTER SA ES0113679I37	7.394	-1.96% -0.15		24/05/03 17:35:10	3,403,880 25,295,986.04

BERKELEY ENERGIA LTD. AU000000BKY0	0.21	-0.24% -0.00		24/05/03 17:35:10	682,377 143,603.79
BODEGAS RIOJANAS EUR0.75 ES0115002018	4.28	3.88% 0.16		24/05/03 17:35:10	571 2,434.10
CAIXABANK SA ES0140609019	4.755	-3.65% -0.18		24/05/03 17:43:43	24,073,503 116,121,601.85
CELLNEX TELECOM SA ES0105066007	32.82	2.88% 0.92		24/05/03 17:36:29	1,931,658 62,921,113.31
CIE AUTOMOTIVE SA ES0105630315	25.75	-% -		24/05/03 22:02:06	- -
CLINICA BAVIERA S.A. ES0119037010	28.40	0.00% 0.00		24/05/03 17:35:10	902 25,615.60
COCA-COLA EUROPEAN PARTNE... GB00BDCPN049	71.81	0.39% 0.28		24/05/03 22:30:01	1,134,491 81,398,016.13
CONSTRUCCIONES & AUXILIAR... ES0121975009	32.60	-0.46% -0.15		24/05/03 17:35:10	17,715 577,842.60
CORPORACIÓN FINANCIERA AL... ES0117160111	47.85	0.84% 0.40		24/05/03 17:35:10	2,462 117,790.30
DEOLEO SA ES0110047919	0.219	-0.90% -0.00		24/05/03 17:35:10	282,807 61,947.58
DISTRIBUIDORA INTL DE ALI... ES0126775032	0.0132	2.33% 0.00		24/05/03 17:35:10	14,403,651 188,845.54
DURO FELGUERA EUR0.05 (PO... ES0162600003	0.598	9.52% 0.05		24/05/03 17:35:10	602,536 356,227.09
EBRO FOODS SA ES0112501012	16.04	0.12% 0.02		24/05/03 17:35:10	47,709 763,570.00
EDREAMS ODIGEO EUR0.10 LU1048328220	6.37	1.43% 0.09		24/05/03 17:35:10	34,356 217,910.94
ELECNOR SA EUR0.1 ES0129743318	20.10	-1.23% -0.25		24/05/03 17:35:10	22,589 454,911.20
ENAGAS SA EUR1.50 ES0130960018	14.05	2.33% 0.32		24/05/03 17:35:10	947,706 13,262,349.09
ENCE ENERGIA Y CELULOSA S... ES0130625512	3.388	0.18% 0.01		24/05/03 17:35:10	445,472 1,513,067.33
ENDESA SA ES0130670112	17.235	-0.26% -0.05		24/05/03 17:37:52	1,543,573 26,670,646.87
ERCROS SA ES0125140A14	3.505	0.00% 0.00		24/05/03 17:35:10	64,464 225,695.57
FAES FARMA SA EUR0.1(REGD... ES0134950F36	3.45	0.15% 0.01		24/05/03 17:35:10	202,489 698,282.71
FLUIDRA SA ES0137650018	20.38	1.95% 0.39		24/05/03 17:35:10	417,843 8,481,466.44
FOMENTO DE CONSTRUCCIONES... ES0122060314	13.40	5.51% 0.70		24/05/03 17:41:04	15,746 202,592.88
GENERAL DE ALQUILER DE MA... ES0141571192	1.32	0.76% 0.01		24/05/03 17:35:10	2,499 3,285.68
GESTAMP AUTOMOCION SA ES0105223004	2.91	0.00% 0.00		24/05/03 17:35:10	315,714 919,343.31
GLOBAL DOMINION ACCESS SA ES0105130001	3.485	0.00% 0.00		24/05/03 17:35:10	100,337 350,562.97
GREENERGY RENOVABLES SA EU... ES0105079000	28.80	4.54% 1.25		24/05/03 17:35:10	34,209 968,793.05
GRIFOLS S.A. PRF SHS B ES0171996095	6.08	2.18% 0.13		24/05/03 17:35:10	248,294 1,506,517.15
GRIFOLS SA	8.89	1.69%		24/05/03	2,849,508

ES0171996087		0.15		17:40:36	25,270,197.47
GRUPO CATALANA OCCIDENTE ... ES0116920333	36.35	-0.14% -0.05		24/05/03 17:35:10	14,096 512,439.05
GRUPO EMPRESARIAL SAN JOS... ES0180918015	4.08	0.49% 0.02		24/05/03 17:35:10	44,185 181,343.12
GRUPO EZENTIS SA ES0172708234	0.181	-1.63% -0.00		24/05/03 17:35:10	5,150,821 914,516.54
IBERDROLA SA EUR0.75 ES0144580Y14	11.575	0.00% 0.00		24/05/03 17:40:57	22,252,240 258,023,255.43
IBERPAPEL GESTION SA EUR0... ES0147561015	19.15	0.26% 0.05		24/05/03 17:35:10	3,266 63,379.40
INDRA SISTEMAS S.A. CLASS... ES0118594417	18.01	-0.17% -0.03		24/05/03 17:35:10	366,875 6,611,571.72
INDUSTRIA DE DISENO TEXTI... ES0148396007	42.82	0.75% 0.32		24/05/03 17:44:37	1,995,859 85,246,896.01
INMOBILIARIA COLONIAL SOC... ES0139140174	5.65	0.62% 0.04		24/05/03 17:39:53	1,173,973 6,649,739.02
INMOBILIARIA DEL SUR EUR2 ES0154653911	7.60	0.00% 0.00		24/05/03 17:35:10	3 22.60
INTERNATIONAL CONSOLIDATE... ES0177542018	2.081	-0.24% -0.01		24/05/03 17:35:10	16,759,204 35,096,293.33
LABORATORIO REIG JOFRE SA ES0165359029	2.54	1.60% 0.04		24/05/03 17:35:10	4,064 10,209.59
LABORATORIOS FARMACEUTICO... ES0157261019	82.85	0.79% 0.65		24/05/03 17:35:10	40,833 3,364,044.50
LAR ESPANA REAL ESTATE SO... ES0105015012	7.05	0.14% 0.01		24/05/03 17:35:10	88,837 626,926.30
LINGOTES ESPECIALES EUR1 ES0158480311	6.74	0.00% 0.00		24/05/03 17:35:10	- -
LOGISTA HOLDINGS ES0105027009	25.60	-0.39% -0.10		24/05/03 17:35:10	123,128 3,166,713.98
MAPFRE SA ES0124244E34	2.242	-0.88% -0.02		24/05/03 17:35:10	2,882,887 6,494,252.86
MELIA HOTELS INTERNATIONA... ES0176252718	7.44	0.74% 0.06		24/05/03 17:35:10	471,422 3,496,983.07
MERLIN PROPERTIES SOCIMI ... ES0105025003	10.73	-0.37% -0.04		24/05/03 17:35:10	1,083,552 11,669,737.84
METROVACESA SA EUR7.2 ES0105122024	8.58	-1.27% -0.11		24/05/03 17:35:10	53,747 460,327.89
MIQUEL Y COSTAS MIQUEL EU... ES0164180012	11.85	4.41% 0.50		24/05/03 17:35:10	8,625 99,831.75
MONTEBALITO SA EUR1 ES0116494016	1.39	-3.47% -0.05		24/05/03 17:35:10	1,532 2,129.48
NATURGY ENERGY GROUP SA ES0116870314	24.06	0.84% 0.20		24/05/03 17:35:10	441,479 10,614,365.26
NATURHOUSE HEALTH SA ES0105043006	1.66	0.00% 0.00		24/05/03 17:35:10	8,520 13,975.03
NEINOR HOMES SA ES0105251005	10.72	-1.29% -0.14		24/05/03 17:35:10	25,230 271,467.36
NH HOTEL GROUP SA ES0161560018	4.10	-0.61% -0.03		24/05/03 17:35:10	24,741 101,847.12
NICOLAS CORREA SA EUR0.8 ES0166300212	6.98	-0.85% -0.06		24/05/03 17:35:10	2,875 20,143.16
NUEVA EXPRESION TEXTIL SA... ES0126962069	0.335	-0.30% -0.00		24/05/03 17:35:10	249,351 83,372.02

OBRASCON HUARTE LAIN SA ES0142090317	0.3596	2.39% 0.01		24/05/03 17:35:10	4,439,457 1,586,651.73
ORYZON GENOMICS SA ES0167733015	1.928	0.94% 0.02		24/05/03 17:35:10	97,103 186,222.15
PESCANOVA SA ES0169350016	0.396	2.86% 0.01		24/05/03 17:35:10	460,428 186,219.60
PHARMA MAR SA ES0169501022	31.14	0.71% 0.22		24/05/03 17:35:10	48,500 1,517,248.26
PRIM SA EUR0.25 ES0170884417	10.00	-0.50% -0.05		24/05/03 17:35:10	1,618 16,240.00
PROMOTORA DE INFORMACIONE... ES0171743901	0.36	-2.17% -0.01		24/05/03 17:35:10	177,429 63,950.36
PROSEGUR - COMPANIA DE SE... ES0175438003	1.624	-0.37% -0.01		24/05/03 17:35:10	211,401 345,783.59
PROSEGUR CASH EUR0.02 ES0105229001	0.514	-0.96% -0.01		24/05/03 17:35:10	229,304 118,603.27
REALIA BUSINESS SA ORD EU... ES0173908015	1.02	0.00% 0.00		24/05/03 17:35:10	6,266 6,398.27
REDEIA CORPORATION SA ES0173093024	15.91	0.00% 0.00		24/05/03 17:35:10	1,136,325 18,066,870.06
RENTA 4 BANCO SA ES0173358039	10.20	0.00% 0.00		24/05/03 17:35:10	697 7,099.80
RENTA CORPORACION REAL ES... ES0173365018	0.816	0.00% 0.00		24/05/03 17:35:10	891 727.06
REPSOL SA EUR1 ES0173516115	14.375	-0.17% -0.03		24/05/03 17:35:10	2,749,076 39,549,763.92
SACYR SA ES0182870214	3.402	2.66% 0.09		24/05/03 17:35:10	2,188,516 7,420,416.34
SIEMENS GAMESA RENEWABLE ... ES0143416115	18.05	-% -		23/02/13 17:38:00	- -
SOLARIA ENERGIA Y MEDIO A... ES0165386014	10.28	4.21% 0.42		24/05/03 17:35:10	1,571,625 16,093,725.19
SQUIRREL MEDIA SA EUR0.50 ES0183304080	1.48	-0.34% -0.01		24/05/03 17:35:10	46,454 66,949.72
TALGO SA EUR0.301 ES0105065009	4.385	-0.34% -0.02		24/05/03 17:35:10	97,899 430,645.79
TELEFÓNICA SA ES0178430E18	4.261	0.73% 0.03		24/05/03 17:35:10	13,372,188 56,981,328.33
TUBACEX S.A. ES0132945017	3.115	-0.16% -0.01		24/05/03 17:35:10	150,228 473,490.25
TUBOS REUNIDOS SA ES0180850416	0.652	0.00% 0.00		24/05/03 17:35:10	518,573 343,127.07
TÉCNICAS REUNIDAS SA ES0178165017	9.23	-0.22% -0.02		24/05/03 17:35:10	90,921 839,630.38