

SPAIN IGBM

ISIN: **ES0SI0000609** WKN: -

Overview

2024/05/02 17:35:23	
Price	1,076.95 EUR
Difference	▲ 0.00% (0.02)
General attributes	
ISIN	ES0SI0000609
Symbol	-
Country	Spain
Instruments in index	105
Type of index	-
Security type	Index
Market data	
Open	1,076.59 EUR
High	1,082.31 EUR
Low	1,075.65 EUR
Close (prev. day)	1,076.93 EUR
Trading volume (m)	345,720,418
Volume (pcs)	1,514,560,931



Information about previous performance does not guarantee future performance.
Source: FactSet

Top 5

Name	Price	+ - (%)	Trend
ADOLFO DOM...	5.90	+15.69	▲
AMPER SA	0.116	+12.62	▲
VOCENTO SA	1.00	+7.07	▲
PROMOTORA ...	0.368	+6.67	▲
AENA SA	180.50	+5.19	▲

Intraday | 1w | 1m | 6m | 1y | 3y

Flop 5

Name	Price	+ - (%)	Trend
BANCO BILB...	9.784	-3.84	▼
NUEVA EXPR...	0.336	-2.61	▼
ORYZON GEN...	1.91	-2.55	▼
LABORATORI...	82.20	-2.49	▼
BERKELEY E...	0.2105	-2.32	▼

Intraday | 1w | 1m | 6m | 1y | 3y

Recent research

on market		
Date	Headline	Download
2024/05/02	FX markets reflect uncertain interest rate outlook	Download
2024/05/02	FX-Märkte spiegeln unsicheres Zinsumfeld wider	Download
2024/04/30	Credit Markets Weekly	Download
2024/04/30	Credit Markets Weekly (DE)	Download
2024/04/29	Wie reagiert die Fed auf die jüngsten Daten?	Download

Futures and Options

Related Futures -

Related Options -

Details

2024/05/02 17:35:23

Price

1,076.95 EUR

Difference ▲ 0.00% (0.02)

General attributes

ISIN	ES0SI0000609
Symbol	-
Country	Spain
Security type	Index
Instruments in index	105

Market data

Open	1,076.59 EUR
High	1,082.31 EUR
Low	1,075.65 EUR
Close (prev. day)	1,076.93 EUR
Trading volume (m)	345,720,418
Volume (pcs)	1,514,560,931

Performance and Risk

	6m	1y	3y
Perf (%)	+17.07%	+19.49%	+23.00%
Perf (abs.)	+157.02	+175.64	+201.40
Beta	-	-	-
Volatility	12.31	12.30	16.36



Information about previous performance does not guarantee future performance.
Source: FactSet

Price data














Ø price 5 days Ø volume 5 days (pcs.)	1,090.42 EUR (354,607,825)
Ø price 30 days Ø volume 30 days (pcs.)	1,077.12 EUR (269,988,336)
Ø price 100 days Ø volume 100 days (pcs.)	1,020.28 EUR (269,245,640)
Ø price 250 days Ø volume 250 days (pcs.)	968.17 EUR (260,010,248)
YTD High date	1,114.30 EUR (2024/04/29)
YTD Low date	966.86 EUR (2024/01/18)
52 Weeks High date	1,114.30 EUR (2024/04/29)
52 Weeks Low date	884.84 EUR (2023/10/26)

Composition

Name ISIN	Price	Diff % Diff +/-	Performance	Date Time	Turnover Pc. Turnover Money
ACCIONA SA EUR1 ES0125220311	111.00	2.12% 2.30		24/05/02 17:35:21	122,350 13,608,261.90
ACERINOX SA ES0132105018	10.23	1.09% 0.11		24/05/02 17:35:21	593,221 6,061,518.01
ACS ACTIVIDADES DE CONSTR... ES0167050915	37.80	0.59% 0.22		24/05/02 17:35:21	395,976 14,945,705.02
ADOLFO DOMINGUEZ SA EUR0... ES0106000013	5.90	15.69% 0.80		24/05/02 17:35:21	35,099 196,698.84
AEDAS HOMES SA ES0105287009	19.20	2.45% 0.46		24/05/02 17:35:21	20,667 392,975.64
AENA SA ES0105046009	180.50	5.19% 8.90		24/05/02 17:42:41	436,237 78,416,289.20
AIRBUS SE NL0000235190	153.70	-0.88% -1.36		24/05/02 17:35:21	1,272 195,430.48
AIRTIFICIAL INTELLIGENCE ... ES0152768612	0.126	0.32% 0.00		24/05/02 17:44:10	1,545,065 195,360.24
ALANTRA PARTNERS S.A. ES0126501131	9.16	1.55% 0.14		24/05/02 17:35:21	2,055 18,692.80
ALMIRALL SA ES0157097017	8.655	0.99% 0.09		24/05/02 17:35:21	97,697 843,523.15
AMADEUS IT GROUP SA ES0109067019	60.90	1.91% 1.14		24/05/02 17:35:21	1,012,969 61,498,567.84
AMPER SA ES0109260531	0.116	12.62% 0.01		24/05/02 17:35:21	21,055,048 2,367,999.48
AMREST HOLDINGS SE ES0105375002	6.08	1.00% 0.06		24/05/02 17:35:21	701 4,255.03
APPLUS SERVICES SA ES0105022000	12.70	0.16% 0.02		24/05/02 17:35:21	876,118 11,117,437.25
ARCELORMITTAL S.A. LU1598757687	24.34	3.22% 0.76		24/05/02 17:35:21	657,211 15,882,188.78
ARIMA REAL ESTATE SA EUR1... ES0105376000	6.02	0.00% 0.00		24/05/02 17:35:21	9,863 59,476.56
ATRESMEDIA CORPORACION DE... ES0109427734	4.81	1.91% 0.09		24/05/02 17:35:21	217,768 1,040,705.75
AUDAX RENOVABLES SA ES0136463017	1.74	2.59% 0.04		24/05/02 17:35:21	308,410 533,671.99
AZKOYEN SA EUR0.6 ES0112458312	6.14	-0.65% -0.04		24/05/02 17:35:21	5,380 33,503.94
BANCO BILBAO VIZCA ES0113211835	9.784	-3.84% -0.39		24/05/02 17:43:37	27,702,493 273,068,866.71
BANCO DE SABADELL SA EUR0... ES0113860A34	1.86	3.56% 0.06		24/05/02 17:42:23	96,252,614 182,237,478.58
BANCO SANTANDER SA ES0113900J37	4.5655	-0.16% -0.01		24/05/02 17:42:15	34,056,511 155,571,662.65
BANKINTER SA ES0113679I37	7.542	1.64% 0.12		24/05/02 17:35:31	4,462,821 33,494,050.66

BERKELEY ENERGIA LTD. AU000000BKY0	0.2105	-2.32% -0.01		24/05/02 17:35:21	900,385 191,257.20
BODEGAS RIOJANAS EUR0.75 ES0115002018	4.12	0.00% 0.00		24/05/02 17:35:21	9 37.08
CAIXABANK SA ES0140609019	4.935	-0.34% -0.02		24/05/02 17:44:03	14,707,237 72,968,728.64
CELLNEX TELECOM SA ES0105066007	31.90	2.74% 0.85	█	24/05/02 17:35:21	1,825,095 57,925,606.31
CIE AUTOMOTIVE SA ES0105630315	25.65	3.01% 0.75	█	24/05/02 17:35:21	97,310 2,481,685.85
CLINICA BAVIERA S.A. ES0119037010	28.40	0.35% 0.10		24/05/02 17:35:21	524 14,876.80
COCA-COLA EUROPEAN PARTNE... GB00BDCPN049	67.00	0.00% 0.00		24/05/02 17:35:21	56 3,757.30
CONSTRUCCIONES & AUXILIAR... ES0121975009	32.75	1.87% 0.60	█	24/05/02 17:35:21	14,330 466,439.85
CORPORACIÓN FINANCIERA AL... ES0117160111	47.45	-0.11% -0.05		24/05/02 17:35:21	1,472 69,965.55
DEOLEO SA ES0110047919	0.221	0.91% 0.00		24/05/02 17:35:21	303,182 66,644.27
DISTRIBUIDORA INTL DE ALI... ES0126775032	0.0129	0.78% 0.00		24/05/02 17:35:21	17,258,682 223,383.18
DURO FELGUERA EUR0.05 (PO... ES0162600003	0.546	0.55% 0.00		24/05/02 17:35:21	134,306 72,782.05
EBRO FOODS SA ES0112501012	16.02	0.00% 0.00		24/05/02 17:35:21	37,331 598,234.40
EDREAMS ODIGEO EUR0.10 LU1048328220	6.28	-1.57% -0.10		24/05/02 17:35:21	63,649 399,476.32
ELECNOR SA EUR0.1 ES0129743318	20.35	0.74% 0.15		24/05/02 17:35:21	21,232 429,547.60
ENAGAS SA EUR1.50 ES0130960018	13.73	-0.22% -0.03		24/05/02 17:35:21	865,443 11,930,615.26
ENCE ENERGIA Y CELULOSA S... ES0130625512	3.382	1.02% 0.03	█	24/05/02 17:35:21	495,377 1,673,798.71
ENDESA SA ES0130670112	17.28	1.05% 0.18	█	24/05/02 17:35:21	1,422,729 24,574,715.16
ERCROS SA ES0125140A14	3.505	-0.43% -0.02		24/05/02 17:35:21	48,528 170,385.26
FAES FARMA SA EUR0.1(REGD... ES0134950F36	3.445	1.17% 0.04	█	24/05/02 17:35:21	288,943 993,703.33
FLUIDRA SA ES0137650018	19.99	0.45% 0.09		24/05/02 17:35:21	245,858 4,903,477.86
FOMENTO DE CONSTRUCCIONES... ES0122060314	12.70	-0.16% -0.02		24/05/02 17:35:21	4,318 54,745.12
GENERAL DE ALQUILER DE MA... ES0141571192	1.31	-1.13% -0.02		24/05/02 17:35:21	8,093 10,616.83
GESTAMP AUTOMOCION SA ES0105223004	2.91	3.19% 0.09	█	24/05/02 17:35:21	277,194 800,267.05
GLOBAL DOMINION ACCESS SA ES0105130001	3.485	-0.85% -0.03		24/05/02 17:35:21	156,918 547,956.94
GREENERGY RENOVABLES SA EU... ES0105079000	27.55	0.36% 0.10		24/05/02 17:35:21	22,652 625,168.65
GRIFOLS S.A. PRF SHS B ES0171996095	5.95	-0.92% -0.06		24/05/02 17:35:21	586,205 3,529,927.00
GRIFOLS SA	8.742	1.11%	█	24/05/02	3,542,552

ES0171996087		0.10		17:35:21	31,243,973.20
GRUPO CATALANA OCCIDENTE ... ES0116920333	36.40	0.28% 0.10		24/05/02 17:35:21	22,393 814,758.15
GRUPO EMPRESARIAL SAN JOS... ES0180918015	4.06	-0.25% -0.01		24/05/02 17:35:21	15,989 64,953.62
GRUPO EZENTIS SA ES0172708234	0.184	-0.54% -0.00		24/05/02 17:35:21	1,252,010 230,760.55
IBERDROLA SA EUR0.75 ES0144580Y14	11.575	0.56% 0.07		24/05/02 17:36:37	9,464,511 109,620,246.95
IBERPAPEL GESTION SA EUR0... ES0147561015	19.10	1.06% 0.20		24/05/02 17:35:21	3,775 72,797.60
INDRA SISTEMAS S.A. CLASS... ES0118594417	18.04	0.06% 0.01		24/05/02 17:35:21	363,500 6,542,911.07
INDUSTRIA DE DISENO TEXTI... ES0148396007	42.50	-0.82% -0.35		24/05/02 17:38:05	6,906,954 295,863,196.89
INMOBILIARIA COLONIAL SOC... ES0139140174	5.615	2.18% 0.12		24/05/02 17:35:21	1,159,992 6,495,939.76
INMOBILIARIA DEL SUR EUR2 ES0154653911	7.60	0.00% 0.00		24/05/02 17:35:21	2,212 16,810.50
INTERNATIONAL CONSOLIDATE... ES0177542018	2.086	1.61% 0.03		24/05/02 17:35:21	7,679,488 15,885,603.49
LABORATORIO REIG JOFRE SA ES0165359029	2.50	0.40% 0.01		24/05/02 17:35:21	2,987 7,446.69
LABORATORIOS FARMACEUTICO... ES0157261019	82.20	-2.49% -2.10		24/05/02 17:41:06	48,110 3,979,373.75
LAR ESPANA REAL ESTATE SO... ES0105015012	7.04	3.07% 0.21		24/05/02 17:35:21	157,983 1,095,939.97
LINGOTES ESPECIALES EUR1 ES0158480311	6.74	0.00% 0.00		24/05/02 17:35:21	159 1,082.92
LOGISTA HOLDINGS ES0105027009	25.70	0.55% 0.14		24/05/02 17:35:21	132,397 3,394,454.76
MAPFRE SA ES0124244E34	2.262	0.00% 0.00		24/05/02 17:42:08	2,776,572 6,293,293.11
MELIA HOTELS INTERNATIONA... ES0176252718	7.385	1.10% 0.08		24/05/02 17:35:21	436,861 3,217,917.44
MERLIN PROPERTIES SOCIMI ... ES0105025003	10.77	1.51% 0.16		24/05/02 17:35:21	1,200,377 12,896,677.73
METROVACESA SA EUR7.2 ES0105122024	8.69	0.46% 0.04		24/05/02 17:35:21	49,641 429,601.41
MIQUEL Y COSTAS MIQUEL EU... ES0164180012	11.35	-1.30% -0.15		24/05/02 17:35:21	2,522 28,679.15
MONTEBALITO SA EUR1 ES0116494016	1.44	4.35% 0.06		24/05/02 17:35:21	2,877 4,125.77
NATURGY ENERGY GROUP SA ES0116870314	23.86	0.59% 0.14		24/05/02 17:35:21	741,710 17,695,523.72
NATURHOUSE HEALTH SA ES0105043006	1.66	-0.60% -0.01		24/05/02 17:35:21	5,015 8,324.90
NEINOR HOMES SA ES0105251005	10.86	3.43% 0.36		24/05/02 17:35:21	45,255 483,767.20
NH HOTEL GROUP SA ES0161560018	4.125	0.61% 0.03		24/05/02 17:35:21	9,937 40,980.80
NICOLAS CORREA SA EUR0.8 ES0166300212	7.04	2.90% 0.20		24/05/02 17:35:21	7,145 49,982.18
NUEVA EXPRESION TEXTIL SA... ES0126962069	0.336	-2.61% -0.01		24/05/02 17:35:21	44,172 14,824.88

OBRASCON HUARTE LAIN SA ES0142090317	0.3512	3.66% 0.01		24/05/02 17:35:21	3,456,225 1,202,480.54
ORYZON GENOMICS SA ES0167733015	1.91	-2.55% -0.05		24/05/02 17:35:21	125,601 243,676.90
PESCANOVA SA ES0169350016	0.385	-1.28% -0.01		24/05/02 17:35:21	164,740 63,803.02
PHARMA MAR SA ES0169501022	30.92	1.58% 0.48		24/05/02 17:36:09	41,491 1,270,944.36
PRIM SA EUR0.25 ES0170884417	10.05	-0.99% -0.10		24/05/02 17:35:21	3,032 30,743.30
PROMOTORA DE INFORMACIONE... ES0171743901	0.368	6.67% 0.02		24/05/02 17:35:21	376,956 136,205.73
PROSEGUR - COMPANIA DE SE... ES0175438003	1.63	-1.69% -0.03		24/05/02 17:35:21	278,945 456,402.65
PROSEGUR CASH EUR0.02 ES0105229001	0.519	-0.38% -0.00		24/05/02 17:35:21	135,313 70,382.01
REALIA BUSINESS SA ORD EU... ES0173908015	1.02	0.00% 0.00		24/05/02 17:35:21	885 902.79
REDEIA CORPORATION SA ES0173093024	15.91	1.66% 0.26		24/05/02 17:35:21	1,318,926 20,883,627.39
RENTA 4 BANCO SA ES0173358039	10.20	0.00% 0.00		24/05/02 17:35:21	98 999.60
RENTA CORPORACION REAL ES... ES0173365018	0.816	-1.21% -0.01		24/05/02 17:35:21	36,218 29,892.37
REPSOL SA EUR1 ES0173516115	14.40	-2.21% -0.33		24/05/02 17:36:48	5,914,999 85,212,877.22
SACYR SA ES0182870214	3.314	1.41% 0.05		24/05/02 17:35:21	1,481,521 4,876,574.75
SIEMENS GAMESA RENEWABLE ... ES0143416115	18.05	-% -		23/02/13 17:38:00	- -
SOLARIA ENERGIA Y MEDIO A... ES0165386014	9.865	3.03% 0.29		24/05/02 17:35:48	851,522 8,380,310.29
SQUIRREL MEDIA SA EUR0.50 ES0183304080	1.485	3.13% 0.05		24/05/02 17:35:21	41,105 60,204.19
TALGO SA EUR0.301 ES0105065009	4.40	-0.45% -0.02		24/05/02 17:35:21	73,629 323,992.96
TELEFÓNICA SA ES0178430E18	4.23	0.57% 0.02		24/05/02 17:41:53	14,069,600 59,419,017.79
TUBACEX S.A. ES0132945017	3.12	-0.48% -0.02		24/05/02 17:35:21	172,237 538,741.20
TUBOS REUNIDOS SA ES0180850416	0.652	3.16% 0.02		24/05/02 17:35:21	733,384 469,563.85
TÉCNICAS REUNIDAS SA ES0178165017	9.25	-0.64% -0.06		24/05/02 17:35:21	99,656 921,450.62