

SPAIN IGBM

ISIN: **ES0SI0000609** WKN: -

Overview

2024/04/26 17:37:24

Price

1,106.91 EUR

Difference ▲ 1.63% (17.76)

General attributes

ISIN ES0SI0000609

Symbol -

Country Spain

Instruments in index 105

Type of index -

Security type Index

Market data

Open 1,095.33 EUR

High 1,108.24 EUR

Low 1,095.33 EUR

Close (prev. day) 1,089.15 EUR

Trading volume (m) 239,035,988

Volume (pcs) 1,170,779,107



Information about previous performance does not guarantee future performance.
Source: FactSet

Top 5

Name	Price	+ - (%)	Trend
APPLUS SER...	12.74	+10.02	▲
BANCO BILB...	10.985	+4.57	▲
OBRASCON H...	0.3282	+4.32	▲
GRIFOLS S...	5.955	+4.29	▲
ACCIONA SA...	109.20	+4.10	▲

Intraday 1w 1m 6m 1y 3y

Flop 5

Name	Price	+ - (%)	Trend
NUEVA EXPR...	0.343	-3.11	▼
DEOLEO SA	0.219	-2.23	▼
REPSOL SA ...	14.72	-1.90	▼
NATURHOUSE...	1.64	-1.80	▼
ARIMA REAL...	6.10	-1.61	▼

Intraday 1w 1m 6m 1y 3y

Recent research

on market			
Date		Headline	Download
2024/04/26		Week Ahead	Download
2024/04/26		Wochenausblick	Download
2024/04/26		Global Equity Ratings	Download
2024/04/26		Aktienempfehlungen Global	Download
2024/04/24		Credit Markets Weekly	Download

Futures and Options

Related Futures -

Related Options -

Details

2024/04/26 17:37:24

Price

1,106.91 EUR

Difference ▲ **1.63%** (17.76)

General attributes

ISIN	ES0SI0000609
Symbol	-
Country	Spain
Security type	Index
Instruments in index	105

Market data

Open	1,095.33 EUR
High	1,108.24 EUR
Low	1,095.33 EUR
Close (prev. day)	1,089.15 EUR
Trading volume (m)	239,035,988
Volume (pcs)	1,170,779,107

Performance and Risk

	6m	1y	3y
Perf (%)	+23.88%	+20.01%	+27.78%
Perf (abs.)	+213.34	+184.58	+240.62
Beta	-	-	-
Volatility	12.05	12.22	16.30



Information about previous performance does not guarantee future performance.
Source: FactSet

Price data



















Ø price 5 days Ø volume 5 days (pcs.)	1,093.27 EUR (284,771,402)
Ø price 30 days Ø volume 30 days (pcs.)	1,072.70 EUR (271,031,350)
Ø price 100 days Ø volume 100 days (pcs.)	1,018.04 EUR (264,165,419)
Ø price 250 days Ø volume 250 days (pcs.)	966.09 EUR (257,331,729)
YTD High date	1,108.24 EUR (2024/04/26)
YTD Low date	966.86 EUR (2024/01/18)
52 Weeks High date	1,108.24 EUR (2024/04/26)
52 Weeks Low date	884.84 EUR (2023/10/26)

Composition

Name ISIN	Price	Diff % Diff +/-	Performance	Date Time	Turnover Pc. Turnover Money
ACCIONA SA EUR1 ES0125220311	109.20	4.10% 4.30		24/04/26 17:35:26	122,825 13,420,795.60
ACERINOX SA ES0132105018	10.13	-0.10% -0.01		24/04/26 17:35:26	696,875 7,079,009.65
ACS ACTIVIDADES DE CONSTR... ES0167050915	37.82	0.32% 0.12		24/04/26 17:35:26	522,897 19,773,696.18
ADOLFO DOMINGUEZ SA EUR0... ES0106000013	4.78	3.91% 0.18		24/04/26 17:35:26	1,597 7,477.31
AEDAS HOMES SA ES0105287009	18.78	2.07% 0.38		24/04/26 17:35:26	24,295 453,061.00
AENA SA ES0105046009	175.80	0.74% 1.30		24/04/26 17:37:51	206,424 36,310,567.30
AIRBUS SE NL0000235190	157.36	-0.68% -1.08		24/04/26 17:35:26	4,427 687,782.14
AIRTIFICIAL INTELLIGENCE ... ES0152768612	0.128	0.63% 0.00		24/04/26 17:35:26	2,402,143 307,560.33
ALANTRA PARTNERS S.A. ES0126501131	9.00	0.00% 0.00		24/04/26 17:35:44	41,321 368,896.84
ALMIRALL SA ES0157097017	8.57	1.24% 0.11		24/04/26 17:35:26	266,157 2,276,064.27
AMADEUS IT GROUP SA ES0109067019	59.64	0.74% 0.44		24/04/26 17:35:31	604,607 36,055,833.70
AMPER SA ES0109260531	0.0945	2.61% 0.00		24/04/26 17:35:26	5,737,933 540,503.53
AMREST HOLDINGS SE ES0105375002	5.95	2.23% 0.13		24/04/26 17:35:26	3,650 21,410.00
APPLUS SERVICES SA ES0105022000	12.74	10.02% 1.16		24/04/26 17:35:26	3,477,994 44,240,587.46
ARCELORMITTAL S.A. LU1598757687	23.76	0.93% 0.22		24/04/26 17:35:26	427,981 10,243,196.53
ARIMA REAL ESTATE SA EUR1... ES0105376000	6.10	-1.61% -0.10		24/04/26 17:35:26	23,349 141,568.14
ATRESMEDIA CORPORACION DE... ES0109427734	4.73	-1.25% -0.06		24/04/26 17:38:59	471,997 2,236,868.02
AUDAX RENOVABLES SA ES0136463017	1.782	-0.11% -0.00		24/04/26 17:35:26	379,534 676,892.64
AZKOYEN SA EUR0.6 ES0112458312	6.16	-0.65% -0.04		24/04/26 17:35:26	2,341 14,422.00
BANCO BILBAO VIZCA ES0113211835	10.985	4.57% 0.48		24/04/26 17:39:08	13,567,623 147,828,451.76
BANCO DE SABADELL SA EUR0... ES0113860A34	1.691	3.27% 0.05		24/04/26 17:39:51	49,306,858 83,399,969.32
BANCO SANTANDER SA ES0113900J37	4.8505	2.16% 0.10		24/04/26 17:43:23	41,115,322 199,446,251.80
BANKINTER SA ES0113679I37	7.326	0.25% 0.02		24/04/26 17:35:26	2,225,437 16,283,792.76

BERKELEY ENERGIA LTD. AU000000BKY0	0.22	-0.90% -0.00		24/04/26 17:35:26	4,301,778 961,251.82
BODEGAS RIOJANAS EUR0.75 ES0115002018	4.16	0.00% 0.00		24/04/26 17:35:26	72 298.08
CAIXABANK SA ES0140609019	5.114	1.95% 0.10	█	24/04/26 17:35:26	15,701,727 80,006,811.69
CELLNEX TELECOM SA ES0105066007	31.39	0.74% 0.23	█	24/04/26 17:44:40	1,167,670 36,658,100.38
CIE AUTOMOTIVE SA ES0105630315	25.45	0.00% 0.00		24/04/26 17:35:26	20,826 530,601.65
CLINICA BAVIERA S.A. ES0119037010	28.10	-1.06% -0.30		24/04/26 17:35:26	599 16,851.70
COCA-COLA EUROPEAN PARTNE... GB00BDCPN049	66.50	0.00% 0.00		24/04/26 17:35:26	418 27,633.50
CONSTRUCCIONES & AUXILIAR... ES0121975009	31.95	1.59% 0.50	█	24/04/26 17:35:26	16,450 524,931.35
CORPORACIÓN FINANCIERA AL... ES0117160111	47.80	-0.21% -0.10		24/04/26 17:35:26	1,895 90,672.60
DEOLEO SA ES0110047919	0.219	-2.23% -0.01		24/04/26 17:35:26	777,888 172,694.01
DISTRIBUIDORA INTL DE ALI... ES0126775032	0.0129	1.57% 0.00	█	24/04/26 17:35:26	6,104,777 78,731.59
DURO FELGUERA EUR0.05 (PO... ES0162600003	0.542	-0.55% -0.00		24/04/26 17:35:26	35,888 19,467.23
EBRO FOODS SA ES0112501012	16.04	-0.62% -0.10		24/04/26 17:35:26	57,183 922,212.22
EDREAMS ODIGEO EUR0.10 LU1048328220	6.27	2.45% 0.15	█	24/04/26 17:35:28	24,346 151,888.80
ELECNOR SA EUR0.1 ES0129743318	20.85	2.21% 0.45	█	24/04/26 17:42:53	77,338 1,599,970.75
ENAGAS SA EUR1.50 ES0130960018	13.78	0.44% 0.06	█	24/04/26 17:35:28	861,265 11,881,949.20
ENCE ENERGIA Y CELULOSA S... ES0130625512	3.41	-0.06% -0.00		24/04/26 17:38:48	547,877 1,868,766.02
ENDESA SA ES0130670112	17.055	0.71% 0.12	█	24/04/26 17:37:04	1,110,360 18,911,473.86
ERCROS SA ES0125140A14	3.53	-0.14% -0.01		24/04/26 17:35:26	45,526 161,028.70
FAES FARMA SA EUR0.1(REGD... ES0134950F36	3.38	1.81% 0.06	█	24/04/26 17:35:26	352,943 1,184,023.20
FLUIDRA SA ES0137650018	19.93	1.37% 0.27	█	24/04/26 17:36:11	304,434 6,077,897.66
FOMENTO DE CONSTRUCCIONES... ES0122060314	12.62	-0.63% -0.08		24/04/26 17:35:26	7,424 93,216.10
GENERAL DE ALQUILER DE MA... ES0141571192	1.32	0.00% 0.00		24/04/26 17:35:26	- -
GESTAMP AUTOMOCION SA ES0105223004	2.805	1.45% 0.04	█	24/04/26 17:35:26	240,747 674,364.22
GLOBAL DOMINION ACCESS SA ES0105130001	3.30	0.92% 0.03	█	24/04/26 17:35:26	138,436 456,610.67
GREENERGY RENOVABLES SA EU... ES0105079000	25.95	2.98% 0.75	█	24/04/26 17:35:50	40,400 1,047,472.95
GRIFOLS S.A. PRF SHS B ES0171996095	5.955	4.29% 0.25	█	24/04/26 17:35:26	129,100 759,840.82
GRIFOLS SA	8.386	3.71%	█	24/04/26	1,738,773

ES0171996087		0.30		17:35:26	14,494,282.19
GRUPO CATALANA OCCIDENTE ... ES0116920333	35.75	0.00% 0.00		24/04/26 17:35:26	9,337 333,873.85
GRUPO EMPRESARIAL SAN JOS... ES0180918015	4.04	0.25% 0.01		24/04/26 17:35:26	6,399 25,947.11
GRUPO EZENTIS SA ES0172708234	0.189	-0.53% -0.00		24/04/26 17:35:26	1,397,282 263,864.05
IBERDROLA SA EUR0.75 ES0144580Y14	11.61	1.31% 0.15		24/04/26 17:35:26	6,730,718 78,064,307.63
IBERPAPEL GESTION SA EUR0... ES0147561015	19.50	0.00% 0.00		24/04/26 17:35:26	3,973 76,808.35
INDRA SISTEMAS S.A. CLASS... ES0118594417	18.20	0.55% 0.10		24/04/26 17:35:26	348,624 6,329,031.49
INDUSTRIA DE DISENO TEXTI... ES0148396007	45.34	1.43% 0.64		24/04/26 17:39:35	1,441,592 65,120,064.58
INMOBILIARIA COLONIAL SOC... ES0139140174	5.56	1.92% 0.11		24/04/26 17:35:26	695,060 3,870,829.07
INMOBILIARIA DEL SUR EUR2 ES0154653911	7.45	2.05% 0.15		24/04/26 17:35:26	815 6,030.05
INTERNATIONAL CONSOLIDATE... ES0177542018	2.055	0.15% 0.00		24/04/26 17:35:26	9,379,785 19,414,974.36
LABORATORIO REIG JOFRE SA ES0165359029	2.58	2.38% 0.06		24/04/26 17:35:26	8,932 22,687.13
LABORATORIOS FARMACEUTICO... ES0157261019	85.00	0.35% 0.30		24/04/26 17:35:26	79,264 6,678,748.35
LAR ESPANA REAL ESTATE SO... ES0105015012	6.82	-0.15% -0.01		24/04/26 17:35:26	54,324 371,172.67
LINGOTES ESPECIALES EUR1 ES0158480311	6.82	0.00% 0.00		24/04/26 17:35:26	60 409.20
LOGISTA HOLDINGS ES0105027009	25.46	0.32% 0.08		24/04/26 17:35:26	169,249 4,313,925.98
MAPFRE SA ES0124244E34	2.284	0.18% 0.00		24/04/26 17:42:54	3,235,849 7,383,448.14
MELIA HOTELS INTERNATIONA... ES0176252718	7.415	0.61% 0.05		24/04/26 17:35:26	415,614 3,084,737.32
MERLIN PROPERTIES SOCIMI ... ES0105025003	10.56	2.03% 0.21		24/04/26 17:35:26	669,518 7,061,270.66
METROVACESA SA EUR7.2 ES0105122024	8.36	0.60% 0.05		24/04/26 17:35:26	17,565 147,242.29
MIQUEL Y COSTAS MIQUEL EU... ES0164180012	11.40	0.00% 0.00		24/04/26 17:35:26	251 2,861.90
MONTEBALITO SA EUR1 ES0116494016	1.38	-0.72% -0.01		24/04/26 17:35:26	1,171 1,621.98
NATURGY ENERGY GROUP SA ES0116870314	23.36	-0.09% -0.02		24/04/26 17:35:26	495,872 11,601,374.72
NATURHOUSE HEALTH SA ES0105043006	1.64	-1.80% -0.03		24/04/26 17:35:26	7,883 12,968.62
NEINOR HOMES SA ES0105251005	10.30	0.98% 0.10		24/04/26 17:35:26	19,452 200,737.68
NH HOTEL GROUP SA ES0161560018	4.12	-1.20% -0.05		24/04/26 17:35:26	23,231 95,961.33
NICOLAS CORREA SA EUR0.8 ES0166300212	7.06	0.57% 0.04		24/04/26 17:35:26	35,941 251,190.36
NUEVA EXPRESION TEXTIL SA... ES0126962069	0.343	-3.11% -0.01		24/04/26 17:35:26	23,239 8,123.57

OBRASCON HUARTE LAIN SA ES0142090317	0.3282	4.32% 0.01		24/04/26 17:35:26	7,335,046 2,369,272.71
ORYZON GENOMICS SA ES0167733015	2.00	0.91% 0.02		24/04/26 17:35:26	90,294 181,129.85
PESCANOVA SA ES0169350016	0.407	3.04% 0.01		24/04/26 17:35:26	163,185 65,673.71
PHARMA MAR SA ES0169501022	28.96	0.49% 0.14		24/04/26 17:35:26	32,568 938,466.70
PRIM SA EUR0.25 ES0170884417	10.25	2.50% 0.25		24/04/26 17:35:26	3,803 38,688.60
PROMOTORA DE INFORMACIONE... ES0171743901	0.342	0.59% 0.00		24/04/26 17:35:26	17,530 5,998.37
PROSEGUR - COMPANIA DE SE... ES0175438003	1.63	-0.61% -0.01		24/04/26 17:35:26	224,600 366,887.69
PROSEGUR CASH EUR0.02 ES0105229001	0.524	1.55% 0.01		24/04/26 17:35:26	299,191 155,867.96
REALIA BUSINESS SA ORD EU... ES0173908015	1.025	0.00% 0.00		24/04/26 17:35:26	16,781 17,121.12
REDEIA CORPORATION SA ES0173093024	15.57	-0.45% -0.07		24/04/26 17:35:26	914,085 14,239,729.92
RENTA 4 BANCO SA ES0173358039	10.20	2.00% 0.20		24/04/26 17:35:26	948 9,601.80
RENTA CORPORACION REAL ES... ES0173365018	0.83	0.00% 0.00		24/04/26 17:35:26	1,055 875.68
REPSOL SA EUR1 ES0173516115	14.72	-1.90% -0.28		24/04/26 17:42:27	4,068,927 60,037,915.92
SACYR SA ES0182870214	3.322	0.36% 0.01		24/04/26 17:37:56	1,263,997 4,211,678.74
SIEMENS GAMESA RENEWABLE ... ES0143416115	18.05	-% -		23/02/13 17:38:00	- -
SOLARIA ENERGIA Y MEDIO A... ES0165386014	9.565	0.68% 0.07		24/04/26 17:35:26	1,057,395 10,212,187.86
SQUIRREL MEDIA SA EUR0.50 ES0183304080	1.535	-0.32% -0.01		24/04/26 17:35:26	4,331 6,581.91
TALGO SA EUR0.301 ES0105065009	4.40	0.46% 0.02		24/04/26 17:35:26	86,940 382,553.57
TELEFÓNICA SA ES0178430E18	4.222	1.73% 0.07		24/04/26 17:35:26	16,449,164 69,179,479.82
TUBACEX S.A. ES0132945017	3.165	0.48% 0.02		24/04/26 17:36:23	228,724 726,248.44
TUBOS REUNIDOS SA ES0180850416	0.635	-0.78% -0.01		24/04/26 17:35:26	497,776 322,246.18
TÉCNICAS REUNIDAS SA ES0178165017	9.225	1.82% 0.17		24/04/26 17:35:26	176,154 1,629,329.25