

SPAIN IGBM

ISIN: **ES0SI0000609** WKN: -

Overview

--	
Price	--
Difference	- (-)

General attributes	
ISIN	ES0SI0000609
Symbol	-
Country	Spain
Instruments in index	105
Type of index	-
Security type	Index

Market data	
Open	1,078.13 EUR
High	1,084.24 EUR
Low	1,074.86 EUR
Close (prev. day)	1,075.99 EUR
Trading volume (m)	228,357,134
Volume (pcs)	829,255,988



Information about previous performance does not guarantee future performance.
Source: FactSet

Top 5

Name	Price	+ - (%)	Trend
INDRA SIST...	19.60	+8.83	▲
AMPER SA	0.124	+8.20	▲
GRIFOLS SA	9.52	+7.09	▲
TUBOS REUN...	0.695	+6.60	▲
GRIFOLS S...	6.48	+6.58	▲

Intraday 1w 1m 6m 1y 3y

Flop 5

Name	Price	+ - (%)	Trend
INMOBILIAR...	7.25	-4.61	▼
GREENERGY R...	27.90	-3.13	▼
DURO FELGU...	0.58	-3.01	▼
ADOLFO DOM...	5.46	-2.50	▼
BODEGAS RI...	4.20	-1.87	▼

Intraday 1w 1m 6m 1y 3y

Recent research

on market		
Date	Headline	Download
2024/05/06	Anzeichen für eine wirtschaftliche Wende?	
2024/05/03	Week Ahead	
2024/05/03	Wochenausblick	
2024/05/02	FX markets reflect uncertain interest rate outlook	
2024/05/02	FX-Märkte spiegeln unsicheres Zinsumfeld wider	

Futures and Options

Related Futures -

Related Options -

Details

--	
Price	
--	
Difference	- (-)

General attributes	
ISIN	ES0SI0000609
Symbol	-
Country	Spain
Security type	Index
Instruments in index	105

Market data	
Open	1,078.13 EUR
High	1,084.24 EUR
Low	1,074.86 EUR
Close (prev. day)	1,075.99 EUR
Trading volume (m)	228,357,134
Volume (pcs)	829,255,988

Performance and Risk			
	6m	1y	3y
Perf (%)	+17.86%	+19.19%	+21.48%
Perf (abs.)	+163.97	+174.22	+191.32
Beta	-	-	-
Volatility	12.28	12.27	16.35



Information about previous performance does not guarantee future performance.
Source: FactSet






















Price data	
Ø price 5 days Ø volume 5 days (pcs.)	1,082.80 EUR (321,539,521)
Ø price 30 days Ø volume 30 days (pcs.)	1,078.62 EUR (272,031,105)
Ø price 100 days Ø volume 100 days (pcs.)	1,021.70 EUR (269,354,172)
Ø price 250 days Ø volume 250 days (pcs.)	969.49 EUR (260,647,566)
YTD High date	1,114.30 EUR (2024/04/29)
YTD Low date	966.86 EUR (2024/01/18)
52 Weeks High date	1,114.30 EUR (2024/04/29)
52 Weeks Low date	884.84 EUR (2023/10/26)

Composition

Name ISIN	Price	Diff % Diff +/-	Performance	Date Time	Turnover Pc. Turnover Money
ACCIONA SA EUR1 ES0125220311	114.10	0.18% 0.20		24/05/06 17:35:06	64,403 7,361,651.80
ACERINOX SA ES0132105018	10.20	0.49% 0.05		24/05/06 17:35:06	280,648 2,872,790.91
ACS ACTIVIDADES DE CONSTR... ES0167050915	38.44	1.32% 0.50		24/05/06 22:26:29	173 6,632.04
ADOLFO DOMINGUEZ SA EUR0... ES0106000013	5.46	-2.50% -0.14		24/05/06 17:35:06	17,796 100,070.44
AEDAS HOMES SA ES0105287009	19.32	2.22% 0.42		24/05/06 17:35:06	19,246 370,532.20
AENA SA ES0105046009	173.00	0.17% 0.30		24/05/06 17:35:06	819,341 141,666,387.00
AIRBUS SE NL0000235190	156.28	0.85% 1.32		24/05/06 17:35:06	1,310 203,793.08
AIRTIFICIAL INTELLIGENCE ... ES0152768612	0.1258	0.16% 0.00		24/05/06 17:35:06	1,429,453 179,599.63
ALANTRA PARTNERS S.A. ES0126501131	9.16	0.66% 0.06		24/05/06 17:35:06	3,961 36,312.50
ALMIRALL SA ES0157097017	8.655	-0.35% -0.03		24/05/06 17:35:52	71,586 621,170.69
AMADEUS IT GROUP SA ES0109067019	59.26	-0.50% -0.30		24/05/06 17:35:06	526,137 31,193,485.52
AMPER SA ES0109260531	0.124	8.20% 0.01		24/05/06 17:36:28	12,562,284 1,516,894.31
AMREST HOLDINGS SE ES0105375002	6.06	2.36% 0.14		24/05/06 19:31:24	- -
APPLUS SERVICES SA ES0105022000	12.72	-% -		24/05/06 22:26:41	8 102.56
ARCELORMITTAL S.A. LU1598757687	24.38	0.29% 0.07		24/05/06 17:35:06	250,917 6,166,648.24
ARIMA REAL ESTATE SA EUR1... ES0105376000	6.02	0.00% 0.00		24/05/06 17:35:06	200 1,220.00
ATRESMEDIA CORPORACION DE... ES0109427734	4.86	0.93% 0.05		24/05/06 17:35:06	204,197 990,034.62
AUDAX RENOVABLES SA ES0136463017	1.78	1.71% 0.03		24/05/06 17:35:06	199,077 353,318.91
AZKOYEN SA EUR0.6 ES0112458312	6.12	0.66% 0.04		24/05/06 17:35:06	5,661 34,170.22
BANCO BILBAO VIZCA ES0113211835	10.14	2.88% 0.28		24/05/06 22:26:24	29,415 290,210.62
BANCO DE SABADELL SA EUR0... ES0113860A34	1.8795	-2.87% -0.06		24/05/06 22:26:35	37,845 71,847.76
BANCO SANTANDER SA ES0113900J37	4.5705	0.88% 0.04		24/05/06 17:44:05	22,143,516 100,728,512.88
BANKINTER SA ES0113679I37	7.382	-0.16% -0.01		24/05/06 17:35:09	1,692,501 12,512,726.02

BERKELEY ENERGIA LTD. AU000000BKY0	0.207	-1.43% -0.00		24/05/06 17:35:06	1,570,984 326,877.67
BODEGAS RIOJANAS EUR0.75 ES0115002018	4.20	-1.87% -0.08		24/05/06 17:35:06	9,467 40,195.34
CAIXABANK SA ES0140609019	4.867	2.36% 0.11	█	24/05/06 17:43:51	8,177,393 39,657,420.74
CELLNEX TELECOM SA ES0105066007	32.55	-0.82% -0.27		24/05/06 17:35:06	792,094 25,799,206.69
CIE AUTOMOTIVE SA ES0105630315	26.25	1.94% 0.50	█	24/05/06 22:02:00	- -
CLINICA BAVIERA S.A. ES0119037010	28.60	0.70% 0.20	█	24/05/06 17:35:06	2,889 82,302.60
COCA-COLA EUROPEAN PARTNE... GB00BDCPN049	66.20	-1.19% -0.80		24/05/06 17:35:06	3,658 242,430.70
CONSTRUCCIONES & AUXILIAR... ES0121975009	32.55	-0.15% -0.05		24/05/06 17:35:06	17,249 563,857.20
CORPORACIÓN FINANCIERA AL... ES0117160111	47.85	0.00% 0.00		24/05/06 17:35:06	1,911 91,461.00
DEOLEO SA ES0110047919	0.219	0.00% 0.00		24/05/06 17:35:06	139,896 30,416.25
DISTRIBUIDORA INTL DE ALI... ES0126775032	0.0131	-0.76% -0.00		24/05/06 17:35:06	6,049,970 79,806.97
DURO FELGUERA EUR0.05 (PO... ES0162600003	0.58	-3.01% -0.02		24/05/06 21:50:02	- -
EBRO FOODS SA ES0112501012	15.96	-0.50% -0.08		24/05/06 17:35:08	29,154 467,419.30
EDREAMS ODIGEO EUR0.10 LU1048328220	6.57	3.14% 0.20	█	24/05/06 17:35:06	36,095 235,035.47
ELECNOR SA EUR0.1 ES0129743318	20.35	1.24% 0.25	█	24/05/06 17:35:06	14,156 287,023.10
ENAGAS SA EUR1.50 ES0130960018	14.05	0.00% 0.00		24/05/06 17:44:17	647,362 9,103,272.65
ENCE ENERGIA Y CELULOSA S... ES0130625512	3.382	-0.18% -0.01		24/05/06 17:35:07	355,516 1,208,252.55
ENDESA SA ES0130670112	17.40	0.75% 0.13	█	24/05/06 22:26:24	1,668 28,849.45
ERCROS SA ES0125140A14	3.48	-0.71% -0.03		24/05/06 17:35:07	126,313 440,846.02
FAES FARMA SA EUR0.1(REGD... ES0134950F36	3.485	1.01% 0.04	█	24/05/06 17:35:06	261,321 907,662.21
FLUIDRA SA ES0137650018	20.68	1.47% 0.30	█	24/05/06 17:35:06	244,585 5,038,864.54
FOMENTO DE CONSTRUCCIONES... ES0122060314	13.30	-0.89% -0.12		24/05/06 22:26:30	103 1,368.48
GENERAL DE ALQUILER DE MA... ES0141571192	1.35	2.27% 0.03	█	24/05/06 17:35:06	44,813 60,150.15
GESTAMP AUTOMOCION SA ES0105223004	2.935	0.86% 0.03	█	24/05/06 17:35:06	359,702 1,057,786.25
GLOBAL DOMINION ACCESS SA ES0105130001	3.545	1.72% 0.06	█	24/05/06 17:35:06	102,810 362,318.08
GREENERGY RENOVABLES SA EU... ES0105079000	28.00	-2.95% -0.85		24/05/06 22:26:45	52 1,446.20
GRIFOLS S.A. PRF SHS B ES0171996095	6.48	6.58% 0.40	█	24/05/06 17:35:06	746,660 4,762,698.83
GRIFOLS SA	9.52	7.09%	█	24/05/06	5,481,009

ES0171996087		0.63		17:43:38	51,426,051.66
GRUPO CATALANA OCCIDENTE ... ES0116920333	36.10	0.52% 0.19		24/05/06 17:35:06	12,769 460,557.25
GRUPO EMPRESARIAL SAN JOS... ES0180918015	4.22	3.43% 0.14		24/05/06 17:35:06	102,200 428,300.43
GRUPO EZENTIS SA ES0172708234	0.183	-0.54% -0.00		24/05/06 21:50:02	- -
IBERDROLA SA EUR0.75 ES0144580Y14	11.73	1.12% 0.13		24/05/06 22:26:24	12,258 142,515.82
IBERPAPEL GESTION SA EUR0... ES0147561015	19.15	0.00% 0.00		24/05/06 17:35:06	2,048 39,285.65
INDRA SISTEMAS S.A. CLASS... ES0118594417	19.60	8.83% 1.59		24/05/06 17:36:52	1,876,387 36,424,256.78
INDUSTRIA DE DISENO TEXTI... ES0148396007	42.69	-0.30% -0.13		24/05/06 17:35:06	913,439 38,972,677.69
INMOBILIARIA COLONIAL SOC... ES0139140174	5.69	0.71% 0.04		24/05/06 17:35:06	928,643 5,268,461.91
INMOBILIARIA DEL SUR EUR2 ES0154653911	7.25	-4.61% -0.35		24/05/06 17:35:06	5,632 41,727.00
INTERNATIONAL CONSOLIDATE... ES0177542018	2.133	2.50% 0.05		24/05/06 17:44:52	11,493,141 24,372,281.20
LABORATORIO REIG JOFRE SA ES0165359029	2.52	-% -		24/05/06 21:50:02	- -
LABORATORIOS FARMACEUTICO... ES0157261019	84.75	1.99% 1.65		24/05/06 22:26:42	368 30,882.00
LAR ESPANA REAL ESTATE SO... ES0105015012	7.12	0.99% 0.07		24/05/06 17:35:06	102,892 729,608.36
LINGOTES ESPECIALES EUR1 ES0158480311	6.76	0.30% 0.02		24/05/06 17:35:06	1,807 12,325.12
LOGISTA HOLDINGS ES0105027009	25.74	0.55% 0.14		24/05/06 17:35:06	79,907 2,055,559.84
MAPFRE SA ES0124244E34	2.306	2.58% 0.06		24/05/06 22:02:00	- -
MELIA HOTELS INTERNATIONA... ES0176252718	7.475	0.47% 0.04		24/05/06 17:35:06	378,628 2,834,403.06
MERLIN PROPERTIES SOCIMI ... ES0105025003	10.69	-0.37% -0.04		24/05/06 17:35:06	839,055 8,974,196.94
METROVACESA SA EUR7.2 ES0105122024	8.58	0.00% 0.00		24/05/06 17:35:06	61,200 519,646.43
MIQUEL Y COSTAS MIQUEL EU... ES0164180012	11.90	0.42% 0.05		24/05/06 17:35:06	16,052 189,930.90
MONTEBALITO SA EUR1 ES0116494016	1.39	0.00% 0.00		24/05/06 17:35:06	- -
NATURGY ENERGY GROUP SA ES0116870314	24.08	-0.08% -0.02		24/05/06 22:26:29	281 6,732.28
NATURHOUSE HEALTH SA ES0105043006	1.65	-0.60% -0.01		24/05/06 17:35:06	20,743 33,959.05
NEINOR HOMES SA ES0105251005	10.84	1.12% 0.12		24/05/06 17:35:06	28,735 312,095.62
NH HOTEL GROUP SA ES0161560018	4.145	-0.12% -0.01		24/05/06 22:26:52	11 45.82
NICOLAS CORREA SA EUR0.8 ES0166300212	6.86	-1.72% -0.12		24/05/06 17:35:06	14,317 98,323.48
NUEVA EXPRESION TEXTIL SA... ES0126962069	0.338	0.90% 0.00		24/05/06 17:35:06	98,747 33,286.51

OBRASCON HUARTE LAIN SA ES0142090317	0.3664	1.89% 0.01		24/05/06 17:35:06	4,413,824 1,606,227.45
ORYZON GENOMICS SA ES0167733015	1.97	2.18% 0.04		24/05/06 17:35:08	77,542 150,070.72
PESCANOVA SA ES0169350016	0.392	-1.01% -0.00		24/05/06 17:35:06	161,896 63,465.35
PHARMA MAR SA ES0169501022	31.70	1.60% 0.50		24/05/06 22:02:00	- -
PRIM SA EUR0.25 ES0170884417	10.10	1.00% 0.10		24/05/06 17:35:06	3,679 36,973.30
PROMOTORA DE INFORMACIONE... ES0171743901	0.362	0.56% 0.00		24/05/06 17:35:06	30,245 11,151.44
PROSEGUR - COMPANIA DE SE... ES0175438003	1.636	0.74% 0.01		24/05/06 17:35:07	220,289 361,093.99
PROSEGUR CASH EUR0.02 ES0105229001	0.523	1.75% 0.01		24/05/06 17:35:06	325,480 169,940.64
REALIA BUSINESS SA ORD EU... ES0173908015	1.02	0.00% 0.00		24/05/06 17:35:06	6,866 7,004.42
REDEIA CORPORATION SA ES0173093024	15.89	-0.13% -0.02		24/05/06 17:35:06	425,384 6,772,540.68
RENTA 4 BANCO SA ES0173358039	10.30	0.98% 0.10		24/05/06 17:35:06	2,628 27,025.80
RENTA CORPORACION REAL ES... ES0173365018	0.818	0.25% 0.00		24/05/06 17:35:06	7,274 5,950.02
REPSOL SA EUR1 ES0173516115	14.495	0.83% 0.12		24/05/06 17:40:09	2,042,441 29,619,944.73
SACYR SA ES0182870214	3.44	1.12% 0.04		24/05/06 17:37:35	985,244 3,368,753.66
SIEMENS GAMESA RENEWABLE ... ES0143416115	18.05	-% -		23/02/13 17:38:00	- -
SOLARIA ENERGIA Y MEDIO A... ES0165386014	10.32	0.39% 0.04		24/05/06 17:38:02	922,352 9,568,950.44
SQUIRREL MEDIA SA EUR0.50 ES0183304080	1.455	-1.69% -0.03		24/05/06 17:35:06	60,989 88,014.42
TALGO SA EUR0.301 ES0105065009	4.42	0.57% 0.03		24/05/06 22:02:00	- -
TELEFÓNICA SA ES0178430E18	4.27	0.45% 0.02		24/05/06 22:26:24	119,377 510,943.89
TUBACEX S.A. ES0132945017	3.095	-0.64% -0.02		24/05/06 17:35:06	233,849 725,312.00
TUBOS REUNIDOS SA ES0180850416	0.695	6.60% 0.04		24/05/06 17:35:06	1,437,259 979,628.99
TÉCNICAS REUNIDAS SA ES0178165017	9.235	0.05% 0.01		24/05/06 17:35:06	134,517 1,256,731.68