

SPAIN IGBM

ISIN: **ES0SI0000609** WKN: -

Overview

2024/04/22 17:35:13

Price

1,079.45 EUR

Difference ▲ 1.55% (16.44)

General attributes

ISIN ES0SI0000609

Symbol -

Country Spain

Instruments in index 105

Type of index -

Security type Index

Market data

Open 1,071.86 EUR

High 1,079.68 EUR

Low 1,068.41 EUR

Close (prev. day) 1,063.01 EUR

Trading volume (m) 232,369,955

Volume (pcs) 943,225,942



Information about previous performance does not guarantee future performance.
Source: FactSet

Top 5

Name	Price	+ - (%)	Trend
PESCANOVA ...	0.391	+4.83	▲
ORYZON GEN...	1.98	+4.54	▲
NEINOR HOM...	10.68	+4.50	▲
ENCE ENERG...	3.204	+4.09	▲
BANCO SANT...	4.667	+3.45	▲

Intraday 1w 1m 6m 1y 3y

Flop 5

Name	Price	+ - (%)	Trend
GREENERGY R...	25.85	-2.64	▼
RENTA CORP...	0.818	-2.62	▼
LINGOTES E...	6.72	-2.61	▼
ENDESA SA	17.145	-1.58	▼
GRIFOLS SA	8.226	-1.44	▼

Intraday 1w 1m 6m 1y 3y

Recent research

on market		
Date	Headline	Download
2024/04/22	Wird sich die Stimmung im April verbessern?	
2024/04/19	Week Ahead	
2024/04/19	Wochenausblick	
2024/04/17	Credit Markets Weekly	
2024/04/17	Credit Markets Weekly (DE)	

Futures and Options

Related Futures -

Related Options -

Details

2024/04/22 17:35:13

Price

1,079.45 EUR

Difference ▲ 1.55% (16.44)

General attributes

ISIN ES0SI0000609

Symbol -

Country Spain

Security type Index

Instruments in index 105

Market data

Open 1,071.86 EUR

High 1,079.68 EUR

Low 1,068.41 EUR

Close (prev. day) 1,063.01 EUR

Trading volume (m) 232,369,955

Volume (pcs) 943,225,942

Performance and Risk

	6m	1y	3y
Perf (%)	+20.01%	+15.44%	+25.35%
Perf (abs.)	+179.98	+144.40	+218.28
Beta	-	-	-
Volatility	11.68	12.11	16.28



Information about previous performance does not guarantee future performance.
Source: FactSet

Price data








Ø price 5 days Ø volume 5 days (pcs.)	1,061.06 EUR (248,465,760)
Ø price 30 days Ø volume 30 days (pcs.)	1,063.24 EUR (260,130,791)
Ø price 100 days Ø volume 100 days (pcs.)	1,013.98 EUR (262,259,274)
Ø price 250 days Ø volume 250 days (pcs.)	962.96 EUR (256,023,075)
YTD High date	1,100.40 EUR (2024/04/04)
YTD Low date	966.86 EUR (2024/01/18)
52 Weeks High date	1,100.40 EUR (2024/04/04)
52 Weeks Low date	884.84 EUR (2023/10/26)

Composition

Name ISIN	Price	Diff % Diff +/-	Performance	Date Time	Turnover Pc. Turnover Money
ACCIONA SA EUR1 ES0125220311	107.20	0.00% 0.00		24/04/22 17:35:11	62,946 6,764,772.80
ACERINOX SA ES0132105018	9.965	0.10% 0.01		24/04/22 17:38:00	439,453 4,389,068.91
ACS ACTIVIDADES DE CONSTR... ES0167050915	38.46	0.63% 0.24		24/04/22 17:41:34	342,141 13,154,839.06
ADOLFO DOMINGUEZ SA EUR0... ES0106000013	4.58	2.46% 0.11		24/04/22 17:35:11	3,769 17,258.06
AEDAS HOMES SA ES0105287009	18.08	1.92% 0.34		24/04/22 17:35:11	20,822 376,120.06
AENA SA ES0105046009	172.40	-0.46% -0.80		24/04/22 17:35:11	187,229 32,309,193.90
AIRBUS SE NL0000235190	161.00	1.72% 2.72		24/04/22 17:35:11	1,523 244,433.38
AIRTIFICIAL INTELLIGENCE ... ES0152768612	0.13	1.56% 0.00		24/04/22 17:35:11	810,898 105,387.48
ALANTRA PARTNERS S.A. ES0126501131	8.94	-0.67% -0.06		24/04/22 17:35:11	4,281 37,926.56
ALMIRALL SA ES0157097017	8.24	0.00% 0.00		24/04/22 17:35:11	135,752 1,124,436.37
AMADEUS IT GROUP SA ES0109067019	57.74	0.56% 0.32		24/04/22 17:35:11	738,456 42,699,634.80
AMPER SA ES0109260531	0.0943	0.00% 0.00		24/04/22 17:35:11	2,025,981 192,321.89
AMREST HOLDINGS SE ES0105375002	5.60	2.56% 0.14		24/04/22 17:35:11	1,036 5,752.02
APPLUS SERVICES SA ES0105022000	11.52	-0.35% -0.04		24/04/22 17:35:11	182,208 2,099,930.66
ARCELORMITTAL S.A. LU1598757687	24.12	1.26% 0.30		24/04/22 17:35:11	186,159 4,483,843.38
ARIMA REAL ESTATE SA EUR1... ES0105376000	6.20	0.00% 0.00		24/04/22 17:35:11	- -
ATRESMEDIA CORPORACION DE... ES0109427734	4.52	1.69% 0.08		24/04/22 17:35:11	214,591 965,613.83
AUDAX RENOVABLES SA ES0136463017	1.768	1.26% 0.02		24/04/22 17:35:11	583,089 1,031,617.24
AZKOYEN SA EUR0.6 ES0112458312	6.20	1.31% 0.08		24/04/22 17:35:11	4,144 25,540.00
BANCO BILBAO VIZCA ES0113211835	10.43	2.20% 0.23		24/04/22 17:35:11	6,364,161 66,129,149.50
BANCO DE SABADELL SA EUR0... ES0113860A34	1.4945	0.67% 0.01		24/04/22 17:35:11	18,178,637 27,201,978.90
BANCO SANTANDER SA ES0113900J37	4.667	3.45% 0.16		24/04/22 17:42:46	43,007,201 198,909,410.46
BANKINTER SA ES0113679I37	7.268	0.25% 0.02		24/04/22 17:35:11	4,577,396 33,281,716.03

BERKELEY ENERGIA LTD. AU000000BKY0	0.2135	2.15% 0.00		24/04/22 17:35:11	1,065,581 228,188.65
BODEGAS RIOJANAS EUR0.75 ES0115002018	4.16	-0.95% -0.04		24/04/22 17:35:11	7,008 29,187.14
CAIXABANK SA ES0140609019	4.856	1.04% 0.05		24/04/22 17:43:36	14,220,716 68,920,763.92
CELLNEX TELECOM SA ES0105066007	31.07	1.21% 0.37		24/04/22 17:35:11	757,341 23,529,570.51
CIE AUTOMOTIVE SA ES0105630315	25.85	1.17% 0.30		24/04/22 17:35:11	68,237 1,767,749.65
CLINICA BAVIERA S.A. ES0119037010	28.40	0.00% 0.00		24/04/22 17:35:11	1,209 34,188.50
COCA-COLA EUROPEAN PARTNE... GB00BDCPN049	63.00	0.00% 0.00		24/04/22 17:35:11	381 24,370.30
CONSTRUCCIONES & AUXILIAR... ES0121975009	32.00	0.79% 0.25		24/04/22 17:35:11	15,463 494,217.65
CORPORACIÓN FINANCIERA AL... ES0117160111	48.35	0.73% 0.35		24/04/22 17:35:11	3,555 172,183.85
DEOLEO SA ES0110047919	0.219	1.39% 0.00		24/04/22 17:35:11	48,059 10,445.69
DISTRIBUIDORA INTL DE ALI... ES0126775032	0.0135	2.27% 0.00		24/04/22 17:35:11	61,562,399 828,779.72
DURO FELGUERA EUR0.05 (PO... ES0162600003	0.545	-1.27% -0.01		24/04/22 17:35:11	108,149 58,868.49
EBRO FOODS SA ES0112501012	15.92	1.14% 0.18		24/04/22 17:35:11	113,261 1,800,766.14
EDREAMS ODIGEO EUR0.10 LU1048328220	6.10	-0.65% -0.04		24/04/22 17:35:11	46,914 287,966.48
ELECNOR SA EUR0.1 ES0129743318	20.15	2.28% 0.45		24/04/22 17:35:11	46,114 923,819.71
ENAGAS SA EUR1.50 ES0130960018	13.87	1.39% 0.19		24/04/22 17:35:11	1,070,062 14,795,607.89
ENCE ENERGIA Y CELULOSA S... ES0130625512	3.204	4.09% 0.13		24/04/22 17:35:11	838,442 2,669,019.63
ENDESA SA ES0130670112	17.145	-1.58% -0.28		24/04/22 17:35:30	2,135,295 36,663,359.98
ERCROS SA ES0125140A14	3.545	-0.14% -0.01		24/04/22 17:35:11	39,756 141,001.22
FAES FARMA SA EUR0.1(REGD... ES0134950F36	3.18	-0.16% -0.01		24/04/22 17:35:11	197,605 628,374.06
FLUIDRA SA ES0137650018	19.35	1.90% 0.36		24/04/22 17:35:11	318,452 6,154,066.50
FOMENTO DE CONSTRUCCIONES... ES0122060314	12.54	0.16% 0.02		24/04/22 17:35:11	4,772 59,636.28
GENERAL DE ALQUILER DE MA... ES0141571192	1.31	0.00% 0.00		24/04/22 17:35:11	2,108 2,761.48
GESTAMP AUTOMOCION SA ES0105223004	2.815	1.26% 0.04		24/04/22 17:35:11	283,575 797,162.33
GLOBAL DOMINION ACCESS SA ES0105130001	3.29	2.02% 0.07		24/04/22 17:35:11	91,273 298,064.94
GREENERGY RENOVABLES SA EU... ES0105079000	25.85	-2.64% -0.70		24/04/22 17:35:11	40,792 1,070,975.70
GRIFOLS S.A. PRF SHS B ES0171996095	5.885	-1.18% -0.07		24/04/22 17:35:11	95,487 562,758.73
GRIFOLS SA	8.226	-1.44% -		24/04/22	2,744,119

ES0171996087			-0.12		17:35:11	22,700,233.51
GRUPO CATALANA OCCIDENTE ... ES0116920333	35.10	1.59%	0.55		24/04/22 17:35:11	16,278 569,692.70
GRUPO EMPRESARIAL SAN JOS... ES0180918015	4.03	-0.49%	-0.02		24/04/22 17:35:11	22,934 92,229.70
GRUPO EZENTIS SA ES0172708234	0.193	2.12%	0.00		24/04/22 17:35:11	1,687,198 322,586.69
IBERDROLA SA EUR0.75 ES0144580Y14	11.45	0.97%	0.11		24/04/22 17:37:50	7,213,371 82,370,989.55
IBERPAPEL GESTION SA EUR0... ES0147561015	18.50	0.00%	0.00		24/04/22 17:35:11	3,600 66,477.55
INDRA SISTEMAS S.A. CLASS... ES0118594417	17.97	0.45%	0.08		24/04/22 17:35:11	338,665 6,091,657.47
INDUSTRIA DE DISENO TEXTI... ES0148396007	44.65	2.08%	0.91		24/04/22 17:35:11	9,097,128 402,762,907.63
INMOBILIARIA COLONIAL SOC... ES0139140174	5.51	1.57%	0.09		24/04/22 17:35:11	1,110,825 6,117,088.93
INMOBILIARIA DEL SUR EUR2 ES0154653911	7.35	2.08%	0.15		24/04/22 17:35:11	3,774 27,606.90
INTERNATIONAL CONSOLIDATE... ES0177542018	2.033	3.30%	0.07		24/04/22 17:36:59	17,209,863 34,709,232.94
LABORATORIO REIG JOFRE SA ES0165359029	2.52	-0.40%	-0.01		24/04/22 17:35:11	20,523 51,228.40
LABORATORIOS FARMACEUTICO... ES0157261019	79.45	0.06%	0.05		24/04/22 17:35:11	37,668 3,005,835.80
LAR ESPANA REAL ESTATE SO... ES0105015012	7.32	0.14%	0.01		24/04/22 17:35:11	235,112 1,720,224.31
LINGOTES ESPECIALES EUR1 ES0158480311	6.72	-2.61%	-0.18		24/04/22 17:35:11	1,279 8,567.32
LOGISTA HOLDINGS ES0105027009	25.36	0.63%	0.16		24/04/22 17:35:11	102,647 2,606,161.12
MAPFRE SA ES0124244E34	2.25	0.90%	0.02		24/04/22 17:35:11	3,317,942 7,466,767.20
MELIA HOTELS INTERNATIONA... ES0176252718	7.21	0.91%	0.07		24/04/22 17:35:11	284,385 2,057,217.76
MERLIN PROPERTIES SOCIMI ... ES0105025003	10.36	1.47%	0.15		24/04/22 17:35:11	634,971 6,579,158.02
METROVACESA SA EUR7.2 ES0105122024	8.15	0.74%	0.06		24/04/22 17:35:11	14,745 119,719.14
MIQUEL Y COSTAS MIQUEL EU... ES0164180012	11.30	1.35%	0.15		24/04/22 17:35:11	6,038 68,024.50
MONTEBALITO SA EUR1 ES0116494016	1.39	0.00%	0.00		24/04/22 17:35:11	211 291.18
NATURGY ENERGY GROUP SA ES0116870314	23.30	1.48%	0.34		24/04/22 17:35:33	1,012,105 23,511,456.48
NATURHOUSE HEALTH SA ES0105043006	1.67	1.21%	0.02		24/04/22 17:35:11	41,089 66,707.17
NEINOR HOMES SA ES0105251005	10.68	4.50%	0.46		24/04/22 17:35:11	103,151 1,089,834.78
NH HOTEL GROUP SA ES0161560018	4.205	2.81%	0.12		24/04/22 17:35:11	40,568 167,540.77
NICOLAS CORREA SA EUR0.8 ES0166300212	7.08	1.14%	0.08		24/04/22 17:35:11	20,470 144,725.66
NUEVA EXPRESION TEXTIL SA... ES0126962069	0.355	0.28%	0.00		24/04/22 17:37:35	37,903 13,452.76

OBRASCON HUARTE LAIN SA ES0142090317	0.3246	0.00% 0.00		24/04/22 17:35:11	2,185,940 715,955.07
ORYZON GENOMICS SA ES0167733015	1.98	4.54% 0.09		24/04/22 17:35:11	124,818 246,176.46
PESCANOVA SA ES0169350016	0.391	4.83% 0.02		24/04/22 17:35:11	570,073 228,408.65
PHARMA MAR SA ES0169501022	26.52	1.07% 0.28		24/04/22 17:35:11	22,672 604,601.12
PRIM SA EUR0.25 ES0170884417	10.00	0.00% 0.00		24/04/22 17:35:11	5,537 55,390.78
PROMOTORA DE INFORMACIONE... ES0171743901	0.344	-0.29% -0.00		24/04/22 17:35:11	28,482 9,689.01
PROSEGUR - COMPANIA DE SE... ES0175438003	1.652	2.48% 0.04		24/04/22 17:35:11	264,115 433,997.00
PROSEGUR CASH EUR0.02 ES0105229001	0.4905	-0.30% -0.00		24/04/22 17:35:11	204,852 100,803.19
REALIA BUSINESS SA ORD EU... ES0173908015	1.025	0.49% 0.01		24/04/22 17:35:11	5,608 5,748.20
REDEIA CORPORATION SA ES0173093024	15.99	0.31% 0.05		24/04/22 17:35:11	785,932 12,550,920.49
RENTA 4 BANCO SA ES0173358039	10.20	0.00% 0.00		24/04/22 17:35:11	24 242.40
RENTA CORPORACION REAL ES... ES0173365018	0.818	-2.62% -0.02		24/04/22 17:35:11	11,020 9,350.00
REPSOL SA EUR1 ES0173516115	14.885	-0.40% -0.06		24/04/22 17:35:11	3,641,070 54,163,566.91
SACYR SA ES0182870214	3.352	1.27% 0.04		24/04/22 17:36:25	1,621,679 5,434,971.39
SIEMENS GAMESA RENEWABLE ... ES0143416115	18.05	-% -		23/02/13 17:38:00	- -
SOLARIA ENERGIA Y MEDIO A... ES0165386014	9.695	0.41% 0.04		24/04/22 17:35:11	909,107 8,857,685.21
SQUIRREL MEDIA SA EUR0.50 ES0183304080	1.50	0.00% 0.00		24/04/22 17:35:11	14,670 21,653.74
TALGO SA EUR0.301 ES0105065009	4.41	0.23% 0.01		24/04/22 17:35:11	202,330 895,592.11
TELEFÓNICA SA ES0178430E18	4.095	2.20% 0.09		24/04/22 17:36:28	23,882,709 97,116,332.97
TUBACEX S.A. ES0132945017	3.295	2.01% 0.07		24/04/22 17:35:11	131,335 429,342.41
TUBOS REUNIDOS SA ES0180850416	0.665	2.62% 0.02		24/04/22 17:35:11	698,831 463,396.54
TÉCNICAS REUNIDAS SA ES0178165017	9.065	0.11% 0.01		24/04/22 17:35:11	158,888 1,434,947.63