

SPAIN IGBM

ISIN:
ES0SI0000609
 WKN: -
Overview

2022/08/08 17:38:00	
Price	819.20 EUR
Difference	▲ 1.20% (9.73)

General attributes	
ISIN	ES0SI0000609
Symbol	-
Country	Spain
Instruments in index	110
Type of index	-
Security type	Index

Market data	
Open	814.69 EUR
High	821.15 EUR
Low	811.76 EUR
Close (prev. day)	809.47 EUR
Trading volume (m)	1,678,225,119
Volume (pcs)	709,733,833

Top 5			
Name	Price	+ - (%)	Trend
GENERAL DE...	1.30	+5.69	▲
NYSESA VALO...	0.0021	+5.00	▲
INDUSTRIA ...	25.15	+4.40	▲
AMREST HOL...	4.25	+3.66	▲
CONSTRUCCI...	27.00	+3.65	▲
Intraday 1w 1m 6m 1y 3y			

Flop 5			
Name	Price	+ - (%)	Trend
VOCENTO SA	0.67	-2.90	▼
AIRTIFICIA...	0.0771	-2.03	▼
AZKOYEN SA...	5.78	-1.70	▼
DISTRIBUID...	0.0138	-1.43	▼
FERROVIALS...	25.55	-1.43	▼
Intraday 1w 1m 6m 1y 3y			



Information about previous performance does not guarantee future performance.
 Source: FactSet

Recent research

on market		
Date	Headline	Download
2022/08/08	Global Equity Ratings	Download
2022/08/08	Aktienempfehlungen Global	Download
2022/08/08	Marktkommentar	Download
2022/08/05	Week Ahead	Download
2022/08/05	Wochenausblick	Download

Futures and Options

Related Futures -

Related Options -

Details

2022/08/08 17:38:00

Price

819.20 EUR

Difference ▲ 1.20% (9.73)

General attributes

ISIN ES0SI0000609

Symbol -

Country Spain

Security type Index

Instruments in index 110

Market data

Open 814.69 EUR

High 821.15 EUR

Low 811.76 EUR

Close (prev. day) 809.47 EUR

Trading volume (m) 1,678,225,119

Volume (pcs) 709,733,833

Performance and Risk

	6m	1y	3y
Perf (%)	-5.29%	-6.58%	-7.99%
Perf (abs.)	-45.73	-57.71	-71.16
Beta	-	-	-
Volatility	22.69	19.78	24.26



Information about previous performance does not guarantee future performance.
Source: FactSet

Price data

















Ø price 5 days Ø volume 5 days (pcs.)	809.49 EUR (1,170,294,040)
Ø price 30 days Ø volume 30 days (pcs.)	802.87 EUR (1,331,093,893)
Ø price 100 days Ø volume 100 days (pcs.)	832.79 EUR (1,270,635,143)
Ø price 250 days Ø volume 250 days (pcs.)	849.61 EUR (1,134,929,913)
YTD High date	894.44 EUR (2022/05/30)
YTD Low date	725.51 EUR (2022/03/07)
52 Weeks High date	906.66 EUR (2021/11/01)
52 Weeks Low date	725.51 EUR (2022/03/07)

Composition

Name ISIN	Price	Diff % Diff +/-	Performance	Date Time	Turnover Pc. Turnover Money
ABENGOA S.A. CLASS A ES0105200416	0.0161	56.31% 0.01		20/07/14 13:26:49	173,171,962 2,386,179.08
ABENGOA SA EUR0.0002 CLAS... ES0105200002	0.0062	63.16% 0.00		20/07/14 13:26:53	1,348,869,000 7,222,060.01
ACCIONA SA EUR1 ES0125220311	200.60	0.75% 1.50		22/08/08 17:38:00	82,767 16,586,886.80
ACERINOX SA ES0132105018	9.49	1.35% 0.13		22/08/08 17:38:00	710,770 6,739,841.30
ACS ACTIVIDADES DE CONSTR... ES0167050915	23.47	1.43% 0.33		22/08/08 17:38:00	367,832 8,632,266.33
ADOLFO DOMINGUEZ SA EUR0... ES0106000013	4.28	1.90% 0.08		22/08/08 17:38:00	2,979 12,746.04
AEDAS HOMES SA ES0105287009	16.76	-0.12% -0.02		22/08/08 17:38:00	13,962 235,799.10
AENA SA ES0105046009	126.50	1.04% 1.30		22/08/08 17:38:00	146,383 18,487,797.40
AIRBUS SE NL0000235190	105.96	1.55% 1.62		22/08/08 17:38:00	7,612 809,572.58
AIRTIFICIAL INTELLIGENCE ... ES0152768612	0.0771	-2.03% -0.00		22/08/08 17:38:00	523,005 40,655.65
ALANTRA PARTNERS S.A. ES0126501131	12.80	0.00% 0.00		22/08/08 17:38:00	319 4,105.40
ALMIRALL SA ES0157097017	9.74	-0.61% -0.06		22/08/08 17:38:00	325,438 3,177,681.56
AMADEUS IT GROUP SA ES0109067019	55.26	0.58% 0.32		22/08/08 17:38:00	336,678 18,625,892.78
AMPER SA ES0109260531	0.188	0.00% 0.00		22/08/08 17:38:00	328,288 61,940.00
AMREST HOLDINGS SE ES0105375002	4.25	3.66% 0.15		22/08/08 17:38:00	14,205 60,403.16
APPLUS SERVICES SA ES0105022000	6.875	0.36% 0.03		22/08/08 17:38:00	86,150 588,648.19
ARCELORMITTAL S.A. LU1598757687	24.385	1.60% 0.39		22/08/08 17:38:00	324,889 7,892,832.69
ARIMA REAL ESTATE SA EUR1... ES0105376000	7.95	0.00% 0.00		22/08/08 17:38:00	- -
ATRESMEDIA CORPORACION DE... ES0109427734	2.946	0.00% 0.00		22/08/08 17:38:00	222,167 652,242.41
AUDAX RENOVABLES SA ES0136463017	1.053	0.38% 0.00		22/08/08 17:38:00	186,615 198,323.52
AZKOYEN SA EUR0.6 ES0112458312	5.78	-1.70% -0.10		22/08/08 17:38:00	17,009 98,904.12
BANCO BILBAO VIZCAYA ARGE... ES0113211835	4.6465	0.55% 0.03		22/08/08 17:38:00	13,271,383 61,656,725.16
BANCO DE SABADELL SA EUR0... ES0113860A34	0.6638	0.58% 0.00		22/08/08 17:38:00	23,736,538 15,722,170.63

BANCO SANTANDER SA ES0113900J37	2.554	2.12% 0.05		22/08/08 17:38:00	39,661,717 100,634,201.05
BANKINTER SA ES0113679I37	5.094	0.91% 0.05		22/08/08 17:38:00	1,885,088 9,587,343.91
BERKELEY ENERGIA LTD. AU000000BKYO	0.243	2.53% 0.01		22/08/08 17:38:00	3,332,948 813,673.41
BODEGAS RIOJANAS EUR0.75 ES0115002018	3.50	0.00% 0.00		22/08/08 17:38:00	491 1,710.00
CAIXABANK SA ES0140609019	3.038	0.90% 0.03		22/08/08 17:38:00	9,937,059 30,164,802.49
CELLNEX TELECOM SA ES0105066007	41.74	0.26% 0.11		22/08/08 17:38:00	635,550 26,629,111.17
CIE AUTOMOTIVE SA ES0105630315	25.44	1.60% 0.40		22/08/08 17:38:00	119,822 3,021,762.94
CLINICA BAVIERA S.A. ES0119037010	20.40	2.00% 0.40		22/08/08 17:38:00	764 15,560.20
COCA-COLA EUROPEAN PARTNE... GB00BDCPN049	52.45	0.00% 0.00		22/08/08 17:38:00	319 16,983.15
COMPANIA DE DISTRIBUCION ... ES0105027009	20.12	-1.37% -0.28		22/08/08 17:38:00	480,488 9,773,314.14
CONSTRUCCIONES & AUXILIAR... ES0121975009	27.00	3.65% 0.95		22/08/08 17:38:00	75,379 2,004,615.25
CORPORACIÓN FINANCIERA AL... ES0117160111	50.70	0.00% 0.00		22/08/08 17:38:00	7,813 391,457.73
DEOLEO SA ES0110047919	0.3105	1.80% 0.01		22/08/08 17:38:00	1,421,429 443,575.99
DISTRIBUIDORA INTL DE ALI... ES0126775032	0.0138	-1.43% -0.00		22/08/08 17:38:00	19,648,329 270,677.98
DURO FELGUERA EUR0.05 (PO... ES0162600003	0.784	0.51% 0.00		22/08/08 17:38:00	172,167 135,482.21
EBRO FOODS SA ES0112501012	15.96	-0.75% -0.12		22/08/08 17:38:00	14,205 227,119.92
EDREAMS ODIGEO EUR0.10 LU1048328220	5.11	1.79% 0.09		22/08/08 17:38:00	43,152 217,594.58
ELECNOR SA EUR0.1 ES0129743318	11.65	1.75% 0.20		22/08/08 17:38:00	24,243 278,088.95
ENAGAS SA EUR1.50 ES0130960018	19.01	0.85% 0.16		22/08/08 17:38:00	583,362 11,063,254.71
ENCE ENERGIA Y CELULOSA S... ES0130625512	3.448	3.42% 0.11		22/08/08 17:38:00	2,032,379 6,894,180.86
ENDESA SA ES0130670112	18.085	1.69% 0.30		22/08/08 17:38:00	683,763 12,335,617.11
ERCROS SA ES0125140A14	3.305	-0.60% -0.02		22/08/08 17:38:00	296,115 979,889.02
FAES FARMA SA EUR0.1(REGD... ES0134950F36	3.95	-0.13% -0.01		22/08/08 17:38:00	155,363 613,698.61
FERROVIALSA ES0118900010	25.55	-1.43% -0.37		22/08/08 17:38:00	1,131,175 28,994,177.49
FLUIDRA SA ES0137650018	18.90	1.45% 0.27		22/08/08 17:38:00	386,054 7,263,305.62
FOMENTO DE CONSTRUCCIONES... ES0122060314	9.27	1.09% 0.10		22/08/08 17:38:00	14,565 134,907.35
GENERAL DE ALQUILER DE MA... ES0141571192	1.30	5.69% 0.07		22/08/08 17:38:00	45,249 59,808.13
GESTAMP AUTOMOCION SA	3.726	2.99%		22/08/08	306,041

ES0105223004		0.11		17:38:00	1,128,922.69
GLOBAL DOMINION ACCESS SA ES0105130001	3.94	-0.51% -0.02		22/08/08 17:38:00	85,137 336,022.38
GREENERGY RENOVABLES SA EU... ES0105079000	39.20	2.67% 1.02	█	22/08/08 17:38:00	36,996 1,441,846.40
GRIFOLS S.A. PRF SHS B ES0171996095	8.865	-0.17% -0.02		22/08/08 17:38:00	165,386 1,470,111.19
GRIFOLS SA ES0171996087	13.95	-0.89% -0.13		22/08/08 17:38:00	869,059 12,194,002.80
GRUPO CATALANA OCCIDENTE ... ES0116920333	29.20	-1.02% -0.30		22/08/08 17:38:00	15,507 454,406.60
GRUPO EMPRESARIAL SAN JOS... ES0180918015	3.94	1.29% 0.05	█	22/08/08 17:38:00	8,927 34,946.98
GRUPO EZENTIS SA ES0172708234	0.0775	3.06% 0.00	█	22/08/08 17:38:00	509,698 39,404.81
IBERDROLA SA EUR0.75 ES0144580Y14	10.63	1.43% 0.15	█	22/08/08 17:38:00	8,132,608 86,228,756.37
IBERPAPEL GESTION SA EUR0... ES0147561015	14.00	0.00% 0.00		22/08/08 17:38:00	138 1,919.20
INDRA SISTEMAS S.A. CLASS... ES0118594417	8.56	1.06% 0.09	█	22/08/08 17:38:00	417,171 3,564,877.19
INDUSTRIA DE DISEÑO TEXTI... ES0148396007	25.15	4.40% 1.06	█	22/08/08 17:38:00	2,344,454 58,481,785.49
INMOBILIARIA COLONIAL SOC... ES0139140174	6.50	1.40% 0.09	█	22/08/08 17:38:00	613,163 3,968,899.39
INMOBILIARIA DEL SUR EUR2 ES0154653911	7.70	0.00% 0.00		22/08/08 17:38:00	200 1,552.00
INTERNATIONAL CONSOLIDATE... ES0177542018	1.433	0.74% 0.01	█	22/08/08 17:38:00	5,451,755 7,794,726.01
LABORATORIO REIG JOFRE SA ES0165359029	2.78	0.00% 0.00		22/08/08 17:38:00	2,689 7,507.77
LABORATORIOS FARMACEUTICO... ES0157261019	51.45	2.59% 1.30	█	22/08/08 17:38:00	117,728 6,018,279.35
LAR ESPAÑA REAL ESTATE SO... ES0105015012	4.835	0.73% 0.04	█	22/08/08 17:38:00	29,788 143,375.75
LINGOTES ESPECIALES EUR1 ES0158480311	6.98	0.29% 0.02		22/08/08 17:38:00	5,936 41,609.82
MAPFRE SA ES0124244E34	1.635	0.74% 0.01		22/08/08 17:38:00	2,493,292 4,060,901.34
MEDIASET ESPAÑA COMUNICAC... ES0152503035	3.152	-1.19% -0.04		22/08/08 17:38:00	206,499 651,641.11
MELIA HOTELS INTERNATIONA... ES0176252718	6.33	1.61% 0.10	█	22/08/08 17:38:00	1,368,417 8,583,596.72
MERLIN PROPERTIES SOCIMI ... ES0105025003	9.635	1.47% 0.14	█	22/08/08 17:38:00	321,753 3,092,074.89
METROVACESA SA EUR7.2 ES0105122024	6.80	-0.15% -0.01		22/08/08 17:38:00	52,742 358,808.22
MIQUEL Y COSTAS MIQUEL EU... ES0164180012	12.66	0.32% 0.04		22/08/08 17:38:00	1,929 24,556.56
MONTEBALITO SA EUR1 ES0116494016	1.35	0.75% 0.01		22/08/08 17:38:00	501 676.35
NATURGY ENERGY GROUP SA ES0116870314	27.50	2.65% 0.71	█	22/08/08 17:38:00	309,610 8,461,484.51
NATURHOUSE HEALTH SA ES0105043006	1.71	0.00% 0.00		22/08/08 17:38:00	4,107 7,015.97

NEINOR HOMES SA ES0105251005	10.60	0.00% 0.00		22/08/08 17:38:00	30,700 325,355.76
NH HOTEL GROUP SA ES0161560018	3.50	2.94% 0.10		22/08/08 17:38:00	46,379 162,471.39
NICOLAS CORREA SA EUR0.8 ES0166300212	4.96	0.00% 0.00		22/08/08 17:38:00	5 25.70
NUEVA EXPRESION TEXTIL SA... ES0126962069	0.41	2.50% 0.01		22/08/08 17:38:00	84,773 34,462.68
NYESA VALORES CORP EUR0.0... ES0150480111	0.0021	5.00% 0.00		22/08/08 17:38:00	110,000 231.00
OBRASCON HUARTE LAIN SA ES0142090317	0.5925	2.86% 0.02		22/08/08 17:38:00	960,832 561,057.18
ORYZON GENOMICS SA ES0167733015	2.585	2.17% 0.06		22/08/08 17:38:00	97,265 252,592.79
PESCANOVA SA ES0169350016	0.373	-0.13% -0.00		22/08/08 17:38:00	1,173 440.08
PHARMA MAR SA ES0169501022	62.20	0.94% 0.58		22/08/08 17:38:00	42,983 2,666,016.18
PRIM SA EUR0.25 ES0170884417	13.85	0.00% 0.00		22/08/08 17:38:00	100 1,385.00
PROMOTORA DE INFORMACIONE... ES0171743901	0.45	0.00% 0.00		22/08/08 17:38:00	63,731 28,571.10
PROSEGUR - COMPANIA DE SE... ES0175438003	1.736	1.22% 0.02		22/08/08 17:38:00	269,359 465,945.19
PROSEGUR CASH EUR0.02 ES0105229001	0.704	1.15% 0.01		22/08/08 17:38:00	282,287 197,596.57
REALIA BUSINESS SA ORD EU... ES0173908015	0.97	0.00% 0.00		22/08/08 17:38:00	9,030 8,759.10
RED ELECTRICA CORP EUR0.5 ES0173093024	19.275	1.26% 0.24		22/08/08 17:38:00	881,642 16,954,037.77
RENTA 4 BANCO SA ES0173358039	9.32	0.00% 0.00		22/08/08 17:38:00	100 932.00
RENTA CORPORACION REAL ES... ES0173365018	1.62	-1.22% -0.02		22/08/08 17:38:00	28,650 46,092.94
REPSOL SA EUR1 ES0173516115	12.00	1.39% 0.17		22/08/08 17:38:00	11,926,231 142,377,376.90
SACYR SA ES0182870214	2.26	1.16% 0.03		22/08/08 17:38:00	1,042,628 2,341,366.38
SIEMENS GAMESA RENEWABLE ... ES0143416115	17.93	0.06% 0.01		22/08/08 17:38:00	3,235,651 58,004,954.42
SOLARIA ENERGIA Y MEDIO A... ES0165386014	22.87	1.24% 0.28		22/08/08 17:38:00	428,327 9,792,013.91
SQUIRREL MEDIA SA EUR0.50 ES0183304080	3.04	-0.33% -0.01		22/08/08 17:38:00	1,536 4,674.39