

CAC ALL-TRADABLE

ISIN: FR0003999499 WKN: -

Overview

2024/10/18 18:05:02

Price

5,646.19 EUR

Difference  0.38% (21.18)

General attributes

ISIN FR0003999499

Symbol CACT

Country France

Instruments in index 204

Type of index -

Security type Index

Market data

Open 5,624.79 EUR

High 5,667.96 EUR

Low 5,622.11 EUR

Close (prev. day) 5,625.01 EUR

Trading volume (m) 155,964,762

Volume (pcs) 3,981,331,765

5y



Information about previous performance does not guarantee future performance.

Source: FactSet

Top 5

Name 	Price	+ - (%) 	Trend 
ADOCIA SAS	7.49	+21.00	
INVENTIVA ...	2.50	+13.64	
OSE IMMUNO...	9.83	+9.47	
FORVIA SE	7.962	+6.84	
SOITEC S.A...	81.00	+5.61	

Intraday 1w 1m 6m 1y 3y

Flop 5

Name 	Price	+ - (%) 	Trend 
VIRBAC S.A...	345.50	-12.64	
GENSIGHT B...	0.3465	-10.00	
GENFIT S.A...	5.33	-6.49	
POXEL S.A.	0.3185	-2.90	
UBISOFT EN...	13.29	-2.74	

Intraday 1w 1m 6m 1y 3y

Recent research

on market

Date	Headline	Download
2024/10/17	 ECB cuts further	
2024/10/17	 EZB senkt weiter	
2024/10/17	 Week Ahead	
2024/10/17	 Wochenausblick	
2024/10/16	 Credit Markets Weekly	

Futures and Options

Related Futures -

Related Options -

Details

2024/10/18 18:05:02

Price

5,646.19 EUR

 Difference ▲ 0.38% (21.18)

General attributes

ISIN FR0003999499

Symbol CACT

Country France

Security type Index

Instruments in index 204

Market data

Open 5,624.79 EUR

High 5,667.96 EUR

Low 5,622.11 EUR

Close (prev. day) 5,625.01 EUR

Trading volume (m) 155,964,762

Volume (pcs) 3,981,331,765

Performance and Risk

	6m	1y	3y
Perf (%)	-4.82%	+9.21%	+10.19%
Perf (abs.)	-286.13	+476.27	+521.99
Beta	-	-	-
Volatility	14.33	12.46	16.99



Information about previous performance does not guarantee future performance.

Source: FactSet

Price data























Ø price 5 days Ø volume 5 days (pcs.)	5,608.90 EUR (111,223,857)
Ø price 30 days Ø volume 30 days (pcs.)	5,598.44 EUR (113,694,447)
Ø price 100 days Ø volume 100 days (pcs.)	5,606.16 EUR (115,287,997)
Ø price 250 days Ø volume 250 days (pcs.)	5,673.38 EUR (188,429,728)
YTD High date	6,120.85 EUR (2024/05/15)
YTD Low date	5,218.11 EUR (2024/08/05)
52 Weeks High date	6,120.85 EUR (2024/05/15)
52 Weeks Low date	5,019.79 EUR (2023/10/23)

Composition

Name ISIN	Price	Diff % Diff +/-	Performance	Date Time	Turnover Pc. Turnover Money
AB SCIENCE S.A. FR0010557264	0.97	1.04% 0.01		24/10/18 17:35:00	122,018 115,316.00
ABC ARBITRAGE S.A. FR0004040608	4.64	1.31% 0.06		24/10/18 17:35:12	24,317 111,902.00
ABIONYX PHARMA S.A. FR0012616852	1.176	-1.67% -0.02		24/10/18 17:24:10	30,170 35,229.00
ABIVAX S.A. FR0012333284	9.63	4.45% 0.41		24/10/18 17:36:42	43,965 415,462.00
ACCOR S.A. FR0000120404	41.98	-0.02% -0.01		24/10/18 17:35:28	802,384 33,580,416.00
ACTEOS S.A. FR0000076861	1.295	0.00% 0.00		24/10/18 13:42:11	158 206.00
ADOCIA SAS FR0011184241	7.49	21.00% 1.30		24/10/18 17:35:36	282,865 1,911,542.00
ADUX FR0012821890	1.45	0.00% 0.00		24/10/18 12:35:05	1,739 2,522.00
AIR FRANCE-KLM SA FR001400J770	9.096	0.15% 0.01		24/10/18 17:35:20	1,036,178 9,384,235.00
AIR LIQUIDE SA FR0000120073	173.68	0.61% 1.06		24/10/18 17:36:56	531,268 91,980,133.00
AIRBUS SE NL0000235190	139.56	-1.23% -1.74		24/10/18 17:39:43	1,361,131 189,713,311.00
AKWEL S.A. FR0000053027	9.69	-0.10% -0.01		24/10/18 17:35:28	2,132 20,684.00
ALSTOM SA FR0010220475	20.51	0.29% 0.06		24/10/18 17:39:08	818,450 16,484,591.00
ALTAREA S.C.A. FR0000033219	99.40	-0.30% -0.30		24/10/18 17:35:08	2,936 292,546.00
ALTEN S.A. FR0000071946	91.15	1.28% 1.15		24/10/18 17:35:27	36,016 3,284,402.00
AMUNDI S.A. FR0004125920	70.70	0.50% 0.35		24/10/18 17:35:14	89,327 6,304,441.00
APERAM S.A. LU0569974404	25.92	1.25% 0.32		24/10/18 17:35:03	192,721 4,960,930.00
ARAMIS GROUP SAS FR0014003U94	6.20	0.32% 0.02		24/10/18 17:35:10	23,651 145,864.00
ARCELORMITTAL S.A. LU1598757687	22.48	1.67% 0.37		24/10/18 17:39:09	2,135,428 48,033,266.00
ARGAN FR0010481960	71.30	0.71% 0.50		24/10/18 17:35:16	7,698 548,579.00
ARKEMA S.A. FR0010313833	84.30	0.78% 0.65		24/10/18 17:35:14	170,166 14,344,520.00
ARTMARKET.COM S.A. FR0000074783	3.96	0.51% 0.02		24/10/18 17:17:22	3,979 15,317.00
ASSYSTEM S.A. FR0000074148	48.30	-2.03% -1.00		24/10/18 17:35:25	12,844 625,784.00

ATOS SE FR0000051732	0.7364	0.19% 0.00		24/10/18 17:38:44	2,894,936 2,240,876.00
AUBAY TECHNOLOGY S.A. FR0000063737	44.80	0.67% 0.30		24/10/18 17:35:12	5,045 225,207.00
AVENIR TELECOM S.A. FR001400CFI7	0.088	-1.57% -0.00		24/10/18 17:35:12	64,945 5,637.00
AXA S.A. FR0000120628	36.08	0.31% 0.11		24/10/18 17:35:06	2,771,411 87,172,609.00
AYVENS EUR1.5 FR0013258662	6.42	1.10% 0.07		24/10/18 17:35:01	398,115 2,570,358.00
AÉROPORTS DE PARIS S.A. FR0010340141	113.10	-0.70% -0.80		24/10/18 17:39:09	66,567 7,529,387.00
BALYO SA EUR0.08 FR0013258399	0.4795	0.00% 0.00		24/10/18 17:35:12	3,371 1,582.00
BASTIDE, LE CONFORT MED. ... FR0000035370	20.05	1.16% 0.23		24/10/18 17:35:12	4,402 86,944.00
BENETEAU S.A. FR0000035164	10.10	2.12% 0.21		24/10/18 17:37:15	107,897 1,093,256.00
BIGBEN INTERACTIVE S.A. FR0000074072	1.94	-1.72% -0.03		24/10/18 17:35:11	19,318 37,719.00
BIOMERIEUX FR0013280286	105.90	-0.66% -0.70		24/10/18 17:35:18	106,530 11,320,320.00
BNP PARIBAS S.A. FR0000131104	66.27	1.01% 0.66		24/10/18 17:36:16	3,181,758 210,569,067.00
BOIRON S.A. FR0000061129	31.85	-0.16% -0.05		24/10/18 17:35:05	676 21,369.00
BOLLORÉ S.A. FR0000039299	5.91	0.34% 0.02		24/10/18 17:35:20	577,214 3,407,721.00
BONDUELLE SA FR0000063935	6.81	0.44% 0.03		24/10/18 17:35:04	17,863 120,954.00
BOUYGUES S.A. FR0000120503	30.18	-0.26% -0.08		24/10/18 17:35:11	478,373 14,448,768.00
BUREAU VERITAS S.A. FR0006174348	30.34	-0.59% -0.18		24/10/18 17:39:01	744,719 22,606,444.00
CAPGEMINI SE FR0000125338	184.55	0.93% 1.70		24/10/18 17:37:57	379,491 69,273,137.00
CARMILA SA FR0010828137	18.68	1.30% 0.24		24/10/18 17:35:16	67,414 1,257,613.00
CARREFOUR SA FR0000120172	15.13	-0.13% -0.02		24/10/18 17:35:08	1,555,212 23,577,753.00
CASINO GUICHARD-PERRACHON... FR001400OKR3	2.41	1.26% 0.03		24/10/18 17:35:13	87,523 210,831.00
CATANA GROUP FR0010193052	4.495	-2.71% -0.13		24/10/18 17:35:07	58,214 264,800.00
CEGEDIM S.A. FR0000053506	12.40	0.00% 0.00		24/10/18 17:35:26	395 4,919.00
CHARGEURS SA FR0000130692	10.80	0.19% 0.02		24/10/18 17:35:07	3,315 35,777.00
CLARANOVA SE FR0013426004	1.474	0.27% 0.00		24/10/18 17:35:12	53,884 79,886.00
CLARIANE SE FR0010386334	1.609	2.81% 0.04		24/10/18 17:35:01	535,058 847,523.00
COFACE S.A. FR0010667147	15.21	-0.33% -0.05		24/10/18 17:35:14	91,633 1,396,465.00
COHERIS S.A.	7.74	0.00%		24/10/18	181

FR0004031763		0.00		15:10:35	1,392.00
COMPAGNIE DE SAINT-GOBAIN... FR0000125007	84.78	0.24% 0.20		24/10/18 17:37:33	739,371 62,583,381.00
COMPAGNIE DES ALPES S.A. FR0000053324	13.86	0.43% 0.06		24/10/18 17:35:11	54,513 652,010.00
COMPAGNIE GENERALE DES ET... FR001400AJ45	34.32	1.27% 0.43		24/10/18 17:35:16	1,324,805 45,434,247.00
COVIVIO SA FR0000064578	54.60	-1.00% -0.55		24/10/18 17:35:20	129,992 7,087,226.00
CRÉDIT AGRICOLE S.A. FR0000045072	14.315	0.35% 0.05		24/10/18 17:35:09	4,511,446 64,525,094.00
DANONE S.A. FR0000120644	64.80	-0.52% -0.34		24/10/18 17:35:33	1,374,479 88,685,891.00
DASSAULT AVIATION S.A. FR0014004L86	191.90	0.10% 0.20		24/10/18 17:35:07	25,348 4,857,528.00
DASSAULT SYSTÈMES SE FR0014003TT8	33.31	1.46% 0.48		24/10/18 17:35:22	1,253,121 41,694,895.00
DBV TECHNOLOGIES FR0010417345	0.706	-1.94% -0.01		24/10/18 17:35:08	65,147 46,265.00
DEKUPLE FR0000062978	36.20	0.56% 0.20		24/10/18 14:45:43	206 7,448.00
DERICHEBOURG SA FR0000053381	5.265	2.83% 0.14		24/10/18 17:35:03	139,681 475,861.00
EDENRED S.A. FR0010908533	33.69	0.81% 0.27		24/10/18 17:38:08	457,807 15,438,684.00
EIFFAGE S.A. FR0000130452	89.86	0.27% 0.24		24/10/18 17:38:08	236,185 21,209,022.00
EKINOPS S.A.S. FR0011466069	4.045	-0.37% -0.02		24/10/18 17:35:17	7,096 28,743.00
ELIOR GROUP SA FR0011950732	3.854	1.74% 0.07		24/10/18 17:35:11	1,536,640 5,883,955.00
ELIS S.A. FR0012435121	21.48	1.99% 0.42		24/10/18 17:35:12	647,254 13,880,635.00
EMEIS FR001400NLM4	5.35	0.51% 0.03		24/10/18 17:35:07	189,412 1,024,093.00
ENGIE S.A. FR0010208488	15.93	-0.59% -0.10		24/10/18 17:37:57	4,858,773 77,309,914.00
EQUASENS SA FR0012882389	51.60	-0.77% -0.40		24/10/18 17:35:06	3,539 182,747.00
ERAMET S.A. FR0000131757	53.20	-1.21% -0.65		24/10/18 17:35:13	110,138 5,882,751.00
ERYTECH PHARMA S.A. FR001400K4B1	1.76	-2.11% -0.04		24/10/18 17:35:17	2,655 4,690.00
ESSILORLUXOTTICA FR0000121667	216.90	0.46% 1.00		24/10/18 17:35:05	624,397 134,475,047.00
ESSO S.A.F. FR0000120669	115.60	-1.03% -1.20		24/10/18 17:35:19	7,033 779,110.00
EURAZEO SE FR0000121121	74.70	0.88% 0.65		24/10/18 17:35:14	102,244 7,626,042.00
EUROAPI SAS FR0014008VX5	3.34	3.92% 0.13		24/10/18 17:35:21	157,429 514,073.00
EUROFINS SCIENTIFIC S.E. FR0014000MR3	56.42	0.36% 0.20		24/10/18 17:35:05	261,064 14,711,099.00
EURONEXT N.V. NL0006294274	102.50	-0.10% -0.10		24/10/18 17:35:15	107,703 11,021,756.00

EUTELSAT COMMUNICATIONS FR0010221234	3.824	1.86% 0.07		24/10/18 17:35:04	104,340 396,405.00
EXAIL TECHNOLOGIES SA FR0000062671	17.70	2.79% 0.48		24/10/18 17:35:11	5,036 87,346.00
EXCLUSIVE NETWORKS SA FR0014005DA7	23.65	0.21% 0.05		24/10/18 17:35:00	43,358 1,025,345.00
EXOSENS SA EUR0.425 FR001400Q9V2	21.03	0.19% 0.04		24/10/18 17:35:28	13,013 273,781.00
FNAC DARTY SA FR0011476928	28.00	-0.18% -0.05		24/10/18 17:35:11	18,025 506,024.00
FORSEE POWER S.A.S. FR0014005SB3	0.745	2.05% 0.02		24/10/18 17:35:27	31,265 23,103.00
FORVIA SE FR0000121147	7.962	6.84% 0.51		24/10/18 17:39:15	2,095,145 16,431,365.00
GAZTRANSPORT ET TECHNIGAZ... FR0011726835	128.40	-0.16% -0.20		24/10/18 17:35:01	123,057 15,716,208.00
GECINA S.A. FR0010040865	105.00	-1.04% -1.10		24/10/18 17:35:21	115,451 12,112,998.00
GENFIT S.A. FR0004163111	5.33	-6.49% -0.37		24/10/18 17:35:14	575,710 3,180,351.00
GENSIGHT BIOLOGICS SA FR0013183985	0.3465	-10.00% -0.04		24/10/18 17:35:07	821,966 304,078.00
GETLINK SE FR0010533075	16.08	-0.03% -0.01		24/10/18 17:35:23	648,516 10,419,486.00
GL EVENTS SA FR0000066672	19.54	0.41% 0.08		24/10/18 17:35:09	35,454 301,452.00
GRAINES VOLTZ FR0000065971	24.40	-0.41% -0.10		24/10/18 15:51:29	238 5,788.00
GUERBET SA FR0000032526	38.30	0.92% 0.35		24/10/18 17:35:24	7,061 270,461.00
GUILLEMOT CORP. FR0000066722	6.56	-1.20% -0.08		24/10/18 17:35:00	4,625 30,105.00
HAULOTTE GROUP FR0000066755	2.96	0.00% 0.00		24/10/18 17:35:03	1,114 3,297.00
HERMES INTERNATIONAL SA FR0000052292	2,089.00	1.06% 22.00		24/10/18 17:35:14	52,602 110,268,991.00
HIGH CO. FR0000054231	2.65	1.53% 0.04		24/10/18 17:35:11	7,723 20,315.00
HYDROGENE DE FRANCE FR0014003VY4	5.37	-1.10% -0.06		24/10/18 17:29:52	1,888 10,181.00
ICADE SA FR0000035081	24.86	-1.58% -0.40		24/10/18 17:36:21	191,223 4,766,879.00
ID LOGISTICS GROUP FR0010929125	389.00	0.13% 0.50		24/10/18 17:35:02	5,284 2,058,049.00