

## CAC ALL-TRADABLE

ISIN: **FR0003999499** WKN: -

## Overview

2024/09/18 20:27:04

Price

**5,527.70** EURDifference  -0.52% (-29.07)

## General attributes

ISIN FR0003999499

Symbol CACT

Country France

Instruments in index 200

Type of index -

Security type Index

## Market data

Open 5,557.89 EUR

High 5,561.30 EUR

Low 5,526.61 EUR

Close (prev. day) 5,556.77 EUR

Trading volume (m) 104,555,803

Volume (pcs) 3,171,475,656

## Top 5

Name 	Price	+ - (%) 	Trend 
LA FRANCAI...	33.00	+9.27	
ATOS SE	0.726	+7.11	
UBISOFT EN...	12.605	+6.55	
SRP GROUPE	1.135	+4.13	
VOLTALIA	8.25	+4.04	

Intraday 1w 1m 6m 1y 3y

## Flop 5

Name 	Price	+ - (%) 	Trend 
PLASTIQUES...	1.31	-5.07	
EKINOPS S...	3.82	-4.86	
WAVESTONE ...	51.00	-4.67	
INVENTIVA ...	1.982	-4.02	
SOLOCAL GR...	0.0029	-3.33	

Intraday 1w 1m 6m 1y 3y



Information about previous performance does not guarantee future performance.

Source: FactSet

## Recent research

on market

Date	Headline	Download
2024/09/18	 Credit Markets Weekly	
2024/09/18	 Credit Markets Weekly (DE)	
2024/09/13	 Week Ahead	
2024/09/13	 Wochenausblick	
2024/09/12	 ECB cuts further	

**Futures and Options**

**Related Futures** -

**Related Options** -

## Details

2024/09/18 20:27:04

Price

**5,527.70** EURDifference  -0.52% (-29.07)

### General attributes

ISIN FR0003999499

Symbol CACT

Country France

Security type Index

Instruments in index 200

### Market data

Open 5,557.89 EUR

High 5,561.30 EUR

Low 5,526.61 EUR

Close (prev. day) 5,556.77 EUR

Trading volume (m) 104,555,803

Volume (pcs) 3,171,475,656

### Performance and Risk

	6m	1y	3y
Perf (%)	-8.01%	+2.00%	+9.28%
Perf (abs.)	-481.09	+108.64	+469.24
Beta	-	-	-
Volatility	13.14	12.19	16.96



Information about previous performance does not guarantee future performance.
















Source: FactSet

### Price data

Ø price 5 days   Ø volume 5 days (pcs.)	5,532.63 EUR (107,047,257)
Ø price 30 days   Ø volume 30 days (pcs.)	5,538.04 EUR (86,054,983)
Ø price 100 days   Ø volume 100 days (pcs.)	5,690.20 EUR (120,730,133)
Ø price 250 days   Ø volume 250 days (pcs.)	5,636.07 EUR (189,037,382)
YTD High   date	6,120.85 EUR (2024/05/15)
YTD Low   date	5,218.11 EUR (2024/08/05)
52 Weeks High   date	6,120.85 EUR (2024/05/15)
52 Weeks Low   date	5,019.79 EUR (2023/10/23)

## Composition

Name ISIN	Price	Diff % Diff +/-	Performance	Date Time	Turnover Pc. Turnover Money
AB SCIENCE S.A. FR0010557264	1.034	0.00% 0.00		24/09/18 17:35:17	9,469 9,804.00
ABIONYX PHARMA S.A. FR0012616852	1.25	0.81% 0.01	█	24/09/18 17:11:16	4,529 5,619.00
ABIVAX S.A. FR0012333284	10.14	-1.93% -0.20		24/09/18 17:35:28	9,087 92,270.00
ACCOR S.A. FR0000120404	38.47	-0.65% -0.25		24/09/18 17:35:03	681,420 26,249,925.00
ACTEOS S.A. FR0000076861	1.34	0.00% 0.00		24/09/18 13:33:14	11 15.00
ADOCIA SAS FR0011184241	5.70	0.71% 0.04	█	24/09/18 17:35:08	22,264 126,739.00
ADUX FR0012821890	1.615	0.94% 0.02	█	24/09/18 16:45:19	4,500 7,217.00
AIR FRANCE-KLM SA FR001400J770	8.602	0.82% 0.07	█	24/09/18 17:37:15	726,431 6,250,260.00
AIR LIQUIDE SA FR0000120073	167.80	-1.38% -2.34		24/09/18 17:35:01	383,600 64,495,299.00
AIRBUS SE NL0000235190	128.72	-0.77% -1.00		24/09/18 17:36:10	970,965 125,264,134.00
AKWEL S.A. FR0000053027	9.75	-1.61% -0.16		24/09/18 17:35:21	1,944 19,028.00
ALSTOM SA FR0010220475	17.33	-0.23% -0.04		24/09/18 17:35:17	1,048,760 18,184,887.00
ALTAREA S.C.A. FR0000033219	109.00	-0.55% -0.60		24/09/18 17:35:16	2,217 241,843.00
ALTEN S.A. FR0000071946	96.90	-0.92% -0.90		24/09/18 17:38:47	27,469 2,660,780.00
AMUNDI S.A. FR0004125920	68.05	0.52% 0.35	█	24/09/18 17:35:15	133,397 9,064,265.00
ANTIN INFRASTRUCTURE PART... FR0014005AL0	12.42	-1.43% -0.18		24/09/18 17:35:10	11,783 146,909.00
APERAM S.A. LU0569974404	24.22	-0.82% -0.20		24/09/18 17:35:23	152,298 3,708,298.00
ARAMIS GROUP SAS FR0014003U94	5.75	2.31% 0.13	█	24/09/18 17:35:03	19,592 111,959.00
ARCELORMITTAL S.A. LU1598757687	21.10	0.72% 0.15	█	24/09/18 17:37:41	2,586,791 53,704,355.00
ARGAN FR0010481960	75.90	0.00% 0.00		24/09/18 17:35:22	11,623 884,055.00
ARKEMA S.A. FR0010313833	79.95	-1.78% -1.45		24/09/18 17:35:08	200,754 16,070,210.00
ARTMARKET.COM S.A. FR0000074783	4.42	-0.23% -0.01		24/09/18 17:35:18	3,034 13,272.00
ASSYSTEM S.A. FR0000074148	42.00	-1.18% -0.50		24/09/18 17:35:17	19,995 842,200.00

ATOS SE FR0000051732	0.726	7.11% 0.05		24/09/18 17:35:10	6,082,606 4,765,208.00
AVENIR TELECOM S.A. FR001400CFI7	0.087	2.84% 0.00		24/09/18 14:21:27	64,063 5,577.00
AXA S.A. FR0000120628	35.99	-0.44% -0.16		24/09/18 17:35:14	3,309,193 119,138,884.00
AYVENS EUR1.5 FR0013258662	6.005	-1.56% -0.10		24/09/18 17:35:06	302,920 1,823,237.00
AÉROPORTS DE PARIS S.A. FR0010340141	120.00	0.42% 0.50		24/09/18 17:35:00	41,615 4,980,711.00
BALYO SA EUR0.08 FR0013258399	0.519	-0.19% -0.00		24/09/18 17:22:03	3,312 1,670.00
BASTIDE, LE CONFORT MED. ... FR0000035370	20.15	-1.23% -0.25		24/09/18 17:35:19	6,289 128,366.00
BENETEAU S.A. FR0000035164	8.17	2.00% 0.16		24/09/18 17:35:14	82,871 676,033.00
BIGBEN INTERACTIVE S.A. FR0000074072	1.93	0.21% 0.00		24/09/18 17:35:01	9,220 17,773.00
BIOMERIEUX FR0013280286	107.30	-0.19% -0.20		24/09/18 17:35:17	68,525 7,352,592.00
BNP PARIBAS S.A. FR0000131104	64.15	-0.47% -0.30		24/09/18 17:35:20	1,495,272 96,027,318.00
BOIRON S.A. FR0000061129	32.75	0.46% 0.15		24/09/18 17:35:21	367 11,899.00
BOLLORÉ S.A. FR0000039299	5.89	-0.34% -0.02		24/09/18 17:36:47	563,749 3,320,827.00
BONDUELLE SA FR0000063935	6.56	-0.61% -0.04		24/09/18 17:35:22	21,321 139,242.00
BOUYGUES S.A. FR0000120503	32.60	0.77% 0.25		24/09/18 17:35:18	540,253 17,600,510.00
BUREAU VERITAS S.A. FR0006174348	29.92	-0.93% -0.28		24/09/18 17:35:28	687,463 20,469,109.00
CAFOM S.A. FR0010151589	8.06	0.75% 0.06		24/09/18 16:50:08	836 6,738.00
CAPGEMINI SE FR0000125338	192.00	-0.13% -0.25		24/09/18 17:35:10	232,821 43,549,138.00
CARMILA SA FR0010828137	17.46	0.11% 0.02		24/09/18 17:35:27	34,642 604,424.00
CARREFOUR SA FR0000120172	15.555	0.91% 0.14		24/09/18 17:35:18	2,436,395 37,920,669.00
CASINO GUICHARD-PERRACHON... FR001400OKR3	3.096	-1.09% -0.03		24/09/18 17:39:15	27,861 86,364.00
CATANA GROUP FR0010193052	4.78	2.25% 0.11		24/09/18 17:35:00	20,576 97,623.00
CEGEDIM S.A. FR0000053506	12.55	1.62% 0.20		24/09/18 17:35:23	2,806 34,527.00
CHARGEURS SA FR0000130692	11.86	-0.34% -0.04		24/09/18 17:35:03	2,285 27,080.00
CLARANOVA SE FR0013426004	1.296	-1.82% -0.02		24/09/18 17:35:17	40,755 53,073.00
CLARIANE SE FR0010386334	1.809	2.38% 0.04		24/09/18 17:35:09	998,138 1,799,602.00
COFACE S.A. FR0010667147	14.80	0.48% 0.07		24/09/18 17:35:17	65,854 967,462.00
COMPAGNIE DE SAINT-GOBAIN...	80.94	0.20%		24/09/18	765,055

FR0000125007		0.16		17:38:42	61,841,435.00
COMPAGNIE DES ALPES S.A. FR0000053324	13.78	-0.43% -0.06		24/09/18 17:35:09	13,947 192,620.00
COMPAGNIE GENERALE DES ET... FR001400AJ45	36.32	-0.30% -0.11		24/09/18 17:35:11	1,129,905 41,065,546.00
COVIVIO SA FR0000064578	55.25	0.64% 0.35		24/09/18 17:35:12	92,188 5,075,515.00
CRÉDIT AGRICOLE S.A. FR0000045072	14.40	0.24% 0.04		24/09/18 17:35:26	2,285,016 32,934,489.00
DANONE S.A. FR0000120644	64.52	-0.28% -0.18		24/09/18 17:35:03	881,046 56,881,936.00
DASSAULT AVIATION S.A. FR0014004L86	188.10	1.35% 2.50		24/09/18 17:38:05	34,728 6,526,375.00
DASSAULT SYSTÈMES SE FR0014003TT8	35.41	0.08% 0.03		24/09/18 17:39:09	1,081,546 38,224,558.00
DBV TECHNOLOGIES FR0010417345	0.72	-1.50% -0.01		24/09/18 17:35:16	56,007 41,055.00
DEKUPLE FR0000062978	36.40	1.68% 0.60		24/09/18 17:35:26	3,716 135,050.00
DERICHEBOURG SA FR0000053381	5.365	3.07% 0.16		24/09/18 17:35:20	165,724 876,115.00
EDENRED S.A. FR0010908533	35.86	-1.54% -0.56		24/09/18 17:35:11	513,344 18,480,078.00
EIFFAGE S.A. FR0000130452	93.70	0.51% 0.48		24/09/18 17:36:50	182,166 17,046,952.00
EKINOPS S.A.S. FR0011466069	3.82	-4.86% -0.20		24/09/18 17:35:11	37,592 150,642.00
ELIOR GROUP SA FR0011950732	3.694	0.11% 0.00		24/09/18 17:35:03	512,665 1,900,188.00
ELIS S.A. FR0012435121	19.17	-0.52% -0.10		24/09/18 17:35:51	315,393 6,057,265.00
EMEIS FR001400NLM4	7.23	-1.00% -0.07		24/09/18 17:35:08	165,926 1,205,271.00
ENGIE S.A. FR0010208488	15.925	-0.62% -0.10		24/09/18 17:35:18	4,089,872 65,138,958.00
EQUASENS SA FR0012882389	46.50	-0.75% -0.35		24/09/18 17:35:05	2,571 120,077.00
ERAMET S.A. FR0000131757	62.55	-1.42% -0.90		24/09/18 17:35:07	28,560 1,799,996.00
ERYTECH PHARMA S.A. FR001400K4B1	1.66	0.61% 0.01		24/09/18 17:26:12	2,413 3,973.00
ESSILORLUXOTTICA FR0000121667	204.80	-0.34% -0.70		24/09/18 17:35:29	415,003 84,897,488.00
ESSO S.A.F. FR0000120669	121.40	1.34% 1.60		24/09/18 17:35:17	5,014 608,560.00
EURAZEO SE FR0000121121	72.25	-1.37% -1.00		24/09/18 17:36:22	75,950 5,502,432.00
EUROAPI SAS FR0014008VX5	4.312	0.94% 0.04		24/09/18 17:35:01	106,876 458,644.00
EUROFINS SCIENTIFIC S.E. FR0014000MR3	52.34	-0.91% -0.48		24/09/18 17:35:13	345,949 18,107,014.00
EURONEXT N.V. NL0006294274	99.70	-0.40% -0.40		24/09/18 17:35:10	122,983 12,260,773.00
EUTELSAT COMMUNICATIONS FR0010221234	3.902	-2.89% -0.12		24/09/18 17:35:23	83,663 328,666.00

EXAIL TECHNOLOGIES SA FR0000062671	17.58	0.80% 0.14		24/09/18 17:35:17	7,618 133,018.00
EXCLUSIVE NETWORKS SA FR0014005DA7	23.45	-0.42% -0.10		24/09/18 17:35:25	21,901 514,845.00
FNAC DARTY SA FR0011476928	27.85	-0.36% -0.10		24/09/18 17:35:12	16,582 461,663.00
FORVIA SE FR0000121147	8.302	-0.38% -0.03		24/09/18 17:38:13	1,140,553 9,485,246.00
GAZTRANSPORT ET TECHNIGAZ... FR0011726835	128.90	0.23% 0.30		24/09/18 17:35:10	137,422 17,665,161.00
GECINA S.A. FR0010040865	105.70	-0.28% -0.30		24/09/18 17:35:49	82,200 8,680,788.00
GENFIT S.A. FR0004163111	3.95	1.67% 0.07		24/09/18 17:35:28	66,321 260,087.00
GENSIGHT BIOLOGICS SA FR0013183985	0.376	-1.44% -0.01		24/09/18 17:35:27	123,046 46,129.00
GETLINK SE FR0010533075	16.38	0.71% 0.12		24/09/18 17:35:17	526,494 8,601,289.00
GL EVENTS SA FR0000066672	18.78	0.43% 0.08		24/09/18 17:35:12	4,566 85,739.00
GRAINES VOLTZ FR0000065971	24.80	1.64% 0.40		24/09/17 14:22:26	648 15,631.00
GUERBET SA FR0000032526	36.00	1.41% 0.50		24/09/18 17:35:18	8,244 295,658.00
GUILLEMOT CORP. FR0000066722	5.18	0.78% 0.04		24/09/18 17:35:27	1,561 8,054.00
HAULOTTE GROUP FR0000066755	2.89	0.35% 0.01		24/09/18 17:35:29	10,823 31,224.00
HERMES INTERNATIONAL SA FR0000052292	1,909.00	-0.88% -17.00		24/09/18 17:35:23	64,332 122,995,353.00
HIGH CO. FR0000054231	2.61	1.16% 0.03		24/09/18 17:35:22	4,532 11,748.00
ICADE SA FR0000035081	26.90	-2.04% -0.56		24/09/18 17:36:07	182,704 4,932,856.00
ID LOGISTICS GROUP FR0010929125	382.50	-1.16% -4.50		24/09/18 17:35:25	2,336 896,747.00
IMERYS S.A. FR0000120859	30.24	3.77% 1.10		24/09/18 17:35:12	61,008 1,833,364.00
INNATE PHARMA SA FR0010331421	2.05	1.23% 0.03		24/09/18 17:24:25	31,868 65,254.00
INTERPARFUMS SA FR0004024222	41.30	-2.71% -1.15		24/09/18 17:35:03	29,664 1,200,568.00
INVENTIVA SA FR0013233012	1.982	-4.02% -0.08		24/09/18 17:35:24	55,172 111,654.00