

CAC ALL-TRADABLE

ISIN: **FR0003999499** WKN: -

Overview

2024/08/21 18:05:02

Price

5,574.81 EURDifference  0.51% (28.28)

General attributes

ISIN FR0003999499

Symbol CACT

Country France

Instruments in index 200

Type of index -

Security type Index

Market data

Open 5,555.86 EUR

High 5,578.76 EUR

Low 5,552.44 EUR

Close (prev. day) 5,546.53 EUR

Trading volume (m) 58,515,169

Volume (pcs) 874,600,215



Information about previous performance does not guarantee future performance.

Source: FactSet

Top 5

Name 	Price	+ - (%) 	Trend 
CHARGEURS ...	11.56	+9.47 	
MEDINCELL ...	18.66	+6.14 	
BASTIDE, L...	21.35	+3.39 	
LECTRA S.A...	27.50	+3.38 	
ABIVAX S.A...	10.44	+3.37 	

Intraday 1w 1m 6m 1y 3y

Flop 5

Name 	Price	+ - (%) 	Trend 
OREGE	0.35	-6.91 	
VALNEVA SE	3.454	-4.00 	
EMEIS	8.734	-3.49 	
SOLOCAL GR...	0.003	-3.23 	
VOLTALIA	8.44	-2.99 	

Intraday 1w 1m 6m 1y 3y

Recent research

on market

Date	Headline	Download 
2024/08/21	 Credit Markets Weekly	
2024/08/21	 Credit Markets Weekly (DE)	
2024/08/19	 Stimmungsdaten für August im Fokus	
2024/08/16	 Week Ahead	
2024/08/16	 Wochenausblick	

Futures and Options

Related Futures -

Related Options -

Details

2024/08/21 18:05:02

Price

5,574.81 EURDifference  0.51% (28.28)

General attributes

ISIN FR0003999499

Symbol CACT

Country France

Security type Index

Instruments in index 200

Market data

Open 5,555.86 EUR

High 5,578.76 EUR

Low 5,552.44 EUR

Close (prev. day) 5,546.53 EUR

Trading volume (m) 58,515,169

Volume (pcs) 874,600,215

Performance and Risk

	6m	1y	3y
Perf (%)	-3.54%	+3.06%	+9.54%
Perf (abs.)	-204.46	+165.49	+485.63
Beta	-	-	-
Volatility	13.06	12.29	16.99



Information about previous performance does not guarantee future performance.

























Source: FactSet

Price data

Ø price 5 days Ø volume 5 days (pcs.)	5,541.66 EUR (77,124,726)
Ø price 30 days Ø volume 30 days (pcs.)	5,520.10 EUR (115,903,630)
Ø price 100 days Ø volume 100 days (pcs.)	5,766.63 EUR (126,422,060)
Ø price 250 days Ø volume 250 days (pcs.)	5,622.91 EUR (189,313,801)
YTD High date	6,120.85 EUR (2024/05/15)
YTD Low date	5,218.11 EUR (2024/08/05)
52 Weeks High date	6,120.85 EUR (2024/05/15)
52 Weeks Low date	5,019.79 EUR (2023/10/23)

Composition

Name ISIN	Price	Diff % Diff +/-	Performance	Date Time	Turnover Pc. Turnover Money
AB SCIENCE S.A. FR0010557264	0.98	0.62% 0.01		24/08/21 15:37:45	10,806 8,248.00
ABIONYX PHARMA S.A. FR0012616852	1.262	-2.17% -0.03		24/08/21 16:43:56	30,149 33,998.00
ABIVAX S.A. FR0012333284	10.44	3.37% 0.34		24/08/21 17:28:48	10,045 75,844.00
ACCOR S.A. FR0000120404	35.80	0.56% 0.20		24/08/21 17:35:03	405,590 14,496,597.00
ACTEOS S.A. FR0000076861	1.35	0.37% 0.01		24/08/21 11:39:19	1,482 1,992.00
ADOCIA SAS FR0011184241	5.67	-2.74% -0.16		24/08/21 17:29:00	52,655 289,158.00
ADUX FR0012821890	1.57	-0.32% -0.01		24/08/21 12:53:16	3,276 5,001.00
AIR FRANCE-KLM SA FR001400J770	7.604	0.64% 0.05		24/08/21 17:28:53	882,055 5,228,872.00
AIR LIQUIDE SA FR0000120073	165.56	0.21% 0.34		24/08/21 17:35:29	367,583 60,876,431.00
AIRBUS SE NL0000235190	138.86	0.27% 0.38		24/08/21 17:29:41	582,196 41,516,876.00
AKWEL S.A. FR0000053027	10.38	-1.14% -0.12		24/08/21 16:12:21	4,388 39,024.00
ALSTOM SA FR0010220475	17.83	-0.28% -0.05		24/08/21 17:35:03	655,956 11,711,436.00
ALTAREA S.C.A. FR0000033219	100.60	-0.59% -0.60		24/08/21 16:30:56	3,273 167,432.00
ALTEN S.A. FR0000071946	99.80	0.91% 0.90		24/08/21 17:29:59	17,720 830,141.00
AMUNDI S.A. FR0004125920	66.20	-0.53% -0.35		24/08/21 17:29:24	80,968 1,373,551.00
ANTIN INFRASTRUCTURE PART... FR0014005AL0	12.18	0.16% 0.02		24/08/21 17:13:14	7,298 37,115.00
APERAM S.A. LU0569974404	25.62	2.32% 0.58		24/08/21 17:23:42	88,186 1,374,028.00
ARAMIS GROUP SAS FR0014003U94	5.32	0.76% 0.04		24/08/21 17:29:46	24,660 119,584.00
ARCELORMITTAL S.A. LU1598757687	20.86	1.41% 0.29		24/08/21 17:39:39	2,484,427 51,784,057.00
ARGAN FR0010481960	75.60	0.00% 0.00		24/08/21 15:43:36	5,171 136,403.00
ARKEMA S.A. FR0010313833	80.40	1.01% 0.80		24/08/21 17:35:06	62,584 2,833,173.00
ARTMARKET.COM S.A. FR0000074783	4.63	-1.49% -0.07		24/08/21 17:35:02	492 2,232.00
ASSYSTEM S.A. FR0000074148	51.40	2.39% 1.20		24/08/21 17:29:53	6,921 318,669.00

ATOS SE FR0000051732	0.8576	-0.16% -0.00		24/08/21 17:24:16	412,597 276,171.00
AVENIR TELECOM S.A. FR001400CFI7	0.092	2.22% 0.00		24/08/21 16:27:07	45,319 3,563.00
AXA S.A. FR0000120628	33.48	0.00% 0.00		24/08/21 17:29:39	2,352,025 39,808,707.00
AYVENS EUR1.5 FR0013258662	6.32	2.68% 0.17		24/08/21 17:28:46	219,674 930,705.00
AÉROPORTS DE PARIS S.A. FR0010340141	115.50	0.43% 0.50		24/08/21 17:26:54	31,044 1,634,451.00
BALYO SA EUR0.08 FR0013258399	0.59	-1.01% -0.01		24/08/21 14:52:37	2,172 544.00
BASTIDE, LE CONFORT MED. ... FR0000035370	21.35	3.39% 0.70		24/08/21 17:35:03	5,949 124,588.00
BENETEAU S.A. FR0000035164	9.37	1.41% 0.13		24/08/21 17:17:15	69,535 480,724.00
BIGBEN INTERACTIVE S.A. FR0000074072	2.19	0.00% 0.00		24/08/21 16:07:00	20,453 42,708.00
BIOMERIEUX FR0013280286	98.55	0.05% 0.05		24/08/21 17:28:37	46,378 1,988,592.00
BNP PARIBAS S.A. FR0000131104	61.18	0.44% 0.27		24/08/21 17:35:14	1,415,680 42,270,076.00
BOIRON S.A. FR0000061129	32.50	1.56% 0.50		24/08/21 17:35:17	532 12,016.00
BOLLORÉ S.A. FR0000039299	5.83	0.09% 0.01		24/08/21 17:29:47	468,102 882,639.00
BONDUELLE SA FR0000063935	6.89	-1.01% -0.07		24/08/21 17:35:26	19,771 136,950.00
BOUYGUES S.A. FR0000120503	31.66	0.03% 0.01		24/08/21 17:28:06	439,796 3,812,634.00
BUREAU VERITAS S.A. FR0006174348	29.14	0.28% 0.08		24/08/21 17:29:29	456,906 6,411,529.00
CAFOM S.A. FR0010151589	8.64	0.00% 0.00		24/08/21 15:03:00	35 86.00
CAPGEMINI SE FR0000125338	182.80	0.86% 1.55		24/08/21 17:29:55	151,996 11,653,877.00
CARMILA SA FR0010828137	16.74	0.00% 0.00		24/08/21 17:29:16	32,172 206,628.00
CARREFOUR SA FR0000120172	14.08	-0.71% -0.10		24/08/21 17:35:17	870,441 5,860,387.00
CASINO GUICHARD-PERRACHON... FR001400OKR3	3.507	1.17% 0.04		24/08/21 17:29:08	96,886 264,592.00
CATANA GROUP FR0010193052	5.25	1.94% 0.10		24/08/21 16:59:34	30,725 152,525.00
CEGEDIM S.A. FR0000053506	12.85	1.58% 0.20		24/08/21 16:22:07	2,987 18,400.00
CHARGEURS SA FR0000130692	11.56	9.47% 1.00		24/08/21 17:21:02	10,817 96,553.00
CLARANOVA SE FR0013426004	1.484	1.50% 0.02		24/08/21 17:35:06	88,188 130,988.00
CLARIANE SE FR0010386334	1.77	-0.34% -0.01		24/08/21 17:26:26	617,828 869,610.00
COFACE S.A. FR0010667147	14.39	0.49% 0.07		24/08/21 17:35:23	92,372 1,331,171.00
COMPAGNIE DE SAINT-GOBAIN...	76.76	0.10%		24/08/21	506,696

FR0000125007		0.08		17:35:02	38,672,226.00
COMPAGNIE DES ALPES S.A. FR0000053324	13.54	0.74% 0.10	█	24/08/21 17:35:24	18,342 248,535.00
COMPAGNIE GENERALE DES ET... FR001400AJ45	35.37	1.09% 0.38	█	24/08/21 17:29:44	781,965 12,283,416.00
COVIVIO SA FR0000064578	49.26	0.49% 0.24	█	24/08/21 17:29:00	82,553 1,806,925.00
CRÉDIT AGRICOLE S.A. FR0000045072	13.58	0.37% 0.05	█	24/08/21 17:35:29	1,753,290 23,812,542.00
DANONE S.A. FR0000120644	60.32	-0.43% -0.26		24/08/21 17:35:07	1,156,259 49,388,048.00
DASSAULT AVIATION S.A. FR0014004L86	190.10	-0.05% -0.10		24/08/21 17:23:10	14,514 984,044.00
DASSAULT SYSTÈMES SE FR0014003TT8	34.37	0.59% 0.20	█	24/08/21 17:35:28	595,534 11,771,021.00
DBV TECHNOLOGIES FR0010417345	0.836	-2.34% -0.02		24/08/21 17:35:26	46,783 39,464.00
DEKUPLE FR0000062978	34.80	0.00% 0.00		24/08/21 09:00:09	256 35.00
DERICHEBOURG SA FR0000053381	4.88	2.87% 0.14	█	24/08/21 17:29:01	124,500 499,366.00
EDENRED S.A. FR0010908533	37.65	-0.19% -0.07		24/08/21 17:29:56	351,251 6,216,832.00
EIFFAGE S.A. FR0000130452	91.84	0.55% 0.50	█	24/08/21 17:29:54	107,380 3,611,006.00
EKINOPS S.A.S. FR0011466069	3.45	0.88% 0.03	█	24/08/21 17:25:48	5,611 19,335.00
ELIOR GROUP SA FR0011950732	3.234	1.19% 0.04	█	24/08/21 17:15:45	159,189 390,482.00
ELIS S.A. FR0012435121	21.58	-0.55% -0.12		24/08/21 17:21:52	101,224 1,089,677.00
EMEIS FR001400NLM4	8.734	-3.49% -0.32		24/08/21 17:29:54	381,609 2,748,426.00
ENGIE S.A. FR0010208488	15.445	-0.19% -0.03		24/08/21 17:29:50	4,061,421 25,915,147.00
EQUASENS SA FR0012882389	46.85	2.18% 1.00	█	24/08/21 17:35:22	5,382 213,357.00
ERAMET S.A. FR0000131757	73.75	1.30% 0.95	█	24/08/21 17:35:29	29,191 2,136,160.00
ERYTECH PHARMA S.A. FR001400K4B1	1.79	0.45% 0.01	█	24/08/21 16:24:34	3,800 6,225.00
ESSILORLUXOTTICA FR0000121667	212.80	0.95% 2.00	█	24/08/21 17:29:52	226,262 17,733,395.00
ESSO S.A.F. FR0000120669	133.40	3.09% 4.00	█	24/08/21 17:29:00	10,013 575,844.00
EURAZEO SE FR0000121121	71.00	-0.63% -0.45		24/08/21 17:22:26	92,636 3,934,717.00
EUROAPI SAS FR0014008VX5	4.336	2.02% 0.09	█	24/08/21 17:25:34	115,019 381,429.00
EUROFINS SCIENTIFIC S.E. FR0014000MR3	51.76	0.27% 0.14	█	24/08/21 17:27:03	373,281 12,845,593.00
EURONEXT N.V. NL0006294274	94.55	-0.21% -0.20		24/08/21 17:29:58	97,798 2,203,365.00
EUTELSAT COMMUNICATIONS FR0010221234	4.438	0.41% 0.02	█	24/08/21 16:57:17	21,248 67,844.00

EXAIL TECHNOLOGIES SA FR0000062671	17.80	2.18% 0.38		24/08/21 17:35:17	3,399 60,029.00
EXCLUSIVE NETWORKS SA FR0014005DA7	23.00	0.00% 0.00		24/08/21 14:39:24	28,537 30,029.00
FNAC DARTY SA FR0011476928	28.65	1.42% 0.40		24/08/21 17:19:53	11,538 222,270.00
FORVIA SE FR0000121147	9.438	0.66% 0.06		24/08/21 17:29:14	757,402 3,908,043.00
GAZTRANSPORT ET TECHNIGAZ... FR0011726835	135.60	0.44% 0.60		24/08/21 17:28:32	43,806 3,200,598.00
GECINA S.A. FR0010040865	95.95	-0.36% -0.35		24/08/21 17:35:20	102,668 9,794,869.00
GENFIT S.A. FR0004163111	4.02	3.08% 0.12		24/08/21 17:35:07	142,706 568,662.00
GENSIGHT BIOLOGICS SA FR0013183985	0.3655	-0.54% -0.00		24/08/21 17:35:01	100,796 37,035.00
GETLINK SE FR0010533075	15.96	-0.16% -0.03		24/08/21 17:29:39	432,294 878,285.00
GL EVENTS SA FR0000066672	16.86	0.84% 0.14		24/08/21 17:29:40	14,655 203,249.00
GRAINES VOLTZ FR0000065971	23.80	0.00% 0.00		24/08/21 15:54:15	26 619.00
GUERBET SA FR0000032526	34.15	-1.44% -0.50		24/08/21 17:29:16	6,001 177,983.00
GUILLEMOT CORP. FR0000066722	5.60	0.00% 0.00		24/08/21 15:05:05	4,981 24,249.00
HAULOTTE GROUP FR0000066755	2.71	-1.81% -0.05		24/08/21 16:41:56	16,135 42,697.00
HERMES INTERNATIONAL SA FR0000052292	2,195.00	1.11% 24.00		24/08/21 17:35:27	38,244 81,605,558.00
HIGH CO. FR0000054231	2.64	-0.38% -0.01		24/08/21 16:21:20	2,940 7,780.00
ICADE SA FR0000035081	19.91	0.00% 0.00		24/08/21 17:35:24	67,915 1,349,265.00
ID LOGISTICS GROUP FR0010929125	462.50	0.54% 2.50		24/08/21 17:27:35	1,510 364,537.00
IMERYS S.A. FR0000120859	30.24	0.73% 0.22		24/08/21 17:29:42	28,542 310,641.00
INNATE PHARMA SA FR0010331421	2.06	0.00% 0.00		24/08/21 17:35:12	31,511 64,996.00
INTERPARFUMS SA FR0004024222	43.95	1.15% 0.50		24/08/21 17:29:48	15,745 472,962.00
INVENTIVA SA FR0013233012	2.325	1.53% 0.04		24/08/21 17:29:57	41,003 93,659.00