

## CAC ALL-TRADABLE

ISIN: FR0003999499 WKN: -

## Übersicht

17.07.2024 18:15:03

Kurs

**5.612,04** EURDifferenz  -0,09% (-5,17)

## Stammdaten

ISIN FR0003999499

Symbol CACT

Land Frankreich

Anzahl der enthaltenen  
Werte im Index 203

Index-Typ -

Wertpapierkategorie Index

## Top 5

| Name          | Kurs   | + - (%) | Trend   |
|---------------|--------|---------|---|
| ADOCIA SAS    | 6,66   | +17,46  |  |
| ATOS SE       | 1,252  | +12,79  |  |
| BALYO S.A.... | 0,54   | +7,57   |  |
| ESSO S.A.F... | 178,20 | +6,71   |  |
| SOLOCAL GR... | 0,0446 | +6,70   |  |

Intraday 1W 1M 6M 1J 3J

## Flop 5

| Name          | Kurs   | + - (%) | Trend   |
|---------------|--------|---------|---|
| TÉLÉPERFOR... | 103,90 | -7,52   |  |
| HAULOTTE G... | 2,90   | -4,92   |  |
| ESSILORLUX... | 189,85 | -4,45   |  |
| GENSIGHT B... | 0,29   | -4,45   |  |
| PLANISWARE... | 25,925 | -3,77   |  |

Intraday 1W 1M 6M 1J 3J



Nähere Infos zu den Ländern &amp;

5J



Die Wertentwicklung der Vergangenheit lässt keine verlässlichen Rückschlüsse auf die zukünftige Entwicklung eines Finanzinstruments zu.

Quelle: FactSet

## Aktuellstes Research

## Märkte

| Datum      | Überschrift   | Download  |
|------------|---|---|
| 17.07.2024 |  Credit Markets Weekly                                 |  |
| 17.07.2024 |  Credit Markets Weekly (DE)                            |  |
| 15.07.2024 |  EZB wartet weitere Daten ab                           |   |
| 15.07.2024 |  CSSD market 1H 2024: Schuldschein market gives way... |  |
| 15.07.2024 |  CSSD-Markt 1H 2024: Schuldscheinmarkt weicht aberm... |  |

**Regionen**

➤ **Märkte nach Region**

## Details

17.07.2024 18:15:03

Kurs

**5.612,04** EURDifferenz  -0,09% (-5,17)

### Stammdaten

|                                       |              |
|---------------------------------------|--------------|
| ISIN                                  | FR0003999499 |
| Symbol                                | CACT         |
| Land                                  | Frankreich   |
| Wertpapierkategorie                   | Index        |
| Anzahl der enthaltenen Werte im Index | 203          |

### Marktdaten

|                 |               |
|-----------------|---------------|
| Eröffnung       | 5.602,57 EUR  |
| Hoch            | 5.634,81 EUR  |
| Tief            | 5.577,97 EUR  |
| Schluss Vortag  | 5.617,21 EUR  |
| Volumen (Mio.)  | 87.042.029    |
| Volumen (Stück) | 3.276.224.325 |

### Performance und Risiko

|             | 6M      | 1J      | 3J      |
|-------------|---------|---------|---------|
| Perf (%)    | +3,21%  | +3,07%  | +13,05% |
| Perf (abs.) | +174,47 | +167,20 | +647,65 |
| Beta        | -       | -       | -       |
| Volatilität | 12,12   | 12,06   | 16,91   |



Die Wertentwicklung der Vergangenheit lässt keine verlässlichen Rückschlüsse auf die zukünftige Entwicklung eines Finanzinstruments zu.

Quelle: FactSet

### Kursdaten






















|   |                            |
|---|----------------------------|
| Ø Kurs 5 Tage   Ø Volumen 5 Tage (Stk.)     | 5.650,62 EUR (96.767.666)  |
| Ø Kurs 30 Tage   Ø Volumen 30 Tage (Stk.)   | 5.673,25 EUR (122.379.973) |
| Ø Kurs 100 Tage   Ø Volumen 100 Tage (Stk.) | 5.884,44 EUR (177.028.879) |
| Ø Kurs 250 Tage   Ø Volumen 250 Tage        | 5.619,19 EUR (187.496.702) |
| Hoch seit 1.1.   Datum                      | 6.120,85 EUR (15.05.2024)  |
| Tief seit 1.1.   Datum                      | 5.408,75 EUR (17.01.2024)  |
| 52 Wochen Hoch   Datum                      | 6.120,85 EUR (15.05.2024)  |
| 52 Wochen Tief   Datum                      | 5.019,79 EUR (23.10.2023)  |

## Enthaltene Werte

Seite 1 von 3

<< <  > >>

| Name<br>ISIN                                 | Kurs   | Diff %<br>Diff /- | Performance   | Datum<br>Zeit        | Gehandelte Stück<br>Umsatz Geld |
|--|--------|-------------------|---|----------------------|---------------------------------|
| AB SCIENCE S.A.<br>FR0010557264              | 1,07   | 4,09%<br>0,04     |    | 17.07.24<br>17:35:03 | 63.282<br>66.361,00             |
| ABIONYX PHARMA S.A.<br>FR0012616852          | 1,22   | -0,49%<br>-0,01   |    | 17.07.24<br>17:28:42 | 11.401<br>14.010,00             |
| ABIVAX S.A.<br>FR0012333284                  | 12,36  | -2,37%<br>-0,30   |    | 17.07.24<br>17:35:14 | 15.047<br>188.159,00            |
| ACCOR S.A.<br>FR0000120404                   | 38,63  | -1,28%<br>-0,50   |    | 17.07.24<br>17:38:52 | 374.318<br>14.497.526,00        |
| ACTEOS S.A.<br>FR0000076861                  | 1,305  | -2,61%<br>-0,04   |    | 17.07.24<br>15:23:44 | 144<br>190,00                   |
| ADOCIA SAS<br>FR0011184241                   | 6,66   | 17,46%<br>0,99    |   | 17.07.24<br>17:35:11 | 494.786<br>3.273.058,00         |
| ADUX<br>FR0012821890                         | 1,525  | -3,48%<br>-0,06   |    | 17.07.24<br>17:35:10 | 3.957<br>6.127,00               |
| AIR FRANCE-KLM SA<br>FR001400J770            | 8,304  | 4,03%<br>0,32     |    | 17.07.24<br>17:35:10 | 1.697.426<br>13.965.745,00      |
| AIR LIQUIDE SA<br>FR0000120073               | 164,72 | 1,24%<br>2,02     |   | 17.07.24<br>17:37:21 | 524.452<br>86.266.567,00        |
| AIRBUS SE<br>NL0000235190                    | 132,08 | -0,69%<br>-0,92   |  | 17.07.24<br>17:37:25 | 1.251.300<br>165.439.075,00     |
| AKWEL S.A.<br>FR0000053027                   | 10,96  | -0,54%<br>-0,06   |  | 17.07.24<br>17:35:02 | 796<br>8.763,00                 |
| ALSTOM SA<br>FR0010220475                    | 17,62  | 1,09%<br>0,19     |  | 17.07.24<br>17:35:24 | 980.176<br>17.284.544,00        |
| ALTAREA S.C.A.<br>FR0000033219               | 93,60  | 1,63%<br>1,50     |  | 17.07.24<br>17:35:26 | 3.063<br>284.784,00             |
| ALTEN S.A.<br>FR0000071946                   | 107,90 | 0,28%<br>0,30     |  | 17.07.24<br>17:35:20 | 19.823<br>2.138.880,00          |
| AMUNDI S.A.<br>FR0004125920                  | 65,70  | -0,08%<br>-0,05   |  | 17.07.24<br>17:35:21 | 92.965<br>6.103.730,00          |
| ANTIN INFRASTRUCTURE PART...<br>FR0014005AL0 | 12,54  | 3,29%<br>0,40     |  | 17.07.24<br>17:35:16 | 22.730<br>279.065,00            |
| APERAM S.A.<br>LU0569974404                  | 25,20  | 1,20%<br>0,30     |  | 17.07.24<br>17:35:18 | 169.385<br>4.276.169,00         |
| ARAMIS GROUP SAS<br>FR0014003U94             | 4,26   | 0,83%<br>0,04     |  | 17.07.24<br>17:38:25 | 13.358<br>56.413,00             |
| ARCELORMITTAL S.A.<br>LU1598757687           | 21,29  | 0,80%<br>0,17     |  | 17.07.24<br>17:39:05 | 2.247.041<br>47.796.509,00      |
| ARGAN<br>FR0010481960                        | 78,00  | -0,13%<br>-0,10   |  | 17.07.24<br>17:36:25 | 7.222<br>563.421,00             |
| ARKEMA S.A.<br>FR0010313833                  | 85,35  | 3,77%<br>3,10     |  | 17.07.24<br>17:35:19 | 220.112<br>18.620.651,00        |
| ARTMARKET.COM S.A.<br>FR0000074783           | 4,73   | -0,84%<br>-0,04   |  | 17.07.24<br>17:35:16 | 1.857<br>8.763,00               |
| ASSYSTEM S.A.<br>FR0000074148                | 50,60  | -2,69%<br>-1,40   |  | 17.07.24<br>17:35:28 | 11.101<br>569.502,00            |

|  |        |                 |  |                      |                             |
|--|--------|-----------------|--|----------------------|-----------------------------|
| ATOS SE<br>FR0000051732                      | 1,252  | 12,79%<br>0,14  |    | 17.07.24<br>17:38:49 | 7.102.437<br>8.533.212,00   |
| AVENIR TELECOM S.A.<br>FR001400CFI7          | 0,1054 | 1,74%<br>0,00   |     | 17.07.24<br>17:35:10 | 141.486<br>14.672,00        |
| AXA S.A.<br>FR0000120628                     | 31,98  | -0,06%<br>-0,02 |     | 17.07.24<br>17:35:10 | 2.134.086<br>68.148.581,00  |
| AYVENS S.A. EO 1,50<br>FR0013258662          | 6,08   | -0,49%<br>-0,03 |     | 17.07.24<br>17:35:01 | 294.554<br>1.784.414,00     |
| AÉROPORTS DE PARIS S.A.<br>FR0010340141      | 120,40 | 0,92%<br>1,10   |     | 17.07.24<br>17:35:28 | 78.804<br>9.463.188,00      |
| BALYO S.A. ACTIONS AU POR...<br>FR0013258399 | 0,54   | 7,57%<br>0,04   |    | 17.07.24<br>17:35:11 | 133<br>73,00                |
| BASTIDE, LE CONFORT MED. ...<br>FR0000035370 | 20,45  | -2,15%<br>-0,45 |     | 17.07.24<br>17:35:10 | 1.071<br>22.203,00          |
| BENETEAU S.A.<br>FR0000035164                | 10,46  | 0,77%<br>0,08   |     | 17.07.24<br>17:35:09 | 79.673<br>824.604,00        |
| BIGBEN INTERACTIVE S.A.<br>FR0000074072      | 2,435  | 0,83%<br>0,02   |     | 17.07.24<br>17:35:24 | 46.233<br>111.997,00        |
| BIOMERIEUX<br>FR0013280286                   | 93,95  | 0,05%<br>0,05   |     | 17.07.24<br>17:35:26 | 46.482<br>4.358.146,00      |
| BNP PARIBAS S.A.<br>FR0000131104             | 63,03  | 0,74%<br>0,46   |     | 17.07.24<br>17:35:11 | 1.890.688<br>118.987.985,00 |
| BOIRON S.A.<br>FR0000061129                  | 32,10  | -3,60%<br>-1,20 |     | 17.07.24<br>17:35:22 | 492<br>15.847,00            |
| BOLLORÉ S.A.<br>FR0000039299                 | 5,93   | 1,45%<br>0,09   |     | 17.07.24<br>17:35:19 | 703.110<br>4.147.688,00     |
| BONDUELLE SA<br>FR0000063935                 | 6,22   | 2,13%<br>0,13   |   | 17.07.24<br>17:35:15 | 15.875<br>97.857,00         |
| BOUYGUES S.A.<br>FR0000120503                | 32,30  | 0,22%<br>0,07   |   | 17.07.24<br>17:35:22 | 512.935<br>16.564.948,00    |
| BUREAU VERITAS S.A.<br>FR0006174348          | 25,88  | -2,71%<br>-0,72 |   | 17.07.24<br>17:35:16 | 652.414<br>16.853.318,00    |
| CAFOM S.A.<br>FR0010151589                   | 9,18   | -1,29%<br>-0,12 |   | 17.07.24<br>16:12:24 | 501<br>4.612,00             |
| CAPGEMINI SE<br>FR0000125338                 | 193,40 | 0,49%<br>0,95   |   | 17.07.24<br>17:38:58 | 288.739<br>55.689.773,00    |
| CARMILA SA<br>FR0010828137                   | 16,58  | -0,12%<br>-0,02 |   | 17.07.24<br>17:35:27 | 14.075<br>233.311,00        |
| CARREFOUR SA<br>FR0000120172                 | 14,415 | 1,91%<br>0,27   |   | 17.07.24<br>17:35:00 | 1.362.865<br>19.448.506,00  |
| CASINO GUICHARD-PERRACHON...<br>FR001400OKR3 | 3,7525 | 6,00%<br>0,21   |  | 17.07.24<br>17:35:17 | 143.784<br>525.818,00       |
| CATANA GROUP<br>FR0010193052                 | 5,01   | 0,30%<br>0,02   |   | 17.07.24<br>17:35:14 | 42.692<br>215.036,00        |
| CEGEDIM S.A.<br>FR0000053506                 | 13,00  | 0,78%<br>0,10   |   | 17.07.24<br>17:35:09 | 2.718<br>35.013,00          |
| CGG S.A.<br>FR0013181864                     | 0,523  | 6,58%<br>0,03   |  | 17.07.24<br>17:35:01 | 4.603.993<br>2.364.899,00   |
| CHARGEURS SA<br>FR0000130692                 | 10,10  | -3,07%<br>-0,32 |   | 17.07.24<br>17:36:10 | 6.120<br>62.461,00          |
| CLARANOVA SE<br>FR0013426004                 | 1,90   | 1,50%<br>0,03   |   | 17.07.24<br>17:35:12 | 26.891<br>51.041,00         |
| CLARIANE SE<br>FR0010386334                  | 1,87   | 4,06%<br>0,07   |  | 17.07.24<br>17:35:24 | 1.282.979<br>2.371.402,00   |
| COFACE S.A.                                  | 13,85  | 1,47%           |   | 17.07.24             | 173.684                     |

|                              |        |        |  |          |                |
|------------------------------|--------|--------|--|----------|----------------|
| FR0010667147                 |        | 0,20   |  | 17:35:08 | 2.397.175,00   |
| COMPAGNIE DE SAINT-GOBAIN... | 78,60  | -1,03% |  | 17.07.24 | 679.004        |
| FR0000125007                 |        | -0,82  |  | 17:35:24 | 53.457.990,00  |
| COMPAGNIE DES ALPES S.A.     | 14,06  | -0,14% |  | 17.07.24 | 17.709         |
| FR0000053324                 |        | -0,02  |  | 17:35:19 | 249.082,00     |
| COMPAGNIE GENERALE DES ET... | 34,76  | -0,69% |  | 17.07.24 | 960.224        |
| FR001400AJ45                 |        | -0,24  |  | 17:35:15 | 33.372.943,00  |
| COMPAGNIE PLASTIC OMNIUM ... | 9,00   | -0,94% |  | 17.07.24 | 177.621        |
| FR0000124570                 |        | -0,09  |  | 17:35:16 | 1.487.620,00   |
| COVIVIO SA                   | 45,98  | -0,69% |  | 17.07.24 | 47.108         |
| FR0000064578                 |        | -0,32  |  | 17:35:07 | 2.166.084,00   |
| CRÉDIT AGRICOLE S.A.         | 13,72  | 0,18%  |  | 17.07.24 | 3.137.976      |
| FR0000045072                 |        | 0,03   |  | 17:35:01 | 43.078.004,00  |
| DANONE S.A.                  | 58,76  | 0,62%  |  | 17.07.24 | 846.592        |
| FR0000120644                 |        | 0,36   |  | 17:35:13 | 49.379.199,00  |
| DASSAULT AVIATION S.A.       | 167,40 | -1,30% |  | 17.07.24 | 54.574         |
| FR0014004L86                 |        | -2,20  |  | 17:35:23 | 9.164.194,00   |
| DASSAULT SYSTÈMES SE         | 34,21  | 0,35%  |  | 17.07.24 | 1.288.367      |
| FR0014003TT8                 |        | 0,12   |  | 17:35:21 | 43.993.767,00  |
| DBV TECHNOLOGIES             | 0,789  | 0,64%  |  | 17.07.24 | 39.361         |
| FR0010417345                 |        | 0,01   |  | 17:35:16 | 31.297,00      |
| DEKUPLE                      | 38,50  | 0,79%  |  | 17.07.24 | 982            |
| FR0000062978                 |        | 0,30   |  | 17:35:18 | 38.710,00      |
| DERICHEBOURG SA              | 4,56   | 1,02%  |  | 17.07.24 | 105.056        |
| FR0000053381                 |        | 0,05   |  | 17:35:15 | 478.026,00     |
| EDENRED S.A.                 | 40,74  | 0,92%  |  | 17.07.24 | 388.093        |
| FR0010908533                 |        | 0,37   |  | 17:35:07 | 15.779.119,00  |
| EIFPAGE S.A.                 | 91,44  | -1,06% |  | 17.07.24 | 169.305        |
| FR0000130452                 |        | -0,98  |  | 17:35:28 | 15.488.745,00  |
| EKINOPS S.A.S.               | 3,105  | -3,27% |  | 17.07.24 | 16.966         |
| FR0011466069                 |        | -0,11  |  | 17:35:03 | 52.442,00      |
| ELIOR GROUP SA               | 3,016  | -0,46% |  | 17.07.24 | 220.917        |
| FR0011950732                 |        | -0,01  |  | 17:35:22 | 663.383,00     |
| ELIS S.A.                    | 20,50  | -0,77% |  | 17.07.24 | 180.088        |
| FR0012435121                 |        | -0,16  |  | 17:35:01 | 3.689.700,00   |
| EMEIS                        | 12,998 | 3,24%  |  | 17.07.24 | 176.045        |
| FR001400NLM4                 |        | 0,41   |  | 17:35:02 | 2.255.520,00   |
| ENGIE S.A.                   | 13,975 | 0,36%  |  | 17.07.24 | 4.504.031      |
| FR0010208488                 |        | 0,05   |  | 17:35:31 | 62.806.306,00  |
| EQUASENS SA                  | 49,85  | 0,71%  |  | 17.07.24 | 8.921          |
| FR0012882389                 |        | 0,35   |  | 17:35:17 | 442.485,00     |
| ERAMET S.A.                  | 100,80 | -2,14% |  | 17.07.24 | 33.672         |
| FR0000131757                 |        | -2,20  |  | 17:35:07 | 3.421.551,00   |
| ERYTECH PHARMA S.A.          | 2,00   | 0,10%  |  | 17.07.24 | 1.175          |
| FR001400K4B1                 |        | 0,00   |  | 17:35:15 | 2.356,00       |
| ESSILORLUXOTTICA             | 189,85 | -4,45% |  | 17.07.24 | 679.829        |
| FR0000121667                 |        | -8,85  |  | 17:35:09 | 129.281.843,00 |
| ESSO S.A.F.                  | 178,20 | 6,71%  |  | 17.07.24 | 33.470         |
| FR0000120669                 |        | 11,20  |  | 17:35:18 | 5.848.939,00   |
| EURAZEO SE                   | 76,25  | -1,17% |  | 17.07.24 | 62.961         |
| FR0000121121                 |        | -0,90  |  | 17:35:19 | 4.820.812,00   |
| EUROAPI SAS                  | 2,95   | 1,37%  |  | 17.07.24 | 123.371        |
| FR0014008VX5                 |        | 0,04   |  | 17:35:12 | 364.157,00     |
| EUROFINS SCIENTIFIC S.E.     | 48,30  | 1,53%  |  | 17.07.24 | 340.512        |
| FR0014000MR3                 |        | 0,73   |  | 17:35:10 | 16.439.313,00  |

|  |          |                 |   |                      |                            |
|--|----------|-----------------|---|----------------------|----------------------------|
| EURONEXT N.V.<br>NL0006294274                | 92,00    | -0,16%<br>-0,15 |   | 17.07.24<br>17:36:04 | 111.596<br>10.257.591,00   |
| EUTELSAT COMMUNICATIONS<br>FR0010221234      | 4,478    | 1,63%<br>0,07   | █ | 17.07.24<br>17:35:16 | 116.649<br>520.306,00      |
| EXAIL TECHNOLOGIES SA<br>FR0000062671        | 18,74    | -3,70%<br>-0,72 |   | 17.07.24<br>17:35:12 | 7.405<br>139.659,00        |
| EXCLUSIVE NETWORKS SA<br>FR0014005DA7        | 22,95    | 0,22%<br>0,05   |   | 17.07.24<br>17:37:01 | 50.500<br>1.156.873,00     |
| FNAC DARTY SA<br>FR0011476928                | 30,20    | 1,51%<br>0,45   | █ | 17.07.24<br>17:35:29 | 78.412<br>2.310.760,00     |
| FORVIA SE<br>FR0000121147                    | 10,725   | -2,72%<br>-0,30 |   | 17.07.24<br>17:37:17 | 1.008.305<br>10.755.294,00 |
| GAZTRANSPORT ET TECHNIGAZ...<br>FR0011726835 | 132,70   | 1,07%<br>1,40   | █ | 17.07.24<br>17:35:29 | 62.331<br>8.242.398,00     |
| GECINA S.A.<br>FR0010040865                  | 89,45    | -0,22%<br>-0,20 |   | 17.07.24<br>17:35:12 | 72.334<br>6.453.576,00     |
| GENFIT S.A.<br>FR0004163111                  | 4,16     | -0,95%<br>-0,04 |   | 17.07.24<br>17:35:20 | 146.087<br>610.529,00      |
| GENSIGHT BIOLOGICS SA<br>FR0013183985        | 0,29     | -4,45%<br>-0,01 |   | 17.07.24<br>17:35:27 | 302.263<br>89.715,00       |
| GETLINK SE<br>FR0010533075                   | 16,13    | 0,22%<br>0,04   |   | 17.07.24<br>17:35:27 | 571.244<br>9.202.504,00    |
| GL EVENTS SA<br>FR0000066672                 | 17,08    | -0,23%<br>-0,04 |   | 17.07.24<br>17:35:09 | 11.245<br>191.430,00       |
| GRAINES VOLTZ<br>FR0000065971                | 23,30    | 1,30%<br>0,30   | █ | 17.07.24<br>17:08:33 | 1.119<br>26.512,00         |
| GUERBET SA<br>FR0000032526                   | 39,25    | -1,13%<br>-0,45 |   | 17.07.24<br>17:35:27 | 9.785<br>388.394,00        |
| GUILLEMOT CORP.<br>FR0000066722              | 6,32     | 3,95%<br>0,24   | █ | 17.07.24<br>17:35:10 | 2.209<br>13.667,00         |
| HAULOTTE GROUP<br>FR0000066755               | 2,90     | -4,92%<br>-0,15 |   | 17.07.24<br>17:35:01 | 10.968<br>32.297,00        |
| HERMES INTERNATIONAL SA<br>FR0000052292      | 2.065,00 | 0,00%<br>0,00   |   | 17.07.24<br>17:38:13 | 56.495<br>116.697.014,00   |
| HIGH CO.<br>FR0000054231                     | 2,72     | -2,86%<br>-0,08 |   | 17.07.24<br>16:53:47 | 15.500<br>42.001,00        |
| ICADE SA<br>FR0000035081                     | 21,64    | 0,74%<br>0,16   | █ | 17.07.24<br>17:37:19 | 75.379<br>1.630.803,00     |
| ID LOGISTICS GROUP<br>FR0010929125           | 404,50   | 0,37%<br>1,50   |   | 17.07.24<br>17:35:14 | 2.290<br>928.086,00        |
| IMERY S.A.<br>FR0000120859                   | 33,34    | 0,73%<br>0,24   | █ | 17.07.24<br>17:35:44 | 60.795<br>2.010.001,00     |
| INNATE PHARMA SA<br>FR0010331421             | 2,04     | -0,97%<br>-0,02 |   | 17.07.24<br>17:35:14 | 8.702<br>17.816,00         |