

CAC ALL-TRADABLE

ISIN: **FR0003999499** WKN: -

Overview

2024/05/08 18:05:02

Price

6,026.57 EURDifference  0.66% (39.51)

General attributes

ISIN FR0003999499

Symbol CACT

Country France

Instruments in index 202

Type of index -

Security type Index

Market data

Open 5,998.14 EUR

High 6,044.82 EUR

Low 5,997.79 EUR

Close (prev. day) 5,987.06 EUR

Trading volume (m) 107,173,490

Volume (pcs) 3,485,199,733

5y



Information about previous performance does not guarantee future performance.

Source: FactSet

Top 5

Name 	Price	+ - (%) 	Trend 
CLARIANE S...	3.442	+24.26 	
MCPHY ENER...	2.855	+11.74 	
ALSTOM SA	17.11	+9.36 	
SOLOCAL GR...	0.0579	+7.82 	
ADOCIA SAS	9.00	+6.89 	

Intraday 1w 1m 6m 1y 3y

Flop 5

Name 	Price	+ - (%) 	Trend 
CLARANOVA ...	2.37	-5.20 	
VALNEVA SE	3.254	-4.74 	
RUBIS SCA	31.14	-4.01 	
ABIVAX S.A...	13.46	-3.99 	
FORVIA SE	14.85	-3.60 	

Intraday 1w 1m 6m 1y 3y

Recent research

on market

Date	Headline	Download 
2024/05/08 	Credit Markets Weekly	
2024/05/08 	Credit Markets Weekly (DE)	
2024/05/08 	Marktkommentar	
2024/05/06 	Anzeichen für eine wirtschaftliche Wende?	
2024/05/03 	Week Ahead	

Futures and Options

Related Futures -

Related Options -

Details

2024/05/08 18:05:02

Price

6,026.57 EUR

Difference



0.66% (39.51)

General attributes

ISIN FR0003999499

Symbol CACT

Country France

Security type Index

Instruments in index 202

Market data

Open 5,998.14 EUR

High 6,044.82 EUR

Low 5,997.79 EUR

Close (prev. day) 5,987.06 EUR

Trading volume (m) 107,173,490

Volume (pcs) 3,485,199,733

Performance and Risk

	6m	1y	3y
Perf (%)	+15.46%	+8.57%	+22.37%
Perf (abs.)	+806.77	+475.86	+1,101.66
Beta	-	-	-
Volatility	9.65	11.85	16.82



5y

Information about previous performance does not guarantee future performance.















Source: FactSet









Price data

Ø price 5 days Ø volume 5 days (pcs.)	5,940.80 EUR (117,206,818)
Ø price 30 days Ø volume 30 days (pcs.)	5,967.09 EUR (130,087,707)
Ø price 100 days Ø volume 100 days (pcs.)	5,789.14 EUR (257,217,832)
Ø price 250 days Ø volume 250 days (pcs.)	5,545.85 EUR (184,048,884)
YTD High date	6,103.38 EUR (2024/04/02)
YTD Low date	5,408.75 EUR (2024/01/17)
52 Weeks High date	6,103.38 EUR (2024/04/02)
52 Weeks Low date	5,019.79 EUR (2023/10/23)

Composition

Name ISIN	Price	Diff % Diff +/-	Performance	Date Time	Turnover Pc. Turnover Money
AB SCIENCE S.A. FR0010557264	2.03	1.50% 0.03		24/05/08 17:35:08	111,457 225,243.00
ABIONYX PHARMA S.A. FR0012616852	1.048	-0.38% -0.00		24/05/08 17:35:19	5,481 5,698.00
ABIVAX S.A. FR0012333284	13.46	-3.99% -0.56		24/05/08 17:35:18	45,254 614,185.00
ACCOR S.A. FR0000120404	41.47	-0.34% -0.14		24/05/08 17:35:25	547,887 22,811,792.00
ACTEOS S.A. FR0000076861	1.29	-2.27% -0.03		24/05/08 15:48:57	281 371.00
ADOCIA SAS FR0011184241	9.00	6.89% 0.58		24/05/08 17:38:16	162,354 1,446,982.00
ADUX FR0012821890	1.36	-1.09% -0.02		24/05/08 17:35:14	601 812.00
AIR FRANCE-KLM SA FR001400J770	10.455	4.72% 0.47		24/05/08 17:35:26	3,028,851 31,446,264.00
AIR LIQUIDE SA FR0000120073	186.54	1.39% 2.56		24/05/08 17:39:25	423,047 78,638,705.00
AIRBUS SE NL0000235190	161.52	1.67% 2.66		24/05/08 17:35:22	996,224 160,858,377.00
AKWEL S.A. FR0000053027	13.68	-0.73% -0.10		24/05/08 17:35:12	1,636 22,118.00
ALD EUR1.5 FR0013258662	7.07	-0.70% -0.05		24/05/08 17:35:15	302,976 2,122,200.00
ALSTOM SA FR0010220475	17.11	9.36% 1.47		24/05/08 17:37:08	5,192,395 86,199,670.00
ALTAREA S.C.A. FR0000033219	98.20	0.10% 0.10		24/05/08 17:35:29	7,267 708,443.00
ALTEN S.A. FR0000071946	121.50	1.42% 1.70		24/05/08 17:35:14	48,779 5,919,125.00
AMUNDI S.A. FR0004125920	69.25	0.51% 0.35		24/05/08 17:35:14	81,422 5,631,153.00
ANTIN INFRASTRUCTURE PART... FR0014005AL0	12.58	0.64% 0.08		24/05/08 17:35:26	28,092 164,038.00
APERAM S.A. LU0569974404	26.26	-0.23% -0.06		24/05/08 17:35:04	244,397 6,399,649.00
ARAMIS GROUP SAS FR0014003U94	3.60	0.00% 0.00		24/05/08 17:37:29	11,709 42,132.00
ARCELORMITTAL S.A. LU1598757687	23.61	-1.50% -0.36		24/05/08 17:37:29	2,558,342 60,395,873.00
ARGAN FR0010481960	77.00	-1.03% -0.80		24/05/08 17:35:12	7,802 601,547.00
ARKEMA S.A. FR0010313833	98.55	-3.10% -3.15		24/05/08 17:38:48	128,967 12,797,318.00
ARTMARKET.COM S.A. FR0000074783	4.43	-1.12% -0.05		24/05/08 17:35:02	1,452 6,398.00

ASSYSTEM S.A. FR0000074148	56.90	2.15% 1.20		24/05/08 17:35:13	4,365 246,746.00
ATOS SE FR0000051732	2.009	-2.19% -0.05		24/05/08 17:35:00	1,328,710 2,679,961.00
AVENIR TELECOM S.A. FR001400CFI7	0.1316	2.33% 0.00		24/05/08 17:35:07	651,275 86,006.00
AXA S.A. FR0000120628	33.28	1.96% 0.64		24/05/08 17:37:11	4,263,235 141,714,811.00
AÉROPORTS DE PARIS S.A. FR0010340141	124.40	1.39% 1.70		24/05/08 17:35:28	54,751 6,804,112.00
BALYO SA EUR0.08 FR0013258399	0.622	-0.48% -0.00		24/05/08 17:07:54	801 490.00
BASTIDE, LE CONFORT MED. ... FR0000035370	19.90	0.51% 0.10		24/05/08 17:35:00	4,510 90,041.00
BELIEVE SA EUR0.005 FR0014003FE9	15.00	-0.27% -0.04		24/05/08 17:35:13	73,806 1,107,857.00
BENETEAU S.A. FR0000035164	12.86	0.31% 0.04		24/05/08 17:35:01	60,843 782,160.00
BIGBEN INTERACTIVE S.A. FR0000074072	2.86	-1.21% -0.04		24/05/08 17:35:20	15,433 43,931.00
BIOMERIEUX FR0013280286	99.10	-0.70% -0.70		24/05/08 17:35:04	70,365 6,982,369.00
BNP PARIBAS S.A. FR0000131104	69.94	0.49% 0.34		24/05/08 17:35:05	2,043,377 142,681,819.00
BOIRON S.A. FR0000061129	33.85	-1.31% -0.45		24/05/08 17:35:15	2,476 84,353.00
BOLLORÉ S.A. FR0000039299	6.145	0.41% 0.03		24/05/08 17:35:26	492,326 3,026,989.00
BONDUELLE SA FR0000063935	7.90	-2.59% -0.21		24/05/08 17:35:05	21,662 173,063.00
BOUYGUES S.A. FR0000120503	35.22	1.21% 0.42		24/05/08 17:35:19	661,934 23,298,979.00
BUREAU VERITAS S.A. FR0006174348	28.26	1.00% 0.28		24/05/08 17:35:07	951,768 26,811,625.00
CAFOM S.A. FR0010151589	9.78	1.03% 0.10		24/05/08 17:29:55	1,017 9,894.00
CAPGEMINI SE FR0000125338	206.60	0.73% 1.50		24/05/08 17:35:03	223,008 46,128,462.00
CARMILA SA FR0010828137	16.46	0.37% 0.06		24/05/08 17:35:08	68,766 1,130,222.00
CARREFOUR SA FR0000120172	16.06	1.39% 0.22		24/05/08 17:36:22	1,816,797 29,206,178.00
CASINO GUICHARD-PERRACHON... FR0000125585	0.0315	-1.56% -0.00		24/05/08 17:36:00	11,470,695 363,425.00
CATANA GROUP FR0010193052	5.22	1.95% 0.10		24/05/08 17:35:26	27,164 140,802.00
CEGEDIM S.A. FR0000053506	14.50	0.69% 0.10		24/05/08 17:35:08	599 8,631.00
CGG S.A. FR0013181864	0.4394	1.85% 0.01		24/05/08 17:35:13	5,895,427 2,588,063.00
CHARGEURS SA FR0000130692	12.74	1.43% 0.18		24/05/08 17:35:00	13,063 165,500.00
CLARANOVA SE FR0013426004	2.37	-5.20% -0.13		24/05/08 17:35:08	204,578 487,375.00
CLARIANE SE	3.442	24.26%		24/05/08	3,421,124

FR0010386334		0.67		17:35:10	11,859,093.00
COFACE S.A. FR0010667147	15.62	2.70% 0.41		24/05/08 17:35:10	480,188 7,482,228.00
COMPAGNIE DE SAINT-GOBAIN... FR0000125007	79.50	1.40% 1.10		24/05/08 17:36:06	1,075,897 85,674,729.00
COMPAGNIE DES ALPES S.A. FR0000053324	14.30	-1.38% -0.20		24/05/08 17:35:14	47,747 688,398.00
COMPAGNIE GENERALE DES ET... FR001400AJ45	37.23	0.27% 0.10		24/05/08 17:35:01	1,034,001 38,419,969.00
COMPAGNIE PLASTIC OMNIUM ... FR0000124570	11.31	-2.25% -0.26		24/05/08 17:35:13	126,965 1,443,519.00
COVIVIO SA FR0000064578	48.32	-1.15% -0.56		24/05/08 17:35:21	80,628 3,896,284.00
CRÉDIT AGRICOLE S.A. FR0000045072	15.39	0.75% 0.12		24/05/08 17:35:24	3,521,495 54,100,284.00
DANONE S.A. FR0000120644	59.32	1.02% 0.60		24/05/08 17:35:06	1,085,047 64,344,297.00
DASSAULT AVIATION S.A. FR0014004L86	202.60	-0.49% -1.00		24/05/08 17:37:19	50,004 10,154,652.00
DASSAULT SYSTÈMES SE FR0014003TT8	38.20	0.45% 0.17		24/05/08 17:35:18	1,263,160 48,339,619.00
DBV TECHNOLOGIES FR0010417345	1.204	-1.47% -0.02		24/05/08 17:35:05	24,714 30,231.00
DEKUPLE FR0000062978	36.50	0.27% 0.10		24/05/08 14:14:35	205 7,479.00
DERICHEBOURG SA FR0000053381	4.276	-1.29% -0.06		24/05/08 17:35:11	237,527 1,020,458.00
EDENRED S.A. FR0010908533	46.48	0.45% 0.21		24/05/08 17:35:14	349,896 16,304,116.00
EIFFAGE S.A. FR0000130452	103.85	1.32% 1.35		24/05/08 17:35:18	134,507 13,951,323.00
EKINOPS S.A.S. FR0011466069	3.295	0.46% 0.02		24/05/08 17:35:25	34,301 112,546.00
ELIOR GROUP SA FR0011950732	2.614	-0.68% -0.02		24/05/08 17:35:27	491,432 1,287,256.00
ELIS S.A. FR0012435121	22.34	-0.71% -0.16		24/05/08 17:35:16	245,433 5,495,724.00
EMEIS FR001400NLM4	13.91	-0.54% -0.08		24/05/08 17:35:18	539,880 7,578,907.00
ENGIE S.A. FR0010208488	15.645	1.23% 0.19		24/05/08 17:35:23	5,630,699 88,051,211.00
ERAMET S.A. FR0000131757	94.55	0.80% 0.75		24/05/08 17:35:08	20,637 1,945,447.00
ERYTECH PHARMA S.A. FR001400K4B1	2.94	1.38% 0.04		24/05/08 14:38:02	2,153 6,303.00
ESSILORLUXOTTICA FR0000121667	204.00	-0.39% -0.80		24/05/08 17:35:16	347,795 71,035,754.00
ESSO S.A.F. FR0000120669	175.40	1.98% 3.40		24/05/08 17:35:26	12,548 2,184,732.00
EURAZEO SE FR0000121121	84.85	-0.59% -0.50		24/05/08 17:35:21	80,197 6,817,312.00
EUROAPI SAS FR0014008VX5	3.074	-0.13% -0.00		24/05/08 17:35:28	278,849 854,543.00
EUROFINS SCIENTIFIC S.E. FR0014000MR3	57.62	1.59% 0.90		24/05/08 17:35:05	250,582 14,421,220.00

EURONEXT N.V. NL0006294274	86.95	1.87% 1.60		24/05/08 17:35:06	414,688 35,329,721.00
EUTELSAT COMMUNICATIONS FR0010221234	3.752	-0.05% -0.00		24/05/08 17:35:28	96,601 361,551.00
EXAIL TECHNOLOGIES SA FR0000062671	21.35	0.95% 0.20		24/05/08 17:35:14	10,028 211,734.00
EXCLUSIVE NETWORKS SA FR0014005DA7	19.90	-0.50% -0.10		24/05/08 17:35:01	24,866 498,099.00
FNAC DARTY SA FR0011476928	31.90	-0.62% -0.20		24/05/08 17:35:14	17,484 562,364.00
FORVIA SE FR0000121147	14.85	-3.60% -0.56		24/05/08 17:37:35	1,166,401 17,359,079.00
GAZTRANSPORT ET TECHNIGAZ... FR0011726835	134.10	0.22% 0.30		24/05/08 17:35:27	55,392 7,408,867.00
GECINA S.A. FR0010040865	99.70	-0.30% -0.30		24/05/08 17:35:27	107,654 10,744,966.00
GENFIT S.A. FR0004163111	3.37	2.74% 0.09		24/05/08 17:35:20	86,884 290,518.00
GENSIGHT BIOLOGICS SA FR0013183985	0.395	0.64% 0.00		24/05/08 17:35:15	73,868 28,689.00
GETLINK SE FR0010533075	16.71	0.45% 0.08		24/05/08 17:35:28	455,978 7,622,356.00
GL EVENTS SA FR0000066672	19.48	0.21% 0.04		24/05/08 17:35:07	9,329 181,946.00
GRAINES VOLTZ FR0000065971	23.00	0.44% 0.10		24/05/08 17:29:36	578 13,211.00
GUERBET SA FR0000032526	36.85	-1.07% -0.40		24/05/08 17:35:19	9,124 338,275.00
GUILLEMOT CORP. FR0000066722	6.18	-2.22% -0.14		24/05/08 17:35:27	11,199 70,123.00
HAULOTTE GROUP FR0000066755	2.25	2.74% 0.06		24/05/08 17:29:26	5,330 11,789.00
HERMES INTERNATIONAL SA FR0000052292	2,305.00	0.48% 11.00		24/05/08 17:35:29	36,562 84,303,223.00
HIGH CO. FR0000054231	3.20	0.00% 0.00		24/05/08 17:29:37	6,234 19,860.00
ICADE SA FR0000035081	26.46	0.08% 0.02		24/05/08 17:36:27	75,418 1,994,052.00
ID LOGISTICS GROUP FR0010929125	364.00	4.15% 14.50		24/05/08 17:35:25	5,231 1,516,295.00
IMERY S.A. FR0000120859	35.18	0.06% 0.02		24/05/08 17:35:20	55,169 1,940,141.00
INNATE PHARMA SA FR0010331421	2.29	0.00% 0.00		24/05/08 17:35:03	9,507 21,762.00