

CAC ALL-TRADABLE

ISIN: **FR0003999499** WKN: -

Overview

2024/05/06 18:05:02

Price

5,928.05 EURDifference  0.51% (30.14)

General attributes

ISIN FR0003999499

Symbol CACT

Country France

Instruments in index 202

Type of index -

Security type Index

Market data

Open 5,902.49 EUR

High 5,953.71 EUR









Low 5,902.49 EUR

Close (prev. day) 5,897.91 EUR

Trading volume (m) 94,611,290

Volume (pcs) 2,435,968,725

Top 5

Name 	Price	+ - (%) 	Trend 
MCPHY ENER...	2.685	+18.81 	
CLARIANE S...	2.57	+9.36 	
BASTIDE, L...	19.82	+7.37 	
ÉTS MAUREL...	6.45	+7.32 	
MANITOU B...	24.00	+5.73 	

Intraday 1w 1m 6m 1y 3y

Flop 5

Name 	Price	+ - (%) 	Trend 
ATOS SE	2.077	-4.42 	
MEMSCAP S...	7.85	-4.15 	
EUTELSAT C...	3.716	-3.83 	
FNAC DARTY...	31.95	-3.77 	
CASINO GUI...	0.0301	-2.90 	

Intraday 1w 1m 6m 1y 3y

5y








Information about previous performance does not guarantee future performance.

Source: FactSet

Recent research

on market

Date	Headline	Download
2024/05/06	 Anzeichen für eine wirtschaftliche Wende?	
2024/05/03	 Week Ahead	
2024/05/03	 Wochenausblick	
2024/05/02	 FX markets reflect uncertain interest rate outlook	
2024/05/02	 FX-Märkte spiegeln unsicheres Zinsumfeld wider	

Futures and Options

Related Futures -

Related Options -

Details

2024/05/06 18:05:02

Price

5,928.05 EURDifference  0.51% (30.14)

General attributes

ISIN FR0003999499

Symbol CACT

Country France

Security type Index

Instruments in index 202

Market data

Open 5,902.49 EUR

High 5,953.71 EUR

Low 5,902.49 EUR

Close (prev. day) 5,897.91 EUR

Trading volume (m) 94,611,290

Volume (pcs) 2,435,968,725

Performance and Risk

	6m	1y	3y
Perf (%)	+13.84%	+6.93%	+21.00%
Perf (abs.)	+720.92	+384.31	+1,028.76
Beta	-	-	-
Volatility	9.68	11.84	16.82



Information about previous performance does not guarantee future performance.

Source: FactSet




























Price data

Ø price 5 days Ø volume 5 days (pcs.)	5,912.83 EUR (123,074,039)
Ø price 30 days Ø volume 30 days (pcs.)	5,968.72 EUR (139,828,012)
Ø price 100 days Ø volume 100 days (pcs.)	5,780.79 EUR (260,698,030)
Ø price 250 days Ø volume 250 days (pcs.)	5,542.03 EUR (183,955,680)
YTD High date	6,103.38 EUR (2024/04/02)
YTD Low date	5,408.75 EUR (2024/01/17)
52 Weeks High date	6,103.38 EUR (2024/04/02)
52 Weeks Low date	5,019.79 EUR (2023/10/23)

Composition

Name ISIN	Price	Diff % Diff +/-	Performance	Date Time	Turnover Pc. Turnover Money
AB SCIENCE S.A. FR0010557264	1.996	1.32% 0.03		24/05/06 17:35:13	62,954 125,798.00
ABIONYX PHARMA S.A. FR0012616852	1.062	-0.75% -0.01		24/05/06 17:19:35	75,913 78,938.00
ABIVAX S.A. FR0012333284	13.96	-0.99% -0.14		24/05/06 22:26:42	2 28.08
ACCOR S.A. FR0000120404	41.72	1.63% 0.67		24/05/06 17:37:41	309,474 12,884,104.00
ACTEOS S.A. FR0000076861	1.32	2.33% 0.03		24/05/06 09:00:15	62 82.00
ADOCIA SAS FR0011184241	8.37	-1.18% -0.10		24/05/06 17:35:15	24,362 204,863.00
ADUX FR0012821890	1.30	5.69% 0.07		24/05/06 17:13:51	31,100 42,008.00
AIR FRANCE-KLM SA FR001400J770	10.07	1.00% 0.10		24/05/06 17:35:02	816,756 8,229,448.00
AIR LIQUIDE SA FR0000120073	181.90	0.71% 1.28		24/05/06 17:37:17	292,268 53,102,885.00
AIRBUS SE NL0000235190	156.66	1.50% 2.32		24/05/06 17:37:17	644,331 100,549,954.00
AKWEL S.A. FR0000053027	13.64	-1.59% -0.22		24/05/06 17:35:08	4,414 59,540.00
ALD EUR1.5 FR0013258662	6.925	1.17% 0.08		24/05/06 17:35:22	419,460 2,913,183.00
ALSTOM SA FR0010220475	15.595	0.26% 0.04		24/05/06 17:35:23	808,522 12,631,985.00
ALTAREA S.C.A. FR0000033219	94.70	0.11% 0.10		24/05/06 17:35:23	4,044 381,959.00
ALTEN S.A. FR0000071946	118.30	3.59% 4.10		24/05/06 17:38:39	47,575 5,588,630.00
AMUNDI S.A. FR0004125920	68.40	0.59% 0.40		24/05/06 17:35:10	120,389 8,231,953.00
ANTIN INFRASTRUCTURE PART... FR0014005AL0	12.30	0.16% 0.02		24/05/06 17:35:21	12,808 156,609.00
APERAM S.A. LU0569974404	26.28	1.15% 0.30		24/05/06 17:35:09	284,231 7,499,514.00
ARAMIS GROUP SAS FR0014003U94	3.59	0.56% 0.02		24/05/06 17:35:26	15,787 56,569.00
ARCELORMITTAL S.A. LU1598757687	24.35	0.21% 0.05		24/05/06 17:35:15	2,104,470 51,520,659.00
ARGAN FR0010481960	77.60	1.44% 1.10		24/05/06 17:35:28	15,015 1,163,843.00
ARKEMA S.A. FR0010313833	98.05	0.20% 0.20		24/05/06 17:35:23	106,938 10,519,652.00
ARTMARKET.COM S.A. FR0000074783	4.45	-% -		24/05/06 17:35:19	518 2,312.00

ASSYSTEM S.A. FR0000074148	55.80	2.76% 1.50		24/05/06 17:35:06	9,430 519,913.00
ATOS SE FR0000051732	2.077	-4.42% -0.10		24/05/06 17:35:00	5,363,788 11,690,894.00
AVENIR TELECOM S.A. FR001400CFI7	0.1286	0.94% 0.00		24/05/06 17:35:04	134,168 17,060.00
AXA S.A. FR0000120628	32.21	2.48% 0.78		24/05/06 17:35:10	4,111,913 130,587,920.00
AÉROPORTS DE PARIS S.A. FR0010340141	122.10	0.58% 0.70		24/05/06 17:35:01	65,128 7,949,975.00
BALYO SA EUR0.08 FR0013258399	0.626	0.32% 0.00		24/05/06 17:35:08	5,834 3,570.00
BASTIDE, LE CONFORT MED. ... FR0000035370	19.82	7.37% 1.36		24/05/06 17:35:08	22,462 443,509.00
BELIEVE SA EUR0.005 FR0014003FE9	15.00	0.00% 0.00		24/05/06 17:35:25	22,202 333,185.00
BENETEAU S.A. FR0000035164	12.60	2.44% 0.30		24/05/06 17:35:16	111,383 1,394,763.00
BIGBEN INTERACTIVE S.A. FR0000074072	2.80	4.28% 0.12		24/05/06 17:35:29	20,850 57,475.00
BIOMERIEUX FR0013280286	99.40	0.71% 0.70		24/05/06 17:35:28	54,656 5,420,718.00
BNP PARIBAS S.A. FR0000131104	68.23	0.87% 0.59		24/05/06 17:35:46	1,067,014 72,697,259.00
BOIRON S.A. FR0000061129	34.50	2.22% 0.75		24/05/06 17:35:15	4,328 148,299.00
BOLLORÉ S.A. FR0000039299	6.095	-0.81% -0.05		24/05/06 17:38:40	455,046 2,778,218.00
BONDUELLE SA FR0000063935	8.41	2.94% 0.24		24/05/06 17:35:15	26,130 218,253.00
BOUYGUES S.A. FR0000120503	35.35	0.65% 0.23		24/05/06 17:35:13	548,722 19,379,137.00
BUREAU VERITAS S.A. FR0006174348	27.64	-0.22% -0.06		24/05/06 17:35:17	331,235 9,156,052.00
CAFOM S.A. FR0010151589	9.38	-0.42% -0.04		24/05/06 17:07:02	926 8,685.00
CAPGEMINI SE FR0000125338	203.90	0.44% 0.90		24/05/06 22:26:24	618 125,960.90
CARMILA SA FR0010828137	16.46	3.00% 0.48		24/05/06 17:35:26	89,655 1,469,149.00
CARREFOUR SA FR0000120172	15.74	0.77% 0.12		24/05/06 17:35:24	855,188 13,467,174.00
CASINO GUICHARD-PERRACHON... FR0000125585	0.0301	-2.90% -0.00		24/05/06 17:37:47	21,418,135 670,491.00
CATANA GROUP FR0010193052	5.20	0.39% 0.02		24/05/06 17:35:07	43,255 224,431.00
CEGEDIM S.A. FR0000053506	14.65	-1.01% -0.15		24/05/06 17:35:02	2,939 43,234.00
CGG S.A. FR0013181864	0.406	2.14% 0.01		24/05/06 17:35:23	2,529,926 1,018,244.00
CHARGEURS SA FR0000130692	12.58	1.78% 0.22		24/05/06 17:35:09	9,043 112,319.00
CLARANOVA SE FR0013426004	2.47	2.70% 0.07		24/05/06 17:35:04	77,581 187,718.00
CLARIANE SE	2.57	9.36%		24/05/06	1,238,377

FR0010386334		0.22		17:35:12	3,134,113.00
COFACE S.A. FR0010667147	14.70	1.31% 0.19		24/05/06 17:35:13	142,702 2,087,397.00
COMPAGNIE DE SAINT-GOBAIN... FR0000125007	77.76	0.08% 0.06		24/05/06 17:37:50	605,204 47,185,973.00
COMPAGNIE DES ALPES S.A. FR0000053324	14.16	0.71% 0.10		24/05/06 17:35:23	36,403 517,537.00
COMPAGNIE GENERALE DES ET... FR001400AJ45	36.83	1.24% 0.45		24/05/06 17:38:19	863,420 31,599,928.00
COMPAGNIE PLASTIC OMNIUM ... FR0000124570	11.59	1.67% 0.19		24/05/06 17:35:17	75,993 880,263.00
COVIVIO SA FR0000064578	48.00	-0.04% -0.02		24/05/06 17:35:00	105,924 5,084,580.00
CRÉDIT AGRICOLE S.A. FR0000045072	15.00	1.56% 0.23		24/05/06 17:39:41	4,566,126 68,271,819.00
DANONE S.A. FR0000120644	58.10	0.62% 0.36		24/05/06 17:35:00	816,925 47,579,841.00
DASSAULT AVIATION S.A. FR0014004L86	204.80	1.49% 3.00		24/05/06 17:35:12	27,275 5,566,710.00
DASSAULT SYSTÈMES SE FR0014003TT8	37.14	0.60% 0.22		24/05/06 17:35:29	827,399 30,757,616.00
DBV TECHNOLOGIES FR0010417345	1.204	0.67% 0.01		24/05/06 17:35:09	44,307 53,842.00
DEKUPLE FR0000062978	36.80	0.82% 0.30		24/05/06 17:29:34	963 35,663.00
DERICHEBOURG SA FR0000053381	4.286	0.33% 0.01		24/05/06 17:35:22	200,005 863,829.00
EDENRED S.A. FR0010908533	45.50	-0.13% -0.06		24/05/06 17:35:41	436,741 19,796,318.00
EIFFAGE S.A. FR0000130452	102.25	0.44% 0.45		24/05/06 17:35:06	125,691 12,839,660.00
EKINOPS S.A.S. FR0011466069	3.22	0.16% 0.01		24/05/06 17:35:20	66,648 87,761.00
ELIOR GROUP SA FR0011950732	2.704	3.05% 0.08		24/05/06 17:35:27	592,546 1,594,318.00
ELIS S.A. FR0012435121	21.68	0.74% 0.16		24/05/06 17:35:25	109,376 2,366,595.00
EMEIS FR001400NLM4	13.98	4.88% 0.65		24/05/06 17:35:05	469,342 6,497,889.00
ENGIE S.A. FR0010208488	15.28	0.59% 0.09		24/05/06 17:39:21	4,344,108 66,397,056.00
ERAMET S.A. FR0000131757	94.50	2.00% 1.85		24/05/06 17:36:41	51,967 4,894,330.00
ERYTECH PHARMA S.A. FR001400K4B1	2.925	1.74% 0.05		24/05/06 16:01:40	2,704 7,866.00
ESSILORLUXOTTICA FR0000121667	198.40	-1.78% -3.60		24/05/06 17:35:08	296,574 58,761,819.00
ESSO S.A.F. FR0000120669	168.60	-0.12% -0.20		24/05/06 17:35:13	10,203 1,715,633.00
EURAZEO SE FR0000121121	86.15	0.58% 0.50		24/05/06 22:26:33	3 257.40
EUROAPI SAS FR0014008VX5	2.93	1.31% 0.04		24/05/06 17:35:20	191,062 556,919.00
EUROFINS SCIENTIFIC S.E. FR0014000MR3	56.08	-1.06% -0.60		24/05/06 17:37:17	167,111 9,388,026.00

EURONEXT N.V. NL0006294274	85.55	0.06% 0.05		24/05/06 17:35:28	74,054 6,319,747.00
EUTELSAT COMMUNICATIONS FR0010221234	3.716	-3.83% -0.15		24/05/06 17:35:08	179,818 677,563.00
EXAIL TECHNOLOGIES SA FR0000062671	20.75	0.00% 0.00		24/05/06 17:35:06	17,060 353,390.00
EXCLUSIVE NETWORKS SA FR0014005DA7	20.25	2.58% 0.51	■	24/05/06 22:26:50	965 19,032.95
FNAC DARTY SA FR0011476928	31.95	-3.77% -1.25		24/05/06 17:38:14	14,814 480,074.00
FORVIA SE FR0000121147	15.30	1.66% 0.25	■	24/05/06 17:35:01	374,123 5,725,464.00
GAZTRANSPORT ET TECHNIGAZ... FR0011726835	133.30	0.76% 1.00		24/05/06 17:35:02	33,150 4,433,772.00
GECINA S.A. FR0010040865	99.10	0.46% 0.45		24/05/06 17:35:11	97,124 9,623,658.00
GENFIT S.A. FR0004163111	3.255	0.62% 0.02		24/05/06 17:35:26	121,006 398,596.00
GENSIGHT BIOLOGICS SA FR0013183985	0.395	-3.66% -0.02		24/04/30 17:35:19	83,796 32,736.00
GETLINK SE FR0010533075	16.585	-0.06% -0.01		24/05/06 22:26:24	2 33.15
GL EVENTS SA FR0000066672	19.10	0.32% 0.06		24/05/06 17:35:00	6,677 127,510.00
GRAINES VOLTZ FR0000065971	22.90	-0.43% -0.10		24/05/06 17:28:44	582 13,372.00
GUERBET SA FR0000032526	38.20	0.53% 0.20		24/05/06 17:35:12	6,893 263,403.00
GUILLEMOT CORP. FR0000066722	6.08	4.11% 0.24	■	24/05/06 17:35:21	20,463 122,405.00
HAULOTTE GROUP FR0000066755	2.14	1.90% 0.04	■	24/05/06 17:00:58	- -
HERMES INTERNATIONAL SA FR0000052292	2,274.00	-0.48% -11.00		24/05/06 17:37:17	21,223 48,253,372.00
HIGH CO. FR0000054231	3.20	0.00% 0.00		24/05/06 17:35:16	10,270 32,987.00
ICADE SA FR0000035081	26.24	0.31% 0.08		24/05/06 17:37:49	115,350 3,036,487.00
ID LOGISTICS GROUP FR0010929125	345.00	0.44% 1.50		24/05/06 17:35:22	949 325,853.00
IMERYS S.A. FR0000120859	35.10	2.03% 0.70	■	24/05/06 22:26:33	1,446 50,473.96
INNATE PHARMA SA FR0010331421	2.245	1.81% 0.04	■	24/05/06 17:35:14	38,192 85,548.00