

CAC ALL-TRADABLE

ISIN: **FR0003999499** WKN: -

Overview

2024/05/03 18:05:02

Price

5,897.91 EURDifference  0.57% (33.52)

General attributes

ISIN	FR0003999499
Symbol	CACT
Country	France
Instruments in index	202
Type of index	-
Security type	Index

Market data

Open	5,886.22 EUR
High	5,933.66 EUR
Low	5,871.48 EUR
Close (prev. day)	5,864.39 EUR
Trading volume (m)	128,672,809
Volume (pcs)	3,766,434,374

Top 5

Name 	Price	+ - (%) 	Trend 
JCDECAUX S...	21.62	+9.91	
POXEL S.A.	0.645	+8.22	
ATOS SE	2.173	+7.57	
ALD EUR1.5	6.845	+7.20	
SMCP S.A.S...	2.335	+6.38	

Intraday 1w 1m 6m 1y 3y

Flop 5

Name 	Price	+ - (%) 	Trend 
METABOLIC ...	0.12	-16.32	
CLARIANE S...	2.35	-6.45	
SOCIÉTÉ GÉ...	24.455	-5.18	
APERAM S.A...	25.98	-4.56	
ACTEOS S.A...	1.29	-4.44	

Intraday 1w 1m 6m 1y 3y

5y



Information about previous performance does not guarantee future performance.

Source: FactSet

Recent research

on market

Date	Headline	Download 
2024/05/03	 Week Ahead	
2024/05/03	 Wochenausblick	
2024/05/02	 FX markets reflect uncertain interest rate outlook	
2024/05/02	 FX-Märkte spiegeln unsicheres Zinsumfeld wider	
2024/04/30	 Credit Markets Weekly	

Futures and Options

Related Futures -

Related Options -

Details

2024/05/03 18:05:02

Price

5,897.91 EUR

Difference



0.57% (33.52)

General attributes

ISIN FR0003999499

Symbol CACT

Country France

Security type Index

Instruments in index 202

Market data

Open 5,886.22 EUR

High 5,933.66 EUR

Low 5,871.48 EUR

Close (prev. day) 5,864.39 EUR

Trading volume (m) 128,672,809

Volume (pcs) 3,766,434,374

Performance and Risk

	6m	1y	3y
Perf (%)	+12.68%	+6.76%	+21.15%
Perf (abs.)	+663.72	+373.68	+1,029.63
Beta	-	-	-
Volatility	9.69	11.87	16.81



5y

Information about previous performance does not guarantee future performance.


Source: FactSet

Price data






















Ø price 5 days Ø volume 5 days (pcs.)	5,922.69 EUR (132,822,965)
Ø price 30 days Ø volume 30 days (pcs.)	5,971.82 EUR (150,597,062)
Ø price 100 days Ø volume 100 days (pcs.)	5,777.26 EUR (262,531,361)
Ø price 250 days Ø volume 250 days (pcs.)	5,540.44 EUR (184,022,785)
YTD High date	6,103.38 EUR (2024/04/02)
YTD Low date	5,408.75 EUR (2024/01/17)
52 Weeks High date	6,103.38 EUR (2024/04/02)
52 Weeks Low date	5,019.79 EUR (2023/10/23)

Composition

Name ISIN	Price	Diff % Diff +/-	Performance	Date Time	Turnover Pc. Turnover Money
AB SCIENCE S.A. FR0010557264	1.97	3.79% 0.07		24/05/03 17:35:29	131,265 259,146.00
ABIONYX PHARMA S.A. FR0012616852	1.07	0.38% 0.00		24/05/03 17:29:31	17,606 18,673.00
ABIVAX S.A. FR0012333284	14.06	1.74% 0.24		24/05/03 17:35:07	19,277 269,377.00
ACCOR S.A. FR0000120404	41.05	0.51% 0.21		24/05/03 17:35:25	464,795 19,052,169.00
ACTEOS S.A. FR0000076861	1.29	-4.44% -0.06		24/05/03 15:59:05	251 334.00
ADOCIA SAS FR0011184241	8.47	0.71% 0.06		24/05/03 17:35:16	37,145 318,066.00
ADUX FR0012821890	1.23	0.00% 0.00		24/05/03 16:36:11	2,600 3,303.00
AIR FRANCE-KLM SA FR001400J770	9.97	-0.16% -0.02		24/05/03 17:35:23	1,674,326 16,877,914.00
AIR LIQUIDE SA FR0000120073	180.62	-0.24% -0.44		24/05/03 17:36:06	422,018 76,406,161.00
AIRBUS SE NL0000235190	154.34	0.49% 0.76		24/05/03 17:35:12	698,663 107,817,937.00
AKWEL S.A. FR0000053027	13.86	-1.00% -0.14		24/05/03 17:35:18	1,673 23,152.00
ALD EUR1.5 FR0013258662	6.845	7.20% 0.46		24/05/03 17:35:13	3,388,504 23,680,097.00
ALSTOM SA FR0010220475	15.555	0.06% 0.01		24/05/03 17:37:45	1,047,997 16,267,626.00
ALTAREA S.C.A. FR0000033219	94.60	5.46% 4.90		24/05/03 17:35:01	13,734 1,268,940.00
ALTEN S.A. FR0000071946	114.20	3.63% 4.00		24/05/03 17:35:29	57,189 6,496,495.00
AMUNDI S.A. FR0004125920	68.00	2.03% 1.35		24/05/03 17:35:09	133,894 9,087,868.00
ANTIN INFRASTRUCTURE PART... FR0014005AL0	12.28	1.66% 0.20		24/05/03 17:35:02	21,643 217,102.00
APERAM S.A. LU0569974404	25.98	-4.56% -1.24		24/05/03 17:35:19	462,288 12,116,649.00
ARAMIS GROUP SAS FR0014003U94	3.57	-0.14% -0.01		24/05/03 17:35:14	5,077 18,207.00
ARCELORMITTAL S.A. LU1598757687	24.30	-0.12% -0.03		24/05/03 17:35:05	1,804,974 44,021,197.00
ARGAN FR0010481960	76.50	2.00% 1.50		24/05/03 17:35:14	25,993 1,965,564.00
ARKEMA S.A. FR0010313833	97.85	-0.46% -0.45		24/05/03 17:35:08	232,268 22,753,400.00
ARTMARKET.COM S.A. FR0000074783	4.45	-1.33% -0.06		24/05/03 17:35:15	16,045 70,320.00

ASSYSTEM S.A. FR0000074148	54.30	1.88% 1.00		24/05/03 17:35:06	3,318 178,778.00
ATOS SE FR0000051732	2.173	7.57% 0.15		24/05/03 17:37:55	3,330,600 7,128,372.00
AVENIR TELECOM S.A. FR001400CFI7	0.1274	-3.34% -0.00		24/05/03 17:35:05	153,889 19,810.00
AXA S.A. FR0000120628	31.43	-1.38% -0.44		24/05/03 17:37:30	5,611,738 173,445,053.00
AÉROPORTS DE PARIS S.A. FR0010340141	121.40	0.08% 0.10		24/05/03 17:35:28	79,100 9,653,036.00
BALYO SA EUR0.08 FR0013258399	0.624	-0.32% -0.00		24/05/03 17:27:44	5,200 3,130.00
BASTIDE, LE CONFORT MED. ... FR0000035370	18.46	-1.28% -0.24		24/05/03 17:35:08	10,068 184,658.00
BELIEVE SA EUR0.005 FR0014003FE9	15.00	0.00% 0.00		24/05/03 17:35:15	55,491 833,013.00
BENETEAU S.A. FR0000035164	12.30	-1.28% -0.16		24/05/03 17:35:14	105,174 1,308,309.00
BIGBEN INTERACTIVE S.A. FR0000074072	2.685	-0.56% -0.02		24/05/03 17:35:23	23,334 62,648.00
BIOMERIEUX FR0013280286	98.70	-0.15% -0.15		24/05/03 17:35:18	55,847 5,519,888.00
BNP PARIBAS S.A. FR0000131104	67.64	0.28% 0.19		24/05/03 17:35:28	1,775,234 120,286,434.00
BOIRON S.A. FR0000061129	33.75	-0.88% -0.30		24/05/03 17:35:28	790 26,916.00
BOLLORÉ S.A. FR0000039299	6.145	1.07% 0.07		24/05/03 17:38:14	579,449 3,560,629.00
BONDUELLE SA FR0000063935	8.17	-0.61% -0.05		24/05/03 17:35:19	62,914 501,862.00
BOUYGUES S.A. FR0000120503	35.12	0.92% 0.32		24/05/03 17:35:29	790,280 27,725,690.00
BUREAU VERITAS S.A. FR0006174348	27.70	1.61% 0.44		24/05/03 17:35:29	841,276 23,245,591.00
CAFOM S.A. FR0010151589	9.42	-0.84% -0.08		24/05/03 17:16:35	237 2,244.00
CAPGEMINI SE FR0000125338	202.60	1.68% 3.35		24/05/03 17:38:10	306,087 61,976,998.00
CARMILA SA FR0010828137	15.98	0.25% 0.04		24/05/03 17:35:02	41,323 661,675.00
CARREFOUR SA FR0000120172	15.62	0.55% 0.09		24/05/03 17:35:17	951,470 14,861,296.00
CASINO GUICHARD-PERRACHON... FR0000125585	0.031	1.97% 0.00		24/05/03 17:35:11	17,956,208 560,428.00
CATANA GROUP FR0010193052	5.18	1.97% 0.10		24/05/03 17:35:24	118,907 609,308.00
CEGEDIM S.A. FR0000053506	14.80	2.07% 0.30		24/05/03 17:35:25	9,856 145,400.00
CGG S.A. FR0013181864	0.3975	-1.68% -0.01		24/05/03 17:35:21	2,582,378 1,035,101.00
CHARGEURS SA FR0000130692	12.36	-1.28% -0.16		24/05/03 17:35:49	9,837 121,770.00
CLARANOVA SE FR0013426004	2.405	1.05% 0.03		24/05/03 17:35:23	20,066 47,985.00
CLARIANE SE	2.35	-6.45%		24/05/03	1,087,311

FR0010386334		-0.16		17:35:08	2,557,747.00
COFACE S.A. FR0010667147	14.51	0.14% 0.02		24/05/03 17:35:03	235,389 3,425,678.00
COMPAGNIE DE SAINT-GOBAIN... FR0000125007	77.70	2.64% 2.00	█	24/05/03 17:38:28	1,131,997 82,609,018.00
COMPAGNIE DES ALPES S.A. FR0000053324	14.06	2.63% 0.36	█	24/05/03 17:35:00	42,101 587,323.00
COMPAGNIE GENERALE DES ET... FR001400AJ45	36.38	-0.38% -0.14		24/05/03 17:35:36	1,037,382 36,877,483.00
COMPAGNIE PLASTIC OMNIUM ... FR0000124570	11.40	-0.26% -0.03		24/05/03 17:35:16	78,780 908,912.00
COVIVIO SA FR0000064578	48.02	1.78% 0.84	█	24/05/03 17:35:09	145,865 7,007,823.00
CRÉDIT AGRICOLE S.A. FR0000045072	14.77	1.10% 0.16	█	24/05/03 17:36:21	8,129,082 121,337,109.00
DANONE S.A. FR0000120644	57.74	0.66% 0.38		24/05/03 17:36:14	1,735,441 99,943,827.00
DASSAULT AVIATION S.A. FR0014004L86	201.80	0.80% 1.60		24/05/03 17:35:18	47,496 9,583,446.00
DASSAULT SYSTÈMES SE FR0014003TT8	36.92	0.63% 0.23		24/05/03 17:35:09	1,449,240 53,467,452.00
DBV TECHNOLOGIES FR0010417345	1.196	-1.81% -0.02		24/05/03 17:35:07	47,337 57,027.00
DEKUPLE FR0000062978	36.50	-3.95% -1.50		24/05/03 16:56:59	2,013 74,602.00
DERICHEBOURG SA FR0000053381	4.272	1.09% 0.05	█	24/05/03 17:35:24	236,186 1,005,960.00
EDENRED S.A. FR0010908533	45.56	3.03% 1.34	█	24/05/03 17:37:04	498,350 22,636,877.00
EIFFAGE S.A. FR0000130452	101.80	1.09% 1.10	█	24/05/03 17:35:09	270,841 26,752,317.00
EKINOPS S.A.S. FR0011466069	3.215	0.00% 0.00		24/05/03 17:35:00	4,544 14,666.00
ELIOR GROUP SA FR0011950732	2.624	0.08% 0.00		24/05/03 17:35:10	513,122 1,361,601.00
ELIS S.A. FR0012435121	21.52	1.89% 0.40	█	24/05/03 17:35:08	237,104 5,100,733.00
EMEIS FR001400NLM4	13.33	-0.09% -0.01		24/05/03 17:37:36	200,498 2,698,795.00
ENGIE S.A. FR0010208488	15.19	-0.16% -0.03		24/05/03 17:35:14	4,693,159 71,391,519.00
ERAMET S.A. FR0000131757	92.65	0.76% 0.70		24/05/03 17:35:09	35,828 3,304,968.00
ERYTECH PHARMA S.A. FR001400K4B1	2.875	-1.54% -0.05		24/05/03 17:35:02	7,054 20,448.00
ESSILORLUXOTTICA FR0000121667	202.00	0.45% 0.90		24/05/03 17:35:01	410,134 82,689,020.00
ESSO S.A.F. FR0000120669	168.80	1.81% 3.00	█	24/05/03 17:35:31	41,594 6,747,062.00
EURAZEO SE FR0000121121	85.50	0.41% 0.35		24/05/03 17:35:08	75,506 6,479,230.00
EUROAPI SAS FR0014008VX5	2.892	0.91% 0.03	█	24/05/03 17:35:28	80,803 234,697.00
EUROFINS SCIENTIFIC S.E. FR0014000MR3	56.68	0.32% 0.18		24/05/03 17:35:25	259,204 14,743,984.00

EURONEXT N.V. NL0006294274	85.50	1.00% 0.85		24/05/03 17:35:24	166,616 14,156,171.00
EUTELSAT COMMUNICATIONS FR0010221234	3.864	2.33% 0.09		24/05/03 17:35:22	378,161 1,460,465.00
EXAIL TECHNOLOGIES SA FR0000062671	20.75	3.75% 0.75		24/05/03 17:35:20	51,775 787,780.00
EXCLUSIVE NETWORKS SA FR0014005DA7	19.70	0.00% 0.00		24/05/03 17:35:18	32,518 643,741.00
FNAC DARTY SA FR0011476928	33.20	2.47% 0.80		24/05/03 17:35:10	25,131 827,703.00
FORVIA SE FR0000121147	15.05	-1.28% -0.20		24/05/03 17:38:30	935,599 14,237,872.00
GAZTRANSPORT ET TECHNIGAZ... FR0011726835	132.30	0.30% 0.40		24/05/03 17:35:13	74,959 9,934,541.00
GECINA S.A. FR0010040865	98.65	1.49% 1.45		24/05/03 17:35:07	144,245 14,136,362.00
GENFIT S.A. FR0004163111	3.235	-0.15% -0.01		24/05/03 17:35:11	36,002 117,102.00
GENSIGHT BIOLOGICS SA FR0013183985	0.395	-3.66% -0.02		24/04/30 17:35:19	83,796 32,736.00
GETLINK SE FR0010533075	16.56	1.53% 0.25		24/05/03 17:35:22	350,482 5,795,711.00
GL EVENTS SA FR0000066672	19.04	0.21% 0.04		24/05/03 17:35:14	7,529 142,939.00
GRAINES VOLTZ FR0000065971	23.00	-1.71% -0.40		24/05/03 17:24:03	414 9,657.00
GUERBET SA FR0000032526	38.00	-0.65% -0.25		24/05/03 17:35:04	21,723 823,982.00
GUILLEMOT CORP. FR0000066722	5.84	2.82% 0.16		24/05/03 17:35:12	38,448 224,148.00
HAULOTTE GROUP FR0000066755	2.18	1.40% 0.03		24/05/03 17:35:04	4,070 8,769.00
HERMES INTERNATIONAL SA FR0000052292	2,285.00	2.01% 45.00		24/05/03 17:35:09	45,855 104,588,215.00
HIGH CO. FR0000054231	3.20	1.91% 0.06		24/05/03 17:10:53	12,500 39,649.00
ICADE SA FR0000035081	26.16	1.47% 0.38		24/05/03 17:36:09	156,008 4,066,502.00
ID LOGISTICS GROUP FR0010929125	343.50	1.03% 3.50		24/05/03 17:35:03	1,850 635,038.00
IMERYS S.A. FR0000120859	34.34	0.70% 0.24		24/05/03 17:35:01	107,039 3,672,208.00
INNATE PHARMA SA FR0010331421	2.205	0.68% 0.02		24/05/03 17:35:23	42,190 93,139.00