

## CAC ALL-TRADABLE

ISIN: **FR0003999499** WKN: -

## Overview

2024/05/03 14:57:45

Price

**5,921.96** EURDifference  0.98% (57.57)

## General attributes

ISIN	FR0003999499
Symbol	CACT
Country	France
Instruments in index	202
Type of index	-
Security type	Index

## Market data

Open	5,886.22 EUR
High	5,933.66 EUR
Low	5,871.48 EUR
Close (prev. day)	5,864.39 EUR
Trading volume (m)	61,514,564
Volume (pcs)	1,521,205,997

## Top 5

Name 	Price	+ - (%) 	Trend 
ALD EUR1.5	7.015	+9.87 	
JCDECAUX S...	21.38	+8.69 	
INVENTIVA ...	3.175	+6.19 	
MYHOTELMAT...	1.06	+6.00 	
VOLTALIA	8.33	+5.31 	

Intraday 1w 1m 6m 1y 3y

## Flop 5

Name 	Price	+ - (%) 	Trend 
METABOLIC ...	0.1192	-16.88 	
CLARIANE S...	2.34	-6.85 	
SOCIÉTÉ GÉ...	24.39	-5.43 	
VUSIONGROU...	141.70	-5.34 	
APERAM S.A...	26.16	-3.89 	

Intraday 1w 1m 6m 1y 3y

5y



Information about previous performance does not guarantee future performance.

Source: FactSet

## Recent research

on market

Date	Headline	Download 
2024/05/03	 Week Ahead	
2024/05/03	 Wochenausblick	
2024/05/02	 FX markets reflect uncertain interest rate outlook	
2024/05/02	 FX-Märkte spiegeln unsicheres Zinsumfeld wider	
2024/04/30	 Credit Markets Weekly	

**Futures and Options**

**Related Futures** -

**Related Options** -

## Details

2024/05/03 14:57:45

### Price

**5,921.96** EUR

 Difference ▲ 0.98% (57.57)

### General attributes

ISIN FR0003999499

Symbol CACT

Country France

Security type Index

Instruments in index 202

### Market data

Open 5,886.22 EUR

High 5,933.66 EUR

Low 5,871.48 EUR

Close (prev. day) 5,864.39 EUR

Trading volume (m) 61,514,564

Volume (pcs) 1,521,205,997

### Performance and Risk

	6m	1y	3y
Perf (%)	+11.96%	+6.46%	+21.20%
Perf (abs.)	+626.53	+355.67	+1,025.62
Beta	-	-	-
Volatility	9.71	11.89	16.82
















Information about previous performance does not guarantee future performance.  
Source: FactSet

### Price data

Ø price 5 days   Ø volume 5 days (pcs.)	5,927.94 EUR (134,185,882)
Ø price 30 days   Ø volume 30 days (pcs.)	5,976.70 EUR (155,940,600)
Ø price 100 days   Ø volume 100 days (pcs.)	5,773.33 EUR (263,906,616)
Ø price 250 days   Ø volume 250 days (pcs.)	5,538.88 EUR (183,995,049)
YTD High   date	6,103.38 EUR (2024/04/02)
YTD Low   date	5,408.75 EUR (2024/01/17)
52 Weeks High   date	6,103.38 EUR (2024/04/02)
52 Weeks Low   date	5,019.79 EUR (2023/10/23)

## Composition

Name ISIN	Price	Diff % Diff +/-	Performance	Date Time	Turnover Pc. Turnover Money
AB SCIENCE S.A. FR0010557264	1.98	4.32% 0.08		24/05/03 14:41:50	118,613 234,140.00
ABIONYX PHARMA S.A. FR0012616852	1.068	0.19% 0.00		24/05/03 14:08:45	12,783 13,532.00
ABIVAX S.A. FR0012333284	13.88	0.43% 0.06		24/05/03 14:51:26	12,608 175,705.00
ACCOR S.A. FR0000120404	41.20	0.88% 0.36		24/05/03 14:56:39	172,159 7,031,873.00
ACTEOS S.A. FR0000076861	1.32	-2.22% -0.03		24/05/03 14:28:07	243 323.00
ADOCIA SAS FR0011184241	8.54	1.55% 0.13		24/05/03 14:57:46	29,274 250,999.00
ADUX FR0012821890	1.28	4.07% 0.05		24/05/03 14:47:28	2,322 2,952.00
AIR FRANCE-KLM SA FR001400J770	10.135	1.49% 0.15		24/05/03 14:56:51	885,863 8,963,758.00
AIR LIQUIDE SA FR0000120073	182.52	0.81% 1.46		24/05/03 14:57:52	163,650 29,710,438.00
AIRBUS SE NL0000235190	154.98	0.91% 1.40		24/05/03 14:57:44	219,125 33,783,056.00
AKWEL S.A. FR0000053027	13.84	-1.14% -0.16		24/05/03 14:53:18	712 9,811.00
ALD EUR1.5 FR0013258662	7.015	9.87% 0.63		24/05/03 14:57:02	2,788,066 19,549,893.00
ALSTOM SA FR0010220475	15.76	1.38% 0.22		24/05/03 14:57:33	477,269 7,474,238.00
ALTAREA S.C.A. FR0000033219	93.20	3.90% 3.50		24/05/03 14:57:45	8,366 764,251.00
ALTEN S.A. FR0000071946	114.30	3.72% 4.10		24/05/03 14:56:48	28,089 3,175,696.00
AMUNDI S.A. FR0004125920	68.15	2.25% 1.50		24/05/03 14:53:30	50,450 3,414,815.00
ANTIN INFRASTRUCTURE PART... FR0014005AL0	12.32	1.99% 0.24		24/05/03 14:44:03	6,823 83,793.00
APERAM S.A. LU0569974404	26.16	-3.89% -1.06		24/05/03 14:56:48	249,522 6,571,058.00
ARAMIS GROUP SAS FR0014003U94	3.59	0.42% 0.02		24/05/03 14:01:09	3,400 12,211.00
ARCELORMITTAL S.A. LU1598757687	24.46	0.53% 0.13		24/05/03 14:56:28	882,666 21,586,903.00
ARGAN FR0010481960	75.50	0.67% 0.50		24/05/03 14:56:38	18,517 1,395,999.00
ARKEMA S.A. FR0010313833	99.50	1.22% 1.20		24/05/03 14:57:12	61,672 6,071,009.00
ARTMARKET.COM S.A. FR0000074783	4.37	-3.10% -0.14		24/05/03 14:36:50	14,166 62,080.00

ASSYSTEM S.A. FR0000074148	54.00	1.31% 0.70		24/05/03 14:52:40	2,381 127,958.00
ATOS SE FR0000051732	2.106	4.26% 0.09		24/05/03 14:57:40	1,877,132 3,984,986.00
AVENIR TELECOM S.A. FR001400CFI7	0.1298	-1.52% -0.00		24/05/03 13:33:43	123,411 15,888.00
AXA S.A. FR0000120628	31.50	-1.16% -0.37		24/05/03 14:57:42	2,699,138 81,929,418.00
AÉROPORTS DE PARIS S.A. FR0010340141	124.00	2.23% 2.70		24/05/03 14:57:19	19,139 2,356,806.00
BALYO SA EUR0.08 FR0013258399	0.624	-0.32% -0.00		24/05/03 14:14:02	4,916 2,955.00
BASTIDE, LE CONFORT MED. ... FR0000035370	18.40	-1.60% -0.30		24/05/03 14:51:08	7,794 142,807.00
BELIEVE SA EUR0.005 FR0014003FE9	15.02	0.13% 0.02		24/05/03 14:36:44	30,828 462,991.00
BENETEAU S.A. FR0000035164	12.54	0.64% 0.08		24/05/03 14:56:56	47,086 589,748.00
BIGBEN INTERACTIVE S.A. FR0000074072	2.685	-0.56% -0.02		24/05/03 14:55:03	16,883 45,331.00
BIOMERIEUX FR0013280286	100.20	1.37% 1.35		24/05/03 14:55:59	10,974 1,089,128.00
BNP PARIBAS S.A. FR0000131104	67.92	0.70% 0.47		24/05/03 14:57:44	616,750 41,916,414.00
BOIRON S.A. FR0000061129	34.30	0.73% 0.25		24/05/03 14:39:43	406 13,883.00
BOLLORÉ S.A. FR0000039299	6.18	1.64% 0.10		24/05/03 14:56:42	89,853 551,726.00
BONDUELLE SA FR0000063935	8.26	0.49% 0.04		24/05/03 14:57:19	48,300 382,171.00
BOUYGUES S.A. FR0000120503	35.13	0.95% 0.33		24/05/03 14:56:54	194,618 6,820,201.00
BUREAU VERITAS S.A. FR0006174348	27.78	1.91% 0.52		24/05/03 14:56:48	384,188 10,586,466.00
CAFOM S.A. FR0010151589	9.50	0.00% 0.00		24/05/03 12:12:09	141 1,339.00
CAPGEMINI SE FR0000125338	203.50	2.13% 4.25		24/05/03 14:57:22	84,280 17,021,769.00
CARMILA SA FR0010828137	16.00	0.38% 0.06		24/05/03 14:44:31	17,244 276,457.00
CARREFOUR SA FR0000120172	15.66	0.80% 0.13		24/05/03 14:56:38	175,103 2,733,432.00
CASINO GUICHARD-PERRACHON... FR0000125585	0.0314	3.29% 0.00		24/05/03 14:55:29	7,979,154 248,508.00
CATANA GROUP FR0010193052	5.15	1.38% 0.07		24/05/03 14:39:13	33,137 169,874.00
CEGEDIM S.A. FR0000053506	14.75	1.72% 0.25		24/05/03 14:51:26	8,540 125,985.00
CGG S.A. FR0013181864	0.4044	0.02% 0.00		24/05/03 14:57:41	1,343,966 540,868.00
CHARGEURS SA FR0000130692	12.34	-1.44% -0.18		24/05/03 14:55:29	2,656 32,854.00
CLARANOVA SE FR0013426004	2.405	1.05% 0.03		24/05/03 14:56:00	14,948 35,671.00
CLARIANE SE	2.34	-6.85%		24/05/03	925,039

FR0010386334		-0.17		14:55:25	2,176,357.00
COFACE S.A. FR0010667147	14.58	0.62% 0.09	█	24/05/03 14:56:52	72,984 1,064,364.00
COMPAGNIE DE SAINT-GOBAIN... FR0000125007	77.68	2.62% 1.98	█	24/05/03 14:57:52	526,613 35,571,903.00
COMPAGNIE DES ALPES S.A. FR0000053324	13.92	1.61% 0.22	█	24/05/03 14:55:40	17,212 238,306.00
COMPAGNIE GENERALE DES ET... FR001400AJ45	36.58	0.16% 0.06	█	24/05/03 14:57:42	291,696 10,669,034.00
COMPAGNIE PLASTIC OMNIUM ... FR0000124570	11.57	1.22% 0.14	█	24/05/03 14:56:37	50,974 588,582.00
COVIVIO SA FR0000064578	48.38	2.54% 1.20	█	24/05/03 14:57:08	43,001 2,064,756.00
CRÉDIT AGRICOLE S.A. FR0000045072	14.97	2.46% 0.36	█	24/05/03 14:57:20	4,115,331 61,958,668.00
DANONE S.A. FR0000120644	57.84	0.84% 0.48	█	24/05/03 14:57:28	485,032 27,787,955.00
DASSAULT AVIATION S.A. FR0014004L86	201.20	0.50% 1.00	█	24/05/03 14:56:10	12,600 2,539,611.00
DASSAULT SYSTÈMES SE FR0014003TT8	37.04	0.95% 0.35	█	24/05/03 14:57:43	392,413 14,445,712.00
DBV TECHNOLOGIES FR0010417345	1.20	-1.48% -0.02	█	24/05/03 14:42:41	20,977 25,290.00
DEKUPLE FR0000062978	36.60	-3.68% -1.40	█	24/05/03 13:31:50	1,708 63,470.00
DERICHEBOURG SA FR0000053381	4.276	1.18% 0.05	█	24/05/03 14:56:51	112,236 477,548.00
EDENRED S.A. FR0010908533	45.65	3.23% 1.43	█	24/05/03 14:57:49	167,598 7,566,634.00
EIFFAGE S.A. FR0000130452	101.30	0.60% 0.60	█	24/05/03 14:57:03	65,372 5,861,407.00
EKINOPS S.A.S. FR0011466069	3.235	0.62% 0.02	█	24/05/03 14:39:32	2,090 6,769.00
ELIOR GROUP SA FR0011950732	2.68	2.21% 0.06	█	24/05/03 14:44:29	336,831 896,538.00
ELIS S.A. FR0012435121	21.68	2.65% 0.56	█	24/05/03 14:57:48	92,333 1,982,761.00
EMEIS FR001400NLM4	13.434	0.69% 0.09	█	24/05/03 14:57:47	140,748 1,900,199.00
ENGIE S.A. FR0010208488	15.28	0.43% 0.07	█	24/05/03 14:57:50	1,932,467 29,482,274.00
ERAMET S.A. FR0000131757	92.40	0.49% 0.45	█	24/05/03 14:56:37	21,083 1,938,937.00
ERYTECH PHARMA S.A. FR001400K4B1	2.875	-1.54% -0.05	█	24/05/03 14:44:34	5,580 16,191.00
ESSILORLUXOTTICA FR0000121667	201.90	0.40% 0.80	█	24/05/03 14:57:15	127,338 25,571,839.00
ESSO S.A.F. FR0000120669	166.80	0.60% 1.00	█	24/05/03 14:55:28	34,481 5,549,458.00
EURAZEO SE FR0000121121	86.20	1.23% 1.05	█	24/05/03 14:57:36	45,706 3,928,228.00
EUROAPI SAS FR0014008VX5	2.894	0.98% 0.03	█	24/05/03 14:51:16	49,556 144,111.00
EUROFINS SCIENTIFIC S.E. FR0014000MR3	57.62	1.98% 1.12	█	24/05/03 14:56:41	67,004 3,829,377.00

EURONEXT N.V. NL0006294274	85.20	0.65% 0.55		24/05/03 14:56:40	46,167 3,868,613.00
EUTELSAT COMMUNICATIONS FR0010221234	3.93	4.08% 0.15		24/05/03 14:57:37	297,113 1,146,558.00
EXAIL TECHNOLOGIES SA FR0000062671	20.50	2.50% 0.50		24/05/03 14:55:19	43,996 626,518.00
EXCLUSIVE NETWORKS SA FR0014005DA7	19.94	1.22% 0.24		24/05/03 14:56:12	14,688 291,909.00
FNAC DARTY SA FR0011476928	33.15	2.31% 0.75		24/05/03 14:56:34	15,322 501,986.00
FORVIA SE FR0000121147	15.495	1.64% 0.25		24/05/03 14:57:32	287,206 4,431,509.00
GAZTRANSPORT ET TECHNIGAZ... FR0011726835	133.30	1.06% 1.40		24/05/03 14:57:31	23,519 3,117,069.00
GECINA S.A. FR0010040865	99.30	2.16% 2.10		24/05/03 14:56:47	39,155 3,770,333.00
GENFIT S.A. FR0004163111	3.27	0.93% 0.03		24/05/03 14:55:54	31,998 104,133.00
GENSIGHT BIOLOGICS SA FR0013183985	0.395	-3.66% -0.02		24/04/30 17:35:19	83,796 32,736.00
GETLINK SE FR0010533075	16.615	1.87% 0.31		24/05/03 14:57:00	192,681 3,182,726.00
GL EVENTS SA FR0000066672	19.10	0.53% 0.10		24/05/03 14:32:38	4,048 76,700.00
GRAINES VOLTZ FR0000065971	23.40	0.00% 0.00		24/05/03 12:28:46	356 8,323.00
GUERBET SA FR0000032526	38.10	-0.39% -0.15		24/05/03 14:54:18	18,821 713,498.00
GUILLEMOT CORP. FR0000066722	5.88	3.52% 0.20		24/05/03 14:30:07	29,808 173,233.00
HAULOTTE GROUP FR0000066755	2.16	0.47% 0.01		24/05/03 14:30:00	3,810 8,202.00
HERMES INTERNATIONAL SA FR0000052292	2,289.00	2.19% 49.00		24/05/03 14:57:38	16,638 37,836,137.00
HIGH CO. FR0000054231	3.22	2.55% 0.08		24/05/03 14:43:33	10,797 34,228.00
ICADE SA FR0000035081	26.08	1.16% 0.30		24/05/03 14:56:37	73,577 1,917,193.00
ID LOGISTICS GROUP FR0010929125	344.50	1.32% 4.50		24/05/03 14:40:05	741 253,085.00
IMERYS S.A. FR0000120859	34.54	1.29% 0.44		24/05/03 14:56:38	71,334 2,445,177.00
INNATE PHARMA SA FR0010331421	2.205	0.68% 0.02		24/05/03 14:29:31	29,115 64,263.00