

CAC ALL-TRADABLE

ISIN: **FR0003999499** WKN: -

Overview

2024/04/29 18:05:02

Price

5,966.15 EURDifference  -0.19% (-11.24)

General attributes

ISIN	FR0003999499
Symbol	CACT
Country	France
Instruments in index	202
Type of index	-
Security type	Index

Market data

Open	5,996.45 EUR
High	6,008.49 EUR
Low	5,966.15 EUR
Close (prev. day)	5,977.39 EUR
Trading volume (m)	119,800,111
Volume (pcs)	3,433,948,114

Top 5

Name 	Price	+ - (%) 	Trend 
ATOS SE	2.274	+19.18	
CLARIANE S...	2.22	+18.09	
MEDINCELL ...	13.80	+9.00	
MCPHY ENER...	2.075	+6.96	
DEKUPLE	39.00	+6.56	

Intraday 1w 1m 6m 1y 3y

Flop 5

Name 	Price	+ - (%) 	Trend 
SES S.A.	4.95	-10.41	
MERCIALYS ...	10.15	-9.05	
MEMSCAP S....	7.99	-6.22	
CARMILA SA	15.84	-6.05	
BALYO SA E...	0.562	-5.86	

Intraday 1w 1m 6m 1y 3y

5y



Information about previous performance does not guarantee future performance.

Source: FactSet

Recent research

on market

Date	Headline	Download
2024/04/29	 Wie reagiert die Fed auf die jüngsten Daten?	
2024/04/26	 Week Ahead	
2024/04/26	 Wochenausblick	
2024/04/26	 Global Equity Ratings	
2024/04/26	 Aktienempfehlungen Global	

Futures and Options

Related Futures -

Related Options -

Details

2024/04/29 18:05:02

Price

5,966.15 EUR

 Difference  -0.19% (-11.24)

General attributes

ISIN	FR0003999499
Symbol	CACT
Country	France
Security type	Index
Instruments in index	202

Market data

Open	5,996.45 EUR
High	6,008.49 EUR
Low	5,966.15 EUR
Close (prev. day)	5,977.39 EUR
Trading volume (m)	119,800,111
Volume (pcs)	3,433,948,114

Performance and Risk

	6m	1y	3y
Perf (%)	+18.45%	+6.77%	+22.65%
Perf (abs.)	+929.44	+378.29	+1,101.75
Beta	-	-	-
Volatility	9.86	11.85	16.82








Information about previous performance does not guarantee future performance.
Source: FactSet

Price data

Ø price 5 days Ø volume 5 days (pcs.)	5,967.73 EUR (128,330,768)
Ø price 30 days Ø volume 30 days (pcs.)	5,985.22 EUR (170,401,647)
Ø price 100 days Ø volume 100 days (pcs.)	5,765.47 EUR (271,254,515)
Ø price 250 days Ø volume 250 days (pcs.)	5,535.83 EUR (183,943,919)
YTD High date	6,103.38 EUR (2024/04/02)
YTD Low date	5,408.75 EUR (2024/01/17)
52 Weeks High date	6,103.38 EUR (2024/04/02)
52 Weeks Low date	5,019.79 EUR (2023/10/23)

Composition

Name ISIN	Price	Diff % Diff +/-	Performance	Date Time	Turnover Pc. Turnover Money
AB SCIENCE S.A. FR0010557264	1.96	1.24% 0.02		24/04/29 17:38:58	59,049 114,294.00
ABIONYX PHARMA S.A. FR0012616852	1.022	-0.20% -0.00		24/04/29 17:35:22	15,397 15,520.00
ABIVAX S.A. FR0012333284	14.82	0.00% 0.00		24/04/29 17:35:25	23,931 360,061.00
ACCOR S.A. FR0000120404	41.78	-1.18% -0.50		24/04/29 17:39:47	478,523 20,078,574.00
ACTEOS S.A. FR0000076861	1.30	-3.70% -0.05		24/04/29 12:09:36	1,329 1,743.00
ADOCIA SAS FR0011184241	8.36	-0.83% -0.07		24/04/29 17:35:07	45,600 381,787.00
ADUX FR0012821890	1.25	0.81% 0.01		24/04/29 17:35:15	4,383 5,403.00
AIR FRANCE-KLM SA FR001400J770	10.07	3.60% 0.35		24/04/29 17:39:18	1,988,071 19,804,194.00
AIR LIQUIDE SA FR0000120073	184.40	-0.42% -0.78		24/04/29 17:35:22	469,960 86,642,596.00
AIRBUS SE NL0000235190	155.90	-0.74% -1.16		24/04/29 17:38:11	931,973 144,977,395.00
AKWEL S.A. FR0000053027	13.34	0.76% 0.10		24/04/29 17:35:22	715 9,567.00
ALD EUR1.5 FR0013258662	6.325	2.10% 0.13		24/04/29 17:35:11	340,178 2,139,504.00
ALSTOM SA FR0010220475	15.255	1.40% 0.21		24/04/29 17:35:29	733,934 11,208,547.00
ALTAREA S.C.A. FR0000033219	81.90	2.76% 2.20		24/04/29 17:35:09	6,006 486,415.00
ALTEN S.A. FR0000071946	112.20	-1.75% -2.00		24/04/29 17:35:24	90,984 7,017,268.00
AMUNDI S.A. FR0004125920	65.55	-0.30% -0.20		24/04/29 17:35:09	186,491 12,227,065.00
ANTIN INFRASTRUCTURE PART... FR0014005AL0	12.70	2.09% 0.26		24/04/29 17:35:11	19,857 252,497.00
APERAM S.A. LU0569974404	28.00	0.36% 0.10		24/04/29 17:35:20	130,895 3,650,663.00
ARAMIS GROUP SAS FR0014003U94	3.61	1.12% 0.04		24/04/29 17:35:19	64,996 234,485.00
ARCELORMITTAL S.A. LU1598757687	24.05	1.26% 0.30		24/04/29 17:35:09	2,081,041 49,944,524.00
ARGAN FR0010481960	73.40	0.96% 0.70		24/04/29 17:35:01	14,855 1,095,887.00
ARKEMA S.A. FR0010313833	97.40	1.19% 1.15		24/04/29 17:35:23	92,746 9,022,032.00
ARTMARKET.COM S.A. FR0000074783	4.60	2.91% 0.13		24/04/29 17:35:10	1,879 8,559.00

ASSYSTEM S.A. FR0000074148	54.70	0.74% 0.40		24/04/29 17:35:21	5,184 284,092.00
ATOS SE FR0000051732	2.274	19.18% 0.37		24/04/29 17:38:35	6,868,313 15,543,144.00
AVENIR TELECOM S.A. FR001400CFI7	0.13	0.78% 0.00		24/04/29 17:35:10	37,462 4,800.00
AXA S.A. FR0000120628	34.19	1.00% 0.34		24/04/29 17:35:20	3,917,606 132,150,292.00
AÉROPORTS DE PARIS S.A. FR0010340141	118.30	-0.17% -0.20		24/04/29 17:35:14	72,069 8,546,633.00
BALYO SA EUR0.08 FR0013258399	0.562	-5.86% -0.04		24/04/29 17:37:24	11,046 6,338.00
BASTIDE, LE CONFORT MED. ... FR0000035370	18.20	3.29% 0.58		24/04/29 17:35:10	19,573 350,882.00
BELIEVE SA EUR0.005 FR0014003FE9	15.08	0.53% 0.08		24/04/29 17:35:02	73,210 1,102,158.00
BENETEAU S.A. FR0000035164	12.36	0.98% 0.12		24/04/29 17:35:12	109,018 1,338,560.00
BIGBEN INTERACTIVE S.A. FR0000074072	2.49	0.00% 0.00		24/04/29 17:35:10	9,576 23,791.00
BIOMERIEUX FR0013280286	102.30	0.79% 0.80		24/04/29 17:37:07	86,178 8,808,141.00
BNP PARIBAS S.A. FR0000131104	67.72	1.06% 0.71		24/04/29 17:36:24	2,454,535 166,199,141.00
BOIRON S.A. FR0000061129	34.15	1.19% 0.40		24/04/29 17:35:27	2,453 83,853.00
BOLLORÉ S.A. FR0000039299	6.135	-1.45% -0.09		24/04/29 17:35:13	572,608 3,497,517.00
BONDUELLE SA FR0000063935	7.78	0.65% 0.05		24/04/29 17:35:12	17,115 132,865.00
BOUYGUES S.A. FR0000120503	36.56	0.88% 0.32		24/04/29 17:35:02	772,896 28,271,119.00
BUREAU VERITAS S.A. FR0006174348	27.48	-0.72% -0.20		24/04/29 17:35:30	659,964 18,161,175.00
CAFOM S.A. FR0010151589	9.16	-0.43% -0.04		24/04/29 12:26:45	3,205 29,353.00
CAPGEMINI SE FR0000125338	205.50	1.18% 2.40		24/04/29 17:36:16	383,458 78,786,499.00
CARMILA SA FR0010828137	15.84	-6.05% -1.02		24/04/29 17:35:26	63,293 1,000,255.00
CARREFOUR SA FR0000120172	15.89	-0.19% -0.03		24/04/29 17:35:15	776,080 12,343,875.00
CASINO GUICHARD-PERRACHON... FR0000125585	0.0289	1.40% 0.00		24/04/29 17:35:19	24,343,878 703,275.00
CATANA GROUP FR0010193052	4.935	1.86% 0.09		24/04/29 17:37:58	45,773 225,361.00
CEGEDIM S.A. FR0000053506	14.10	2.55% 0.35		24/04/29 17:35:10	8,974 124,654.00
CGG S.A. FR0013181864	0.4061	-0.37% -0.00		24/04/29 17:35:27	2,813,948 1,153,238.00
CHARGEURS SA FR0000130692	11.38	0.00% 0.00		24/04/29 17:35:00	7,475 84,995.00
CLARANOVA SE FR0013426004	2.42	-0.82% -0.02		24/04/29 17:35:03	108,932 262,794.00
CLARIANE SE	2.22	18.09%		24/04/29	1,844,697

FR0010386334		0.34		17:37:49	3,824,585.00
COFACE S.A. FR0010667147	14.55	0.62% 0.09		24/04/29 17:35:09	190,646 2,768,050.00
COMPAGNIE DE SAINT-GOBAIN... FR0000125007	74.70	-0.72% -0.54		24/04/29 17:35:18	1,180,241 88,273,846.00
COMPAGNIE DES ALPES S.A. FR0000053324	13.86	-0.57% -0.08		24/04/29 17:35:21	31,972 445,130.00
COMPAGNIE GENERALE DES ET... FR001400AJ45	36.32	1.97% 0.70		24/04/29 17:35:18	1,322,178 47,996,612.00
COMPAGNIE PLASTIC OMNIUM ... FR0000124570	11.94	2.49% 0.29		24/04/29 17:35:28	149,999 1,788,969.00
COVIVIO SA FR0000064578	47.32	1.55% 0.72		24/04/29 17:35:11	90,324 4,267,994.00
CRÉDIT AGRICOLE S.A. FR0000045072	14.55	-0.03% -0.01		24/04/29 17:35:26	3,980,428 58,014,778.00
DANONE S.A. FR0000120644	58.66	0.62% 0.36		24/04/29 17:39:18	1,032,070 60,500,235.00
DASSAULT AVIATION S.A. FR0014004L86	202.80	-0.49% -1.00		24/04/29 17:35:27	22,002 4,465,649.00
DASSAULT SYSTÈMES SE FR0014003TT8	37.52	-0.66% -0.25		24/04/29 17:35:19	1,967,874 74,038,429.00
DBV TECHNOLOGIES FR0010417345	1.244	4.89% 0.06		24/04/29 17:35:03	81,522 99,223.00
DEKUPLE FR0000062978	39.00	6.56% 2.40		24/04/29 17:35:20	3,580 136,910.00
DERICHEBOURG SA FR0000053381	4.048	3.53% 0.14		24/04/29 17:35:05	266,090 1,066,614.00
EDENRED S.A. FR0010908533	45.27	0.71% 0.32		24/04/29 17:35:29	310,758 14,088,053.00
EIFFAGE S.A. FR0000130452	100.60	-0.05% -0.05		24/04/29 17:35:16	159,867 16,118,246.00
EKINOPS S.A.S. FR0011466069	3.30	-1.49% -0.05		24/04/29 17:35:18	10,268 34,096.00
ELIOR GROUP SA FR0011950732	2.536	4.97% 0.12		24/04/29 17:35:05	657,120 1,650,555.00
ELIS S.A. FR0012435121	21.32	-0.56% -0.12		24/04/29 17:35:07	208,472 4,455,830.00
EMEIS FR001400NLM4	13.60	6.25% 0.80		24/04/29 17:38:36	566,182 7,685,009.00
ENGIE S.A. FR0010208488	16.25	0.93% 0.15		24/04/29 17:35:04	6,823,459 110,877,608.00
ERAMET S.A. FR0000131757	93.50	5.95% 5.25		24/04/29 17:35:27	183,247 16,707,321.00
ERYTECH PHARMA S.A. FR001400K4B1	2.955	0.17% 0.01		24/04/29 17:11:54	1,446 4,265.00
ESSILORLUXOTTICA FR0000121667	201.60	-0.84% -1.70		24/04/29 17:35:41	287,079 58,038,560.00
ESSO S.A.F. FR0000120669	175.80	1.62% 2.80		24/04/29 17:37:08	18,466 3,219,195.00
EURAZEO SE FR0000121121	86.00	1.24% 1.05		24/04/29 17:35:18	66,749 5,732,557.00
EUROAPI SAS FR0014008VX5	2.918	5.72% 0.16		24/04/29 17:35:11	206,424 591,427.00
EUROFINS SCIENTIFIC S.E. FR0014000MR3	58.70	3.64% 2.06		24/04/29 17:35:14	359,359 20,992,030.00

EURONEXT N.V. NL0006294274	84.60	0.24% 0.20		24/04/29 17:35:22	105,772 8,939,875.00
EUTELSAT COMMUNICATIONS FR0010221234	3.794	-2.37% -0.09		24/04/29 17:35:33	113,710 434,905.00
EXAIL TECHNOLOGIES SA FR0000062671	19.70	1.97% 0.38		24/04/29 17:35:02	12,482 243,775.00
EXCLUSIVE NETWORKS SA FR0014005DA7	20.25	-0.74% -0.15		24/04/29 17:35:11	30,815 625,539.00
FNAC DARTY SA FR0011476928	33.80	3.52% 1.15		24/04/29 17:35:07	30,347 1,011,053.00
FORVIA SE FR0000121147	15.02	4.78% 0.69		24/04/29 17:35:04	1,293,573 19,295,141.00
GAZTRANSPORT ET TECHNIGAZ... FR0011726835	129.80	-0.15% -0.20		24/04/29 17:35:05	61,953 8,044,108.00
GECINA S.A. FR0010040865	95.80	0.63% 0.60		24/04/29 17:37:43	86,944 8,329,710.00
GENFIT S.A. FR0004163111	3.23	0.62% 0.02		24/04/29 17:35:13	38,087 122,225.00
GENSIGHT BIOLOGICS SA FR0013183985	0.41	-2.26% -0.01		24/04/29 17:23:33	81,664 32,047.00
GETLINK SE FR0010533075	15.715	-0.60% -0.10		24/04/29 17:35:00	594,976 9,385,845.00
GL EVENTS SA FR0000066672	19.00	-1.76% -0.34		24/04/29 17:35:06	14,020 266,241.00
GRAINES VOLTZ FR0000065971	23.10	-0.86% -0.20		24/04/29 17:08:29	345 8,035.00
GUERBET SA FR0000032526	37.00	-1.07% -0.40		24/04/29 17:35:14	20,428 745,734.00
GUILLEMOT CORP. FR0000066722	5.52	0.00% 0.00		24/04/29 17:13:15	12,953 71,438.00
HAULOTTE GROUP FR0000066755	2.10	-0.94% -0.02		24/04/29 17:35:05	23,974 50,494.00
HERMES INTERNATIONAL SA FR0000052292	2,298.00	-2.21% -52.00		24/04/29 17:35:26	33,524 77,621,411.00
HIGH CO. FR0000054231	3.15	-0.63% -0.02		24/04/29 17:18:02	15,236 48,239.00
ICADE SA FR0000035081	25.58	2.32% 0.58		24/04/29 17:36:15	65,041 1,652,108.00
ID LOGISTICS GROUP FR0010929125	346.00	1.02% 3.50		24/04/29 17:35:29	1,689 582,830.00
IMERYS S.A. FR0000120859	31.04	2.04% 0.62		24/04/29 17:35:21	106,091 3,264,116.00
INNATE PHARMA SA FR0010331421	2.23	-0.67% -0.02		24/04/29 17:35:21	16,464 36,843.00