

## CAC ALL-TRADABLE

ISIN: **FR0003999499** WKN: -

## Overview

2024/04/26 18:05:02

Price

**5,977.39** EURDifference  0.90% (53.27)

## General attributes

ISIN	FR0003999499
Symbol	CACT
Country	France
Instruments in index	202
Type of index	-
Security type	Index

## Market data

Open	5,960.48 EUR
High	5,996.80 EUR
Low	5,934.48 EUR
Close (prev. day)	5,924.12 EUR
Trading volume (m)	143,355,918
Volume (pcs)	4,247,720,015

## Top 5

Name 	Price	+ - (%) 	Trend 
CLARIANE S...	1.88	+18.69 	
ERAMET S.A...	88.25	+11.29 	
EMEIS	12.80	+7.29 	
NEXITY SA	10.22	+7.18 	
COMPAGNIE ...	75.24	+6.88 	

Intraday 1w 1m 6m 1y 3y

## Flop 5

Name 	Price	+ - (%) 	Trend 
ALTEN S.A.	114.20	-11.40 	
MANITOU B...	22.65	-8.30 	
VUSIONGROU...	126.50	-5.24 	
MYHOTELMAT...	1.02	-5.12 	
CAFOM S.A.	9.20	-4.96 	

Intraday 1w 1m 6m 1y 3y

5y



Information about previous performance does not guarantee future performance.

Source: FactSet

## Recent research

on market

Date	Headline	Download 
2024/04/26	 Week Ahead	
2024/04/26	 Wochenausblick	
2024/04/26	 Global Equity Ratings	
2024/04/26	 Aktienempfehlungen Global	
2024/04/24	 Credit Markets Weekly	

**Futures and Options**

**Related Futures** -

**Related Options** -

## Details

2024/04/26 18:05:02

### Price

**5,977.39** EUR

 Difference ▲ 0.90% (53.27)

### General attributes

ISIN FR0003999499

Symbol CACT

Country France

Security type Index

Instruments in index 202

### Market data

Open 5,960.48 EUR

High 5,996.80 EUR

Low 5,934.48 EUR

Close (prev. day) 5,924.12 EUR

Trading volume (m) 143,355,918

Volume (pcs) 4,247,720,015

### Performance and Risk

	6m	1y	3y
Perf (%)	+17.23%	+7.45%	+23.29%
Perf (abs.)	+878.64	+414.23	+1,129.21
Beta	-	-	-
Volatility	9.86	11.91	16.80











Information about previous performance does not guarantee future performance.  
Source: FactSet

### Price data






















Ø price 5 days   Ø volume 5 days (pcs.)	5,963.35 EUR (127,182,805)
Ø price 30 days   Ø volume 30 days (pcs.)	5,986.99 EUR (172,463,986)
Ø price 100 days   Ø volume 100 days (pcs.)	5,760.17 EUR (274,073,418)
Ø price 250 days   Ø volume 250 days (pcs.)	5,534.17 EUR (183,905,497)
YTD High   date	6,103.38 EUR (2024/04/02)
YTD Low   date	5,408.75 EUR (2024/01/17)
52 Weeks High   date	6,103.38 EUR (2024/04/02)
52 Weeks Low   date	5,019.79 EUR (2023/10/23)

## Composition

Name ISIN	Price	Diff % Diff +/-	Performance	Date Time	Turnover Pc. Turnover Money
AB SCIENCE S.A. FR0010557264	1.936	2.76% 0.05		24/04/26 17:35:15	32,531 62,625.00
ABIONYX PHARMA S.A. FR0012616852	1.024	0.59% 0.01		24/04/26 17:35:24	25,009 25,295.00
ABIVAX S.A. FR0012333284	14.82	0.54% 0.08		24/04/26 17:35:09	13,478 198,590.00
ACCOR S.A. FR0000120404	42.28	1.39% 0.58		24/04/26 17:35:06	728,827 30,341,255.00
ACTEOS S.A. FR0000076861	1.35	1.50% 0.02		24/04/26 17:27:58	23,045 30,009.00
ADOCIA SAS FR0011184241	8.43	4.46% 0.36		24/04/26 17:35:06	84,905 714,204.00
ADUX FR0012821890	1.24	-0.80% -0.01		24/04/26 17:35:09	7,322 8,939.00
AIR FRANCE-KLM SA FR001400J770	9.72	0.31% 0.03		24/04/26 17:37:51	1,369,653 13,446,658.00
AIR LIQUIDE SA FR0000120073	185.18	0.85% 1.56		24/04/26 17:35:13	448,998 82,779,759.00
AIRBUS SE NL0000235190	157.06	-0.92% -1.46		24/04/26 17:35:29	1,450,081 226,262,077.00
AKWEL S.A. FR0000053027	13.24	-2.50% -0.34		24/04/26 17:35:16	1,727 23,008.00
ALD EUR1.5 FR0013258662	6.195	5.63% 0.33		24/04/26 17:35:18	692,988 4,127,345.00
ALSTOM SA FR0010220475	15.045	0.94% 0.14		24/04/26 17:38:27	1,547,061 23,245,720.00
ALTAREA S.C.A. FR0000033219	79.70	1.27% 1.00		24/04/26 17:35:24	2,916 232,039.00
ALTEN S.A. FR0000071946	114.20	-11.40% -14.70		24/04/26 17:37:20	124,008 12,976,278.00
AMUNDI S.A. FR0004125920	65.75	3.30% 2.10		24/04/26 17:35:04	320,332 20,938,639.00
ANTIN INFRASTRUCTURE PART... FR0014005AL0	12.44	1.47% 0.18		24/04/26 17:35:11	18,675 232,711.00
APERAM S.A. LU0569974404	27.90	1.97% 0.54		24/04/26 17:35:17	156,199 4,352,590.00
ARAMIS GROUP SAS FR0014003U94	3.57	2.29% 0.08		24/04/26 17:35:29	48,085 171,357.00
ARCELORMITTAL S.A. LU1598757687	23.75	0.89% 0.21		24/04/26 17:37:40	2,295,626 54,778,936.00
ARGAN FR0010481960	72.70	1.54% 1.10		24/04/26 17:37:00	20,231 1,390,256.00
ARKEMA S.A. FR0010313833	96.25	1.74% 1.65		24/04/26 17:35:08	74,633 7,087,770.00
ARTMARKET.COM S.A. FR0000074783	4.47	-1.11% -0.05		24/04/26 17:35:08	1,369 6,138.00

ASSYSTEM S.A. FR0000074148	54.30	3.04% 1.60		24/04/26 17:35:02	48,147 2,581,995.00
ATOS SE FR0000051732	1.908	0.93% 0.02		24/04/26 17:35:25	923,598 1,761,472.00
AVENIR TELECOM S.A. FR001400CFI7	0.129	0.78% 0.00		24/04/26 17:35:24	93,993 11,981.00
AXA S.A. FR0000120628	33.85	0.15% 0.05		24/04/26 17:35:06	3,241,106 109,852,044.00
AÉROPORTS DE PARIS S.A. FR0010340141	118.50	1.37% 1.60		24/04/26 17:35:30	142,907 16,870,270.00
BALYO SA EUR0.08 FR0013258399	0.597	-3.55% -0.02		24/04/26 17:35:27	1,079 626.00
BASTIDE, LE CONFORT MED. ... FR0000035370	17.62	5.13% 0.86		24/04/26 17:35:04	30,215 517,324.00
BELIEVE SA EUR0.005 FR0014003FE9	15.00	0.27% 0.04		24/04/26 17:35:03	2,825,256 42,379,475.00
BENETEAU S.A. FR0000035164	12.24	-0.49% -0.06		24/04/26 17:35:14	55,679 639,704.00
BIGBEN INTERACTIVE S.A. FR0000074072	2.49	1.63% 0.04		24/04/26 17:35:24	6,617 16,120.00
BIOMERIEUX FR0013280286	101.50	2.01% 2.00		24/04/26 17:35:04	49,384 4,817,329.00
BNP PARIBAS S.A. FR0000131104	67.01	-1.97% -1.35		24/04/26 17:35:21	3,211,049 215,595,072.00
BOIRON S.A. FR0000061129	33.75	-1.60% -0.55		24/04/26 17:35:07	6,557 226,254.00
BOLLORÉ S.A. FR0000039299	6.225	0.57% 0.04		24/04/26 17:35:13	492,887 3,069,479.00
BONDUELLE SA FR0000063935	7.73	1.98% 0.15		24/04/26 17:35:03	11,772 91,022.00
BOUYGUES S.A. FR0000120503	36.24	1.06% 0.38		24/04/26 17:38:28	688,082 24,928,687.00
BUREAU VERITAS S.A. FR0006174348	27.68	1.32% 0.36		24/04/26 17:35:23	917,163 25,179,259.00
CAFOM S.A. FR0010151589	9.20	-4.96% -0.48		24/04/26 17:02:07	4,122 38,079.00
CAPGEMINI SE FR0000125338	203.10	0.99% 2.00		24/04/26 17:35:24	219,551 44,341,390.00
CARMILA SA FR0010828137	16.86	0.60% 0.10		24/04/26 17:35:05	49,655 837,517.00
CARREFOUR SA FR0000120172	15.92	1.43% 0.23		24/04/26 17:35:16	1,710,433 27,230,193.00
CASINO GUICHARD-PERRACHON... FR0000125585	0.0285	0.00% 0.00		24/04/26 17:35:19	38,149,893 1,090,984.00
CATANA GROUP FR0010193052	4.845	0.31% 0.02		24/04/26 17:35:15	38,681 187,861.00
CEGEDIM S.A. FR0000053506	13.75	1.85% 0.25		24/04/26 17:35:14	11,869 161,824.00
CGG S.A. FR0013181864	0.4076	-1.09% -0.00		24/04/26 17:35:24	3,804,665 1,574,571.00
CHARGEURS SA FR0000130692	11.38	2.89% 0.32		24/04/26 17:35:19	3,749 43,048.00
CLARANOVA SE FR0013426004	2.44	-2.20% -0.06		24/04/26 17:35:10	147,798 359,434.00
CLARIANE SE	1.88	18.69%		24/04/26	1,415,480

FR0010386334		0.30		17:36:57	2,536,385.00
COFACE S.A. FR0010667147	14.46	0.00% 0.00		24/04/26 17:35:05	171,977 2,403,591.00
COMPAGNIE DE SAINT-GOBAIN... FR0000125007	75.24	6.88% 4.84		24/04/26 17:35:20	1,714,163 127,773,288.00
COMPAGNIE DES ALPES S.A. FR0000053324	13.94	-0.43% -0.06		24/04/26 17:35:26	41,517 580,068.00
COMPAGNIE GENERALE DES ET... FR001400AJ45	35.62	-0.61% -0.22		24/04/26 17:35:27	1,647,581 58,562,490.00
COMPAGNIE PLASTIC OMNIUM ... FR0000124570	11.65	0.43% 0.05		24/04/26 17:35:03	145,567 1,689,732.00
COVIVIO SA FR0000064578	46.60	3.93% 1.76		24/04/26 17:35:16	100,944 4,678,775.00
CRÉDIT AGRICOLE S.A. FR0000045072	14.555	0.55% 0.08		24/04/26 17:35:19	5,295,368 76,806,958.00
DANONE S.A. FR0000120644	58.30	-1.69% -1.00		24/04/26 17:35:03	1,267,351 73,479,425.00
DASSAULT AVIATION S.A. FR0014004L86	203.80	0.99% 2.00		24/04/26 17:35:23	19,478 3,903,046.00
DASSAULT SYSTÈMES SE FR0014003TT8	37.77	1.29% 0.48		24/04/26 17:35:28	3,052,965 108,921,911.00
DBV TECHNOLOGIES FR0010417345	1.186	-1.17% -0.01		24/04/26 17:35:05	37,915 45,058.00
DEKUPLE FR0000062978	36.60	-1.08% -0.40		24/04/26 16:51:45	655 24,030.00
DERICHEBOURG SA FR0000053381	3.91	1.35% 0.05		24/04/26 17:35:06	168,046 660,929.00
EDENRED S.A. FR0010908533	44.95	-0.16% -0.07		24/04/26 17:35:22	383,264 17,275,635.00
EIFFAGE S.A. FR0000130452	100.65	1.18% 1.17		24/04/26 17:35:26	183,456 18,469,644.00
EKINOPS S.A.S. FR0011466069	3.35	0.15% 0.01		24/04/26 17:35:21	4,392 14,738.00
ELIOR GROUP SA FR0011950732	2.416	2.63% 0.06		24/04/26 17:35:02	237,551 574,006.00
ELIS S.A. FR0012435121	21.44	0.00% 0.00		24/04/26 17:35:23	141,323 3,033,238.00
EMEIS FR001400NLM4	12.80	7.29% 0.87		24/04/26 17:35:14	439,195 5,570,947.00
ENGIE S.A. FR0010208488	16.10	0.12% 0.02		24/04/26 17:39:37	6,124,533 98,655,360.00
ERAMET S.A. FR0000131757	88.25	11.29% 8.95		24/04/26 17:35:24	347,135 29,810,225.00
ERYTECH PHARMA S.A. FR001400K4B1	2.95	0.00% 0.00		24/04/26 17:35:26	16,261 47,933.00
ESSILORLUXOTTICA FR0000121667	203.30	0.84% 1.70		24/04/26 17:35:17	289,446 58,408,832.00
ESSO S.A.F. FR0000120669	173.00	2.13% 3.60		24/04/26 17:35:33	23,023 3,959,594.00
EURAZEO SE FR0000121121	84.95	3.16% 2.60		24/04/26 17:35:28	115,364 9,805,102.00
EUROAPI SAS FR0014008VX5	2.76	6.32% 0.16		24/04/26 17:35:19	241,107 652,150.00
EUROFINS SCIENTIFIC S.E. FR0014000MR3	56.64	-1.50% -0.86		24/04/26 17:35:15	413,821 23,321,839.00

EURONEXT N.V. NL0006294274	84.40	0.84% 0.70		24/04/26 17:36:40	149,538 12,612,587.00
EUTELSAT COMMUNICATIONS FR0010221234	3.886	3.30% 0.12		24/04/26 17:35:19	144,029 555,465.00
EXAIL TECHNOLOGIES SA FR0000062671	19.32	0.84% 0.16		24/04/26 17:36:34	13,997 270,447.00
EXCLUSIVE NETWORKS SA FR0014005DA7	20.40	0.74% 0.15		24/04/26 17:35:11	32,206 656,550.00
FNAC DARTY SA FR0011476928	32.65	1.08% 0.35		24/04/26 17:35:09	18,470 602,020.00
FORVIA SE FR0000121147	14.335	0.99% 0.14		24/04/26 17:35:16	770,113 11,038,345.00
GAZTRANSPORT ET TECHNIGAZ... FR0011726835	130.00	0.54% 0.70		24/04/26 17:39:25	103,701 13,472,248.00
GECINA S.A. FR0010040865	95.20	2.15% 2.00		24/04/26 17:35:52	117,652 11,178,876.00
GENFIT S.A. FR0004163111	3.21	1.58% 0.05		24/04/26 17:35:02	25,045 79,865.00
GENSIGHT BIOLOGICS SA FR0013183985	0.4195	0.36% 0.00		24/04/26 16:03:25	10,572 4,378.00
GETLINK SE FR0010533075	15.81	1.12% 0.18		24/04/26 17:35:18	759,043 11,572,962.00
GL EVENTS SA FR0000066672	19.34	0.83% 0.16		24/04/26 17:35:02	5,832 112,853.00
GRAINES VOLTZ FR0000065971	23.30	0.43% 0.10		24/04/26 17:03:05	612 14,375.00
GUERBET SA FR0000032526	37.40	4.32% 1.55		24/04/26 17:35:21	62,402 2,271,517.00
GUILLEMOT CORP. FR0000066722	5.52	4.94% 0.26		24/04/26 17:15:14	46,722 262,629.00
HAULOTTE GROUP FR0000066755	2.12	0.00% 0.00		24/04/26 17:25:24	11,732 24,803.00
HERMES INTERNATIONAL SA FR0000052292	2,350.00	2.31% 53.00		24/04/26 17:35:20	50,763 118,151,201.00
HIGH CO. FR0000054231	3.17	6.38% 0.19		24/04/26 17:35:16	19,391 59,911.00
ICADE SA FR0000035081	25.00	2.21% 0.54		24/04/26 17:36:11	112,717 2,825,967.00
ID LOGISTICS GROUP FR0010929125	342.50	0.15% 0.50		24/04/26 17:35:28	3,940 1,344,200.00
IMERYS S.A. FR0000120859	30.42	2.22% 0.66		24/04/26 17:38:30	87,885 2,664,780.00
INNATE PHARMA SA FR0010331421	2.245	2.98% 0.07		24/04/26 17:35:28	61,472 137,565.00