

CAC ALL-TRADABLE

ISIN: FR0003999499 WKN: -

Overview

2024/04/26 18:05:02

Price

5,977.39 EURDifference  0.90% (53.27)

General attributes

ISIN	FR0003999499
Symbol	CACT
Country	France
Instruments in index	202
Type of index	-
Security type	Index

Market data

Open	5,960.48 EUR
High	5,996.80 EUR
Low	5,934.48 EUR
Close (prev. day)	5,924.12 EUR
Trading volume (m)	143,355,918
Volume (pcs)	4,247,720,015

Top 5

Name 	Price	+ - (%) 	Trend 
CLARIANE S...	1.88	+18.69 	
ERAMET S.A...	88.25	+11.29 	
EMEIS	12.80	+7.29 	
NEXITY SA	10.22	+7.18 	
COMPAGNIE ...	75.24	+6.88 	

Intraday 1w 1m 6m 1y 3y

Flop 5

Name 	Price	+ - (%) 	Trend 
ALTEN S.A.	114.20	-11.40 	
MANITOU B...	22.65	-8.30 	
VUSIONGROU...	126.50	-5.24 	
MYHOTELMAT...	1.02	-5.12 	
CAFOM S.A.	9.20	-4.96 	

Intraday 1w 1m 6m 1y 3y

5y



Information about previous performance does not guarantee future performance.

Source: FactSet

Recent research

on market

Date	Headline	Download 
2024/04/26	 Week Ahead	
2024/04/26	 Wochenausblick	
2024/04/26	 Global Equity Ratings	
2024/04/26	 Aktienempfehlungen Global	
2024/04/24	 Credit Markets Weekly	

Futures and Options

Related Futures -

Related Options -

Details

2024/04/26 18:05:02

Price

5,977.39 EUR

 Difference ▲ 0.90% (53.27)

General attributes

ISIN FR0003999499

Symbol CACT

Country France

Security type Index

Instruments in index 202

Market data

Open 5,960.48 EUR

High 5,996.80 EUR

Low 5,934.48 EUR

Close (prev. day) 5,924.12 EUR

Trading volume (m) 143,355,918

Volume (pcs) 4,247,720,015

Performance and Risk

	6m	1y	3y
Perf (%)	+17.23%	+7.45%	+23.29%
Perf (abs.)	+878.64	+414.23	+1,129.21
Beta	-	-	-
Volatility	9.86	11.91	16.80



Information about previous performance does not guarantee future performance.







Source: FactSet

Price data























Ø price 5 days Ø volume 5 days (pcs.)	5,963.35 EUR (127,182,805)
Ø price 30 days Ø volume 30 days (pcs.)	5,986.99 EUR (172,463,986)
Ø price 100 days Ø volume 100 days (pcs.)	5,760.17 EUR (274,073,418)
Ø price 250 days Ø volume 250 days (pcs.)	5,534.17 EUR (183,905,497)
YTD High date	6,103.38 EUR (2024/04/02)
YTD Low date	5,408.75 EUR (2024/01/17)
52 Weeks High date	6,103.38 EUR (2024/04/02)
52 Weeks Low date	5,019.79 EUR (2023/10/23)

Composition

Name ISIN	Price	Diff % Diff +/-	Performance	Date Time	Turnover Pc. Turnover Money
AB SCIENCE S.A. FR0010557264	1.936	2.76% 0.05		24/04/26 17:35:15	32,531 62,625.00
ABIONYX PHARMA S.A. FR0012616852	1.024	0.59% 0.01		24/04/26 17:35:24	25,009 25,295.00
ABIVAX S.A. FR0012333284	14.82	0.54% 0.08		24/04/26 17:35:09	13,478 198,590.00
ACCOR S.A. FR0000120404	42.28	1.39% 0.58		24/04/26 17:35:06	728,827 30,341,255.00
ACTEOS S.A. FR0000076861	1.35	1.50% 0.02		24/04/26 17:27:58	23,045 30,009.00
ADOCIA SAS FR0011184241	8.43	4.46% 0.36		24/04/26 17:35:06	84,905 714,204.00
ADUX FR0012821890	1.24	-0.80% -0.01		24/04/26 17:35:09	7,322 8,939.00
AIR FRANCE-KLM SA FR001400J770	9.72	0.31% 0.03		24/04/26 17:37:51	1,369,653 13,446,658.00
AIR LIQUIDE SA FR0000120073	185.18	0.85% 1.56		24/04/26 17:35:13	448,998 82,779,759.00
AIRBUS SE NL0000235190	157.06	-0.92% -1.46		24/04/26 17:35:29	1,450,081 226,262,077.00
AKWEL S.A. FR0000053027	13.24	-2.50% -0.34		24/04/26 17:35:16	1,727 23,008.00
ALD EUR1.5 FR0013258662	6.195	5.63% 0.33		24/04/26 17:35:18	692,988 4,127,345.00
ALSTOM SA FR0010220475	15.045	0.94% 0.14		24/04/26 17:38:27	1,547,061 23,245,720.00
ALTAREA S.C.A. FR0000033219	79.70	1.27% 1.00		24/04/26 17:35:24	2,916 232,039.00
ALTEN S.A. FR0000071946	114.20	-11.40% -14.70		24/04/26 17:37:20	124,008 12,976,278.00
AMUNDI S.A. FR0004125920	65.75	3.30% 2.10		24/04/26 17:35:04	320,332 20,938,639.00
ANTIN INFRASTRUCTURE PART... FR0014005AL0	12.44	1.47% 0.18		24/04/26 17:35:11	18,675 232,711.00
APERAM S.A. LU0569974404	27.90	1.97% 0.54		24/04/26 17:35:17	156,199 4,352,590.00
ARAMIS GROUP SAS FR0014003U94	3.57	2.29% 0.08		24/04/26 17:35:29	48,085 171,357.00
ARCELORMITTAL S.A. LU1598757687	23.75	0.89% 0.21		24/04/26 17:37:40	2,295,626 54,778,936.00
ARGAN FR0010481960	72.70	1.54% 1.10		24/04/26 17:37:00	20,231 1,390,256.00
ARKEMA S.A. FR0010313833	96.25	1.74% 1.65		24/04/26 17:35:08	74,633 7,087,770.00
ARTMARKET.COM S.A. FR0000074783	4.47	-1.11% -0.05		24/04/26 17:35:08	1,369 6,138.00

ASSYSTEM S.A. FR0000074148	54.30	3.04% 1.60		24/04/26 17:35:02	48,147 2,581,995.00
ATOS SE FR0000051732	1.908	0.93% 0.02		24/04/26 17:35:25	923,598 1,761,472.00
AVENIR TELECOM S.A. FR001400CFI7	0.129	0.78% 0.00		24/04/26 17:35:24	93,993 11,981.00
AXA S.A. FR0000120628	33.85	0.15% 0.05		24/04/26 17:35:06	3,241,106 109,852,044.00
AÉROPORTS DE PARIS S.A. FR0010340141	118.50	1.37% 1.60		24/04/26 17:35:30	142,907 16,870,270.00
BALYO SA EUR0.08 FR0013258399	0.597	-3.55% -0.02		24/04/26 17:35:27	1,079 626.00
BASTIDE, LE CONFORT MED. ... FR0000035370	17.62	5.13% 0.86		24/04/26 17:35:04	30,215 517,324.00
BELIEVE SA EUR0.005 FR0014003FE9	15.00	0.27% 0.04		24/04/26 17:35:03	2,825,256 42,379,475.00
BENETEAU S.A. FR0000035164	12.24	-0.49% -0.06		24/04/26 17:35:14	55,679 639,704.00
BIGBEN INTERACTIVE S.A. FR0000074072	2.49	1.63% 0.04		24/04/26 17:35:24	6,617 16,120.00
BIOMERIEUX FR0013280286	101.50	2.01% 2.00		24/04/26 17:35:04	49,384 4,817,329.00
BNP PARIBAS S.A. FR0000131104	67.01	-1.97% -1.35		24/04/26 17:35:21	3,211,049 215,595,072.00
BOIRON S.A. FR0000061129	33.75	-1.60% -0.55		24/04/26 17:35:07	6,557 226,254.00
BOLLORÉ S.A. FR0000039299	6.225	0.57% 0.04		24/04/26 17:35:13	492,887 3,069,479.00
BONDUELLE SA FR0000063935	7.73	1.98% 0.15		24/04/26 17:35:03	11,772 91,022.00
BOUYGUES S.A. FR0000120503	36.24	1.06% 0.38		24/04/26 17:38:28	688,082 24,928,687.00
BUREAU VERITAS S.A. FR0006174348	27.68	1.32% 0.36		24/04/26 17:35:23	917,163 25,179,259.00
CAFOM S.A. FR0010151589	9.20	-4.96% -0.48		24/04/26 17:02:07	4,122 38,079.00
CAPGEMINI SE FR0000125338	203.10	0.99% 2.00		24/04/26 17:35:24	219,551 44,341,390.00
CARMILA SA FR0010828137	16.86	0.60% 0.10		24/04/26 17:35:05	49,655 837,517.00
CARREFOUR SA FR0000120172	15.92	1.43% 0.23		24/04/26 17:35:16	1,710,433 27,230,193.00
CASINO GUICHARD-PERRACHON... FR0000125585	0.0285	0.00% 0.00		24/04/26 17:35:19	38,149,893 1,090,984.00
CATANA GROUP FR0010193052	4.845	0.31% 0.02		24/04/26 17:35:15	38,681 187,861.00
CEGEDIM S.A. FR0000053506	13.75	1.85% 0.25		24/04/26 17:35:14	11,869 161,824.00
CGG S.A. FR0013181864	0.4076	-1.09% -0.00		24/04/26 17:35:24	3,304,707 1,370,788.00
CHARGEURS SA FR0000130692	11.38	2.89% 0.32		24/04/26 17:35:19	3,749 43,048.00
CLARANOVA SE FR0013426004	2.44	-2.20% -0.06		24/04/26 17:35:10	147,798 359,434.00
CLARIANE SE	1.88	18.69%		24/04/26	1,415,480

FR0010386334		0.30		17:36:57	2,536,385.00
COFACE S.A. FR0010667147	14.46	0.00% 0.00		24/04/26 17:35:05	171,977 2,403,591.00
COMPAGNIE DE SAINT-GOBAIN... FR0000125007	75.24	6.88% 4.84		24/04/26 17:35:20	1,714,163 127,773,288.00
COMPAGNIE DES ALPES S.A. FR0000053324	13.94	-0.43% -0.06		24/04/26 17:35:26	41,517 580,068.00
COMPAGNIE GENERALE DES ET... FR001400AJ45	35.62	-0.61% -0.22		24/04/26 17:35:27	1,647,581 58,562,490.00
COMPAGNIE PLASTIC OMNIUM ... FR0000124570	11.65	0.43% 0.05		24/04/26 17:35:03	145,567 1,689,732.00
COVIVIO SA FR0000064578	46.60	3.93% 1.76		24/04/26 17:35:16	100,944 4,678,775.00
CRÉDIT AGRICOLE S.A. FR0000045072	14.555	0.55% 0.08		24/04/26 17:35:19	5,295,368 76,806,958.00
DANONE S.A. FR0000120644	58.30	-1.69% -1.00		24/04/26 17:35:03	1,267,351 73,479,425.00
DASSAULT AVIATION S.A. FR0014004L86	203.80	0.99% 2.00		24/04/26 17:35:23	16,601 3,316,714.00
DASSAULT SYSTÈMES SE FR0014003TT8	37.77	1.29% 0.48		24/04/26 17:35:28	3,052,965 108,921,911.00
DBV TECHNOLOGIES FR0010417345	1.186	-1.17% -0.01		24/04/26 17:35:05	37,915 45,058.00
DEKUPLE FR0000062978	36.60	-1.08% -0.40		24/04/26 16:51:45	655 24,030.00
DERICHEBOURG SA FR0000053381	3.91	1.35% 0.05		24/04/26 17:35:06	168,046 660,929.00
EDENRED S.A. FR0010908533	44.95	-0.16% -0.07		24/04/26 17:35:22	383,264 17,275,635.00
EIFFAGE S.A. FR0000130452	100.65	1.18% 1.17		24/04/26 17:35:26	183,456 18,469,644.00
EKINOPS S.A.S. FR0011466069	3.35	0.15% 0.01		24/04/26 17:35:21	4,392 14,738.00
ELIOR GROUP SA FR0011950732	2.416	2.63% 0.06		24/04/26 17:35:02	237,551 574,006.00
ELIS S.A. FR0012435121	21.44	0.00% 0.00		24/04/26 17:35:23	141,323 3,033,238.00
EMEIS FR001400NLM4	12.80	7.29% 0.87		24/04/26 17:35:14	439,195 5,570,947.00
ENGIE S.A. FR0010208488	16.10	0.12% 0.02		24/04/26 17:39:37	6,124,533 98,655,360.00
ERAMET S.A. FR0000131757	88.25	11.29% 8.95		24/04/26 17:35:24	347,135 29,810,225.00
ERYTECH PHARMA S.A. FR001400K4B1	2.95	0.00% 0.00		24/04/26 17:35:26	16,261 47,933.00
ESSILORLUXOTTICA FR0000121667	203.30	0.84% 1.70		24/04/26 17:35:17	333,134 67,290,602.00
ESSO S.A.F. FR0000120669	173.00	2.13% 3.60		24/04/26 17:35:33	23,023 3,959,594.00
EURAZEO SE FR0000121121	84.95	3.16% 2.60		24/04/26 17:35:28	115,364 9,805,102.00
EUROAPI SAS FR0014008VX5	2.76	6.32% 0.16		24/04/26 17:35:19	241,107 652,150.00
EUROFINS SCIENTIFIC S.E. FR0014000MR3	56.64	-1.50% -0.86		24/04/26 17:35:15	413,821 23,321,839.00

EURONEXT N.V. NL0006294274	84.40	0.84% 0.70		24/04/26 17:36:40	149,538 12,612,587.00
EUTELSAT COMMUNICATIONS FR0010221234	3.886	3.30% 0.12		24/04/26 17:35:19	144,029 555,465.00
EXAIL TECHNOLOGIES SA FR0000062671	19.32	0.84% 0.16		24/04/26 17:36:34	13,997 270,447.00
EXCLUSIVE NETWORKS SA FR0014005DA7	20.40	0.74% 0.15		24/04/26 17:35:11	32,206 656,550.00
FNAC DARTY SA FR0011476928	32.65	1.08% 0.35		24/04/26 17:35:09	18,470 602,020.00
FORVIA SE FR0000121147	14.335	0.99% 0.14		24/04/26 17:35:16	770,113 11,038,345.00
GAZTRANSPORT ET TECHNIGAZ... FR0011726835	130.00	0.54% 0.70		24/04/26 17:39:25	103,701 13,472,248.00
GECINA S.A. FR0010040865	95.20	2.15% 2.00		24/04/26 17:35:52	117,652 11,178,876.00
GENFIT S.A. FR0004163111	3.21	1.58% 0.05		24/04/26 17:35:02	25,045 79,865.00
GENSIGHT BIOLOGICS SA FR0013183985	0.4195	0.36% 0.00		24/04/26 16:03:25	10,572 4,378.00
GETLINK SE FR0010533075	15.81	1.12% 0.18		24/04/26 17:35:18	759,043 11,572,962.00
GL EVENTS SA FR0000066672	19.34	0.83% 0.16		24/04/26 17:35:02	5,832 112,853.00
GRAINES VOLTZ FR0000065971	23.30	0.43% 0.10		24/04/26 17:03:05	612 14,375.00
GUERBET SA FR0000032526	37.40	4.32% 1.55		24/04/26 17:35:21	62,402 2,271,517.00
GUILLEMOT CORP. FR0000066722	5.52	4.94% 0.26		24/04/26 17:15:14	46,722 262,629.00
HAULOTTE GROUP FR0000066755	2.12	0.00% 0.00		24/04/26 17:25:24	11,732 24,803.00
HERMES INTERNATIONAL SA FR0000052292	2,350.00	2.31% 53.00		24/04/26 17:35:20	50,763 118,151,201.00
HIGH CO. FR0000054231	3.17	6.38% 0.19		24/04/26 17:35:16	19,391 59,911.00
ICADE SA FR0000035081	25.00	2.21% 0.54		24/04/26 17:36:11	112,717 2,825,967.00
ID LOGISTICS GROUP FR0010929125	342.50	0.15% 0.50		24/04/26 17:35:28	3,940 1,344,200.00
IMERYS S.A. FR0000120859	30.42	2.22% 0.66		24/04/26 17:38:30	87,885 2,664,780.00
INNATE PHARMA SA FR0010331421	2.245	2.98% 0.07		24/04/26 17:35:28	61,472 137,565.00