

CAC ALL-TRADABLE

ISIN: **FR0003999499** WKN: -

Overview

2024/04/23 18:05:02

Price

5,991.54 EURDifference  0.80% (47.31)

General attributes

ISIN	FR0003999499
Symbol	CACT
Country	France
Instruments in index	202
Type of index	-
Security type	Index

Market data

Open	5,969.95 EUR
High	5,995.63 EUR
Low	5,953.71 EUR
Close (prev. day)	5,944.23 EUR
Trading volume (m)	107,800,462
Volume (pcs)	3,727,237,811

Top 5

Name 	Price	+ - (%) 	Trend 
VERIMATRIX...	0.489	+13.72	
NANOBIOTIX...	5.75	+6.88	
CHARGEURS ...	11.32	+6.79	
MEDINCELL ...	12.28	+6.23	
SARTORIUS ...	208.70	+6.21	

Intraday 1w 1m 6m 1y 3y

Flop 5

Name 	Price	+ - (%) 	Trend 
MYHOTELMAT...	1.075	-18.56	
OVH GROUPE...	7.70	-17.60	
GRAINES VO...	23.10	-5.33	
VANTIVA SA	0.148	-4.27	
SRP GROUPE	1.055	-3.65	

Intraday 1w 1m 6m 1y 3y

5y



Information about previous performance does not guarantee future performance.

Source: FactSet

Recent research

on market

Date	Headline	Download
2024/04/22	 Wird sich die Stimmung im April verbessern?	
2024/04/19	 Week Ahead	
2024/04/19	 Wochenausblick	
2024/04/17	 Credit Markets Weekly	
2024/04/17	 Credit Markets Weekly (DE)	

Futures and Options

Related Futures -

Related Options -

Details

2024/04/23 18:05:02

Price

5,991.54 EUR

 Difference ▲ 0.80% (47.31)

General attributes

ISIN FR0003999499

Symbol CACT

Country France

Security type Index

Instruments in index 202

Market data

Open 5,969.95 EUR

High 5,995.63 EUR

Low 5,953.71 EUR

Close (prev. day) 5,944.23 EUR

Trading volume (m) 107,800,462

Volume (pcs) 3,727,237,811

Performance and Risk

	6m	1y	3y
Perf (%)	+18.02%	+6.18%	+24.03%
Perf (abs.)	+914.72	+348.82	+1,160.93
Beta	-	-	-
Volatility	9.89	11.89	16.80



5y



















Information about previous performance does not guarantee future performance.
Source: FactSet

Price data

Ø price 5 days Ø volume 5 days (pcs.)	5,939.66 EUR (113,248,090)
Ø price 30 days Ø volume 30 days (pcs.)	5,987.58 EUR (174,002,332)
Ø price 100 days Ø volume 100 days (pcs.)	5,744.21 EUR (286,245,913)
Ø price 250 days Ø volume 250 days (pcs.)	5,528.82 EUR (184,166,735)
YTD High date	6,103.38 EUR (2024/04/02)
YTD Low date	5,408.75 EUR (2024/01/17)
52 Weeks High date	6,103.38 EUR (2024/04/02)
52 Weeks Low date	5,019.79 EUR (2023/10/23)

Composition

Name ISIN	Price	Diff % Diff +/-	Performance	Date Time	Turnover Pc. Turnover Money
AB SCIENCE S.A. FR0010557264	1.98	-0.90% -0.02		24/04/23 17:35:00	57,815 114,483.00
ABIONYX PHARMA S.A. FR0012616852	1.056	0.57% 0.01		24/04/23 17:35:13	21,214 21,893.00
ABIVAX S.A. FR0012333284	15.18	5.42% 0.78	█	24/04/23 17:35:21	27,184 406,554.00
ACCOR S.A. FR0000120404	40.95	2.76% 1.10	█	24/04/23 17:35:15	767,515 31,346,229.00
ACTEOS S.A. FR0000076861	1.365	0.00% 0.00		24/04/23 13:24:04	473 642.00
ADOCIA SAS FR0011184241	8.62	-0.69% -0.06		24/04/23 17:35:28	36,840 315,427.00
ADUX FR0012821890	1.29	0.78% 0.01		24/04/23 17:35:03	227 290.00
AIR FRANCE-KLM SA FR001400J770	9.934	-1.50% -0.15		24/04/23 17:35:25	1,126,343 11,267,220.00
AIR LIQUIDE SA FR0000120073	190.56	1.43% 2.68	█	24/04/23 17:35:23	262,163 49,734,656.00
AIRBUS SE NL0000235190	162.72	0.79% 1.28		24/04/23 17:35:22	777,110 126,007,971.00
AKWEL S.A. FR0000053027	13.32	-0.75% -0.10		24/04/23 17:35:08	701 9,357.00
ALD EUR1.5 FR0013258662	6.07	0.17% 0.01		24/04/23 17:35:19	235,578 1,428,289.00
ALSTOM SA FR0010220475	15.335	-0.68% -0.11		24/04/23 17:38:23	1,964,821 30,306,038.00
ALTAREA S.C.A. FR0000033219	79.00	2.20% 1.70	█	24/04/23 17:35:04	4,200 329,655.00
ALTEN S.A. FR0000071946	131.20	1.31% 1.70	█	24/04/23 17:35:10	20,876 2,696,594.00
AMUNDI S.A. FR0004125920	65.05	0.85% 0.55		24/04/23 17:35:26	117,690 7,665,328.00
ANTIN INFRASTRUCTURE PART... FR0014005AL0	12.64	0.80% 0.10		24/04/23 17:35:22	12,590 159,135.00
APERAM S.A. LU0569974404	27.02	-1.82% -0.50		24/04/23 17:35:16	149,024 4,054,979.00
ARAMIS GROUP SAS FR0014003U94	3.39	0.30% 0.01		24/04/23 17:35:19	166,293 76,200.00
ARCELORMITTAL S.A. LU1598757687	23.47	-2.65% -0.64		24/04/23 17:35:26	3,168,837 74,946,723.00
ARGAN FR0010481960	78.70	0.00% 0.00		24/04/23 17:35:02	7,787 613,260.00
ARKEMA S.A. FR0010313833	96.15	-1.74% -1.70		24/04/23 17:35:29	141,253 13,585,866.00
ARTMARKET.COM S.A. FR0000074783	4.53	1.57% 0.07	█	24/04/23 17:35:13	4,644 20,788.00

ASSYSTEM S.A. FR0000074148	52.80	1.34% 0.70		24/04/23 17:35:15	6,952 366,703.00
ATOS SE FR0000051732	1.938	1.12% 0.02		24/04/23 17:36:36	1,419,479 2,751,488.00
AVENIR TELECOM S.A. FR001400CFI7	0.1274	-2.00% -0.00		24/04/23 17:29:12	129,381 16,491.00
AXA S.A. FR0000120628	34.92	1.72% 0.59		24/04/23 17:36:11	4,815,277 167,816,078.00
AÉROPORTS DE PARIS S.A. FR0010340141	118.40	0.00% 0.00		24/04/23 17:36:42	103,680 12,219,605.00
BALYO SA EUR0.08 FR0013258399	0.633	3.77% 0.02		24/04/23 17:26:03	9,509 5,882.00
BASTIDE, LE CONFORT MED. ... FR0000035370	15.68	-0.51% -0.08		24/04/23 17:35:02	5,670 89,048.00
BELIEVE SA EUR0.005 FR0014003FE9	14.94	0.27% 0.04		24/04/23 17:35:08	250,759 2,995,520.00
BENETEAU S.A. FR0000035164	12.66	2.26% 0.28		24/04/23 17:36:13	79,362 995,543.00
BIGBEN INTERACTIVE S.A. FR0000074072	2.52	0.80% 0.02		24/04/23 17:35:07	11,295 28,534.00
BIOMERIEUX FR0013280286	101.40	0.70% 0.70		24/04/23 17:35:25	85,555 8,692,131.00
BNP PARIBAS S.A. FR0000131104	68.05	2.15% 1.43		24/04/23 17:38:22	3,112,172 211,091,047.00
BOIRON S.A. FR0000061129	34.05	0.59% 0.20		24/04/23 17:35:30	1,189 40,469.00
BOLLORÉ S.A. FR0000039299	6.25	0.89% 0.06		24/04/23 17:35:06	615,715 3,842,665.00
BONDUELLE SA FR0000063935	7.68	0.00% 0.00		24/04/23 17:35:22	17,783 136,547.00
BOUYGUES S.A. FR0000120503	36.71	1.55% 0.56		24/04/23 17:37:46	661,104 24,200,085.00
BUREAU VERITAS S.A. FR0006174348	27.00	-1.17% -0.32		24/04/23 17:35:22	519,816 14,092,499.00
CAFOM S.A. FR0010151589	9.74	1.46% 0.14		24/04/23 14:48:21	1,722 16,713.00
CAPGEMINI SE FR0000125338	204.40	1.44% 2.90		24/04/23 17:35:29	251,148 51,262,970.00
CARMILA SA FR0010828137	16.48	-0.12% -0.02		24/04/23 17:35:18	33,249 547,422.00
CARREFOUR SA FR0000120172	16.14	0.22% 0.04		24/04/23 17:35:21	1,786,245 28,873,966.00
CASINO GUICHARD-PERRACHON... FR0000125585	0.03	1.35% 0.00		24/04/23 17:35:17	12,464,406 372,238.00
CATANA GROUP FR0010193052	4.96	-0.40% -0.02		24/04/23 17:35:15	30,268 151,823.00
CEGEDIM S.A. FR0000053506	13.40	-2.19% -0.30		24/04/23 17:35:26	4,369 58,987.00
CGG S.A. FR0013181864	0.4387	-0.54% -0.00		24/04/23 17:35:27	1,931,250 846,989.00
CHARGEURS SA FR0000130692	11.32	6.79% 0.72		24/04/23 17:35:23	9,542 107,683.00
CLARANOVA SE FR0013426004	2.66	2.50% 0.07		24/04/23 17:35:09	216,293 580,269.00
CLARIANE SE	1.664	0.48%		24/04/23	214,644

FR0010386334		0.01		17:35:27	357,585.00
COFACE S.A. FR0010667147	14.59	-0.27% -0.04		24/04/23 17:35:04	239,288 3,497,927.00
COMPAGNIE DE SAINT-GOBAIN... FR0000125007	70.46	0.09% 0.06		24/04/23 17:38:42	963,067 67,748,861.00
COMPAGNIE DES ALPES S.A. FR0000053324	13.10	0.46% 0.06		24/04/23 17:35:03	20,617 269,583.00
COMPAGNIE GENERALE DES ET... FR001400AJ45	36.02	1.67% 0.59		24/04/23 17:37:29	1,576,859 56,660,122.00
COMPAGNIE PLASTIC OMNIUM ... FR0000124570	11.99	0.08% 0.01		24/04/23 17:35:21	138,942 1,659,660.00
COVIVIO SA FR0000064578	44.84	0.99% 0.44		24/04/23 17:35:45	162,237 7,262,463.00
CRÉDIT AGRICOLE S.A. FR0000045072	14.385	1.16% 0.17		24/04/23 17:39:06	5,776,426 82,982,764.00
DANONE S.A. FR0000120644	59.60	-0.57% -0.34		24/04/23 17:35:11	1,038,788 62,007,885.00
DASSAULT AVIATION S.A. FR0014004L86	205.60	1.78% 3.60		24/04/23 17:35:07	39,427 8,080,687.00
DASSAULT SYSTÈMES SE FR0014003TT8	38.51	-0.08% -0.03		24/04/23 17:35:29	2,215,161 85,060,534.00
DBV TECHNOLOGIES FR0010417345	1.208	-0.17% -0.00		24/04/23 17:35:25	32,514 39,350.00
DEKUPLE FR0000062978	36.70	4.86% 1.70		24/04/23 17:24:41	2,568 93,221.00
DERICHEBOURG SA FR0000053381	4.066	1.60% 0.06		24/04/23 17:35:17	417,421 1,693,978.00
EDENRED S.A. FR0010908533	45.45	1.25% 0.56		24/04/23 17:37:29	449,291 20,324,468.00
EIFFAGE S.A. FR0000130452	100.45	0.61% 0.61		24/04/23 17:35:26	131,839 13,226,442.00
EKINOPS S.A.S. FR0011466069	3.485	-0.85% -0.03		24/04/23 17:35:13	31,650 17,323.00
ELIOR GROUP SA FR0011950732	2.408	0.08% 0.00		24/04/23 17:35:29	616,686 1,500,811.00
ELIS S.A. FR0012435121	21.52	0.28% 0.06		24/04/23 17:35:08	184,145 3,957,405.00
EMEIS FR001400NLM4	12.65	2.58% 0.32		24/04/23 17:35:17	458,869 5,920,286.00
ENGIE S.A. FR0010208488	16.015	0.25% 0.04		24/04/23 17:35:44	6,116,636 97,954,226.00
ERAMET S.A. FR0000131757	75.30	-0.07% -0.05		24/04/23 17:35:08	44,311 3,312,067.00
ERYTECH PHARMA S.A. FR001400K4B1	2.92	-0.68% -0.02		24/04/23 17:35:26	1,047 3,062.00
ESSILORLUXOTTICA FR0000121667	204.80	0.89% 1.80		24/04/23 17:35:25	454,001 92,728,424.00
ESSO S.A.F. FR0000120669	167.00	1.33% 2.20		24/04/23 17:35:29	24,516 4,059,436.00
EURAZEO SE FR0000121121	84.95	3.66% 3.00		24/04/23 17:35:26	136,089 11,490,027.00
EUROAPI SAS FR0014008VX5	2.762	0.44% 0.01		24/04/23 17:35:05	208,240 573,934.00
EUROFINS SCIENTIFIC S.E. FR0014000MR3	61.60	2.19% 1.32		24/04/23 17:37:29	294,191 18,082,133.00

EURONEXT N.V. NL0006294274	85.35	0.23% 0.20		24/04/23 17:35:11	80,957 6,917,296.00
EUTELSAT COMMUNICATIONS FR0010221234	3.75	-2.75% -0.11		24/04/23 17:35:20	143,475 541,756.00
EXAIL TECHNOLOGIES SA FR0000062671	19.40	-0.92% -0.18		24/04/23 17:35:23	44,971 883,179.00
EXCLUSIVE NETWORKS SA FR0014005DA7	20.35	0.00% 0.00		24/04/23 17:37:30	19,587 398,799.00
FNAC DARTY SA FR0011476928	30.85	-1.75% -0.55		24/04/23 17:35:09	22,005 675,382.00
FORVIA SE FR0000121147	14.555	-1.26% -0.19		24/04/23 17:35:03	553,633 8,071,970.00
GAZTRANSPORT ET TECHNIGAZ... FR0011726835	134.00	-0.81% -1.10		24/04/23 17:37:20	182,877 24,309,150.00
GECINA S.A. FR0010040865	95.05	0.74% 0.70		24/04/23 17:35:17	71,702 6,816,030.00
GENFIT S.A. FR0004163111	3.235	0.00% 0.00		24/04/23 17:35:15	67,221 218,584.00
GENSIGHT BIOLOGICS SA FR0013183985	0.407	-0.61% -0.00		24/04/23 17:35:24	2,959 1,210.00
GETLINK SE FR0010533075	15.695	1.68% 0.26		24/04/23 17:35:02	764,954 11,972,490.00
GL EVENTS SA FR0000066672	19.30	3.88% 0.72		24/04/23 17:35:14	17,071 277,504.00
GRAINES VOLTZ FR0000065971	23.10	-5.33% -1.30		24/04/23 16:17:16	234 5,553.00
GUERBET SA FR0000032526	35.25	2.62% 0.90		24/04/23 17:36:20	11,790 413,620.00
GUILLEMOT CORP. FR0000066722	5.22	0.38% 0.02		24/04/23 17:35:27	740 3,869.00
HAULOTTE GROUP FR0000066755	2.29	-0.43% -0.01		24/04/23 16:55:00	7,278 16,964.00
HERMES INTERNATIONAL SA FR0000052292	2,355.00	1.95% 45.00		24/04/23 17:35:42	36,349 85,321,189.00
HIGH CO. FR0000054231	2.88	-2.04% -0.06		24/04/23 17:29:40	5,785 16,768.00
ICADE SA FR0000035081	25.18	1.53% 0.38		24/04/23 17:35:07	80,047 2,012,622.00
ID LOGISTICS GROUP FR0010929125	337.50	0.45% 1.50		24/04/23 17:35:04	3,993 1,058,570.00
IMERY S.A. FR0000120859	30.18	0.33% 0.10		24/04/23 17:35:23	42,293 1,277,079.00
INNATE PHARMA SA FR0010331421	2.26	4.39% 0.10		24/04/23 17:35:10	79,753 177,734.00