

CAC ALL-TRADABLE

ISIN: FR0003999499

WKN: -

Overview

2022/08/08 18:05:02

Price

4,950.17 EURDifference  0.81% (39.85)

General attributes

ISIN	FR0003999499
Symbol	CACT
Country	France
Instruments in index	253
Type of index	-
Security type	Index

Market data

Open	4,945.04 EUR
High	4,978.96 EUR
Low	4,933.13 EUR
Close (prev. day)	4,910.32 EUR
Trading volume (m)	133,734,848
Volume (pcs)	2,823,815,361

Top 5

Name 	Price	+ - (%) 	Trend 
MARIE BRIZ...	2.56	+44.63 	
GENOMIC VI...	0.0777	+15.97 	
MAUNA KEA ...	0.845	+13.73 	
ADOCIA SAS	5.10	+10.15 	
ABIVAX S.A...	8.50	+9.25 	

Intraday 1w 1m 6m 1y 3y

Flop 5

Name 	Price	+ - (%) 	Trend 
PIERRE VAC...	1.08	-71.16 	
METABOLIC ...	2.562	-5.18 	
GROUP PARE...	61.50	-4.65 	
CAFOM S.A.	10.65	-3.62 	
LYSOGENE E...	0.643	-3.16 	

Intraday 1w 1m 6m 1y 3y

5y



Information about previous performance does not guarantee future performance.

Source: FactSet

Recent research

on market

Date	Headline	Download 
2022/08/08	 Global Equity Ratings	
2022/08/08	 Aktienempfehlungen Global	
2022/08/08	 Marktkommentar	
2022/08/05	 Week Ahead	
2022/08/05	 Wochenausblick	

Futures and Options

Related Futures -

Related Options -

Details

2022/08/08 18:05:02

Price

4,950.17 EUR

 Difference ▲ 0.81% (39.85)

General attributes

ISIN	FR0003999499
Symbol	CACT
Country	France
Security type	Index
Instruments in index	253

Market data

Open	4,945.04 EUR
High	4,978.96 EUR
Low	4,933.13 EUR
Close (prev. day)	4,910.32 EUR
Trading volume (m)	133,734,848
Volume (pcs)	2,823,815,361

Performance and Risk

	6m	1y	3y
Perf (%)	-6.93%	-5.15%	+18.50%
Perf (abs.)	-368.46	-268.92	+772.79
Beta	-	-	-
Volatility	25.73	21.28	23.55

5y











Information about previous performance does not guarantee future performance.
Source: FactSet

Price data























Ø price 5 days Ø volume 5 days (pcs.)	4,915.98 EUR (146,824,927)
Ø price 30 days Ø volume 30 days (pcs.)	4,679.36 EUR (165,173,060)
Ø price 100 days Ø volume 100 days (pcs.)	4,811.25 EUR (200,841,456)
Ø price 250 days Ø volume 250 days (pcs.)	5,052.85 EUR (177,799,545)
YTD High date	5,604.02 EUR (2022/01/05)
YTD Low date	4,368.39 EUR (2022/03/07)
52 Weeks High date	5,604.02 EUR (2022/01/05)
52 Weeks Low date	4,368.39 EUR (2022/03/07)

Composition

Name ISIN	Price	Diff % Diff +/-	Performance	Date Time	Turnover Pc. Turnover Money
2CRSI SA EUR0.09 FR0013341781	3.20	0.16% 0.01		22/08/08 16:16:09	1,305 4,172.00
AB SCIENCE S.A. FR0010557264	7.95	2.05% 0.16	█	22/08/08 17:35:04	14,142 111,576.00
ABC ARBITRAGE S.A. FR0004040608	7.05	0.71% 0.05		22/08/08 17:35:18	3,879 27,314.00
ABEO SA EUR0.75 FR0013185857	19.40	-0.77% -0.15		22/08/08 17:28:18	489 9,529.00
ABIONYX PHARMA S.A. FR0012616852	1.88	1.29% 0.02	█	22/08/08 17:35:07	62,624 118,149.00
ABIVAX S.A. FR0012333284	8.50	9.25% 0.72	█	22/08/08 17:35:25	61,253 515,022.00
ACCOR S.A. FR0000120404	26.66	1.60% 0.42	█	22/08/08 17:35:03	401,707 10,676,002.00
ACTEOS S.A. FR0000076861	1.60	1.59% 0.03	█	22/08/08 15:19:59	771 1,234.00
ACTIA GROUP S.A. FR0000076655	4.295	2.75% 0.12	█	22/08/08 17:35:25	8,501 35,812.00
ADOCIA SAS FR0011184241	5.10	10.15% 0.47	█	22/08/08 17:35:15	49,542 245,756.00
ADUX FR0012821890	1.91	0.00% 0.00		22/08/08 14:43:32	1,351 2,580.00
AIR FRANCE-KLM SA FR0000031122	1.5425	-1.25% -0.02		22/08/08 17:35:04	12,210,450 19,033,431.00
AIR LIQUIDE SA FR0000120073	134.54	0.90% 1.20		22/08/08 17:35:24	453,973 61,101,756.00
AIRBUS SE NL0000235190	106.06	1.22% 1.28		22/08/08 17:35:04	917,877 97,560,485.00
AKWEL S.A. FR0000053027	17.70	-2.21% -0.40		22/08/08 17:35:00	2,644 46,819.00
ALD EUR1.5 FR0013258662	12.24	0.16% 0.02		22/08/08 17:35:14	111,111 1,363,246.00
ALSTOM SA FR0010220475	24.04	1.22% 0.29	█	22/08/08 17:35:08	767,255 18,449,360.00
ALTAREA S.C.A. FR0000033219	146.40	2.23% 3.20	█	22/08/08 17:35:18	4,218 614,577.00
ALTEN S.A. FR0000071946	132.20	0.84% 1.10		22/08/08 17:35:07	15,381 2,038,102.00
AMUNDI S.A. FR0004125920	55.05	1.38% 0.75	█	22/08/08 17:35:16	124,400 6,849,946.00
APERAM S.A. LU0569974404	31.15	0.29% 0.09		22/08/08 17:35:21	64,958 2,028,302.00
ARAMIS GROUP SAS FR0014003U94	4.414	-2.56% -0.12		22/08/08 17:35:21	49,991 222,161.00
ARCELORMITTAL S.A. LU1598757687	24.355	1.54% 0.37	█	22/08/08 17:35:29	3,041,001 73,896,124.00

ARKEMA S.A. FR0010313833	92.86	1.38% 1.26		22/08/08 17:35:06	85,935 7,966,050.00
ARTMARKET.COM S.A. FR0000074783	8.03	5.66% 0.43		22/08/08 17:35:14	36,998 294,849.00
ASSYSTEM S.A. FR0000074148	35.20	-1.12% -0.40		22/08/08 17:35:29	893 31,618.00
ATEME SA FR0011992700	13.30	0.61% 0.08		22/08/08 17:35:23	3,198 42,294.00
ATOS SE FR0000051732	11.88	0.98% 0.12		22/08/08 17:36:36	567,489 6,725,504.00
AUBAY TECHNOLOGY S.A. FR0000063737	53.70	-0.19% -0.10		22/08/08 17:35:29	3,367 181,008.00
AURES TECHNOLOGIES S.A. FR0013183589	14.20	-1.39% -0.20		22/08/08 16:46:14	1,297 18,750.00
AURÉA S.A. FR0000039232	9.60	4.35% 0.40		22/08/08 17:28:59	7,280 70,050.00
AVENIR TELECOM S.A. FR0013529815	0.0099	4.21% 0.00		22/08/08 17:35:20	22,989,161 229,023.00
AXA S.A. FR0000120628	23.85	1.58% 0.37		22/08/08 17:35:17	5,018,545 119,637,342.00
AÉROPORTS DE PARIS S.A. FR0010340141	140.65	0.25% 0.35		22/08/08 17:35:01	60,997 8,592,937.00
BALYO SA EUR0.08 FR0013258399	0.775	-3.13% -0.03		22/08/08 17:35:25	48,793 37,936.00
BASTIDE, LE CONFORT MED. ... FR0000035370	37.55	1.62% 0.60		22/08/08 17:35:02	2,290 85,922.00
BELIEVE SA EUR0.005 FR0014003FE9	10.00	2.15% 0.21		22/08/08 17:35:25	51,143 507,603.00
BENETEAU S.A. FR0000035164	11.24	-1.06% -0.12		22/08/08 17:37:36	47,198 530,022.00
BIGBEN INTERACTIVE S.A. FR0000074072	14.42	-2.57% -0.38		22/08/08 17:35:21	8,882 128,701.00
BIOMERIEUX FR0013280286	107.05	0.47% 0.50		22/08/08 17:35:29	74,784 7,994,292.00
BNP PARIBAS S.A. FR0000131104	48.505	-0.69% -0.34		22/08/08 17:35:19	2,072,528 100,717,833.00
BOIRON S.A. FR0000061129	46.00	0.11% 0.05		22/08/08 17:35:20	9,092 414,744.00
BOLLORÉ S.A. FR0000039299	4.936	0.73% 0.04		22/08/08 17:35:26	449,750 2,219,757.00
BONDUELLE SA FR0000063935	13.68	-0.29% -0.04		22/08/08 17:35:00	29,764 410,811.00
BOURSE DIRECT SA FR0000074254	3.07	0.00% 0.00		22/08/08 17:29:45	389 1,201.00
BOUYGUES S.A. FR0000120503	29.82	1.12% 0.33		22/08/08 17:36:41	1,010,657 30,151,308.00
BUREAU VERITAS S.A. FR0006174348	26.57	0.00% 0.00		22/08/08 17:35:21	380,800 10,152,595.00
CAFOM S.A. FR0010151589	10.65	-3.62% -0.40		22/08/08 15:39:25	668 7,184.00
CAPGEMINI SE FR0000125338	188.35	0.00% 0.00		22/08/08 17:35:04	190,029 35,975,917.00
CARMILA SA FR0010828137	16.40	1.99% 0.32		22/08/08 17:35:26	91,965 1,502,719.00
CARREFOUR SA	16.555	0.46%		22/08/08	1,624,742

FR0000120172		0.08		17:35:20	26,916,581.00
CASINO GUICHARD-PERRACHON...	12.62	-1.25%		22/08/08	248,777
FR0000125585		-0.16		17:36:13	3,151,878.00
CAST SA	7.54	-0.53%		22/08/08	2,476
FR0000072894		-0.04		16:48:52	18,669.00
CATANA GROUP	7.15	-0.97%		22/08/08	49,025
FR0010193052		-0.07		17:35:09	351,065.00
CATERING INTERNATIONAL & ...	9.48	0.42%		22/08/08	551
FR0000064446		0.04		16:09:33	5,222.00
CBO TERRITORIA	3.62	-0.82%		22/08/08	7,899
FR0010193979		-0.03		17:35:28	28,691.00
CEGEDIM S.A.	19.90	-1.00%		22/08/08	7,244
FR0000053506		-0.20		17:35:20	146,331.00
CGG S.A.	0.86	1.15%		22/08/08	5,920,473
FR0013181864		0.01		17:35:00	5,068,694.00
CHARGEURS SA	16.11	1.64%		22/08/08	32,046
FR0000130692		0.26		17:35:15	514,140.00
CIBOX INTER@CTIVE SA	0.0694	-2.12%		22/08/08	79,136
FR0000054322		-0.00		17:35:17	5,557.00
CLARANOVA SE	3.80	4.40%		22/08/08	195,041
FR0013426004		0.16		17:35:14	741,103.00
COFACE S.A.	10.51	-0.10%		22/08/08	98,017
FR0010667147		-0.01		17:35:28	1,032,400.00
COMPAGNIE DE SAINT-GOBAIN...	45.58	0.34%		22/08/08	851,506
FR0000125007		0.16		17:35:41	38,898,851.00
COMPAGNIE DES ALPES S.A.	18.40	0.22%		22/08/08	69,655
FR0000053324		0.04		17:35:29	1,295,224.00
COMPAGNIE GENERALE DES ET...	27.785	0.91%		22/08/08	1,525,233
FR001400AJ45		0.25		17:35:09	42,313,852.00
COMPAGNIE PLASTIC OMNIUM ...	18.65	2.87%		22/08/08	114,766
FR0000124570		0.52		17:35:23	2,127,386.00
COVIVIO SA	60.45	1.60%		22/08/08	63,550
FR0000064578		0.95		17:35:08	3,834,544.00
CRÉDIT AGRICOLE S.A.	9.882	1.55%		22/08/08	6,173,819
FR0000045072		0.15		17:35:27	60,988,848.00
CS COMMUNICATION & SYSTEM...	11.10	-0.45%		22/08/08	7,561
FR0007317813		-0.05		16:35:44	84,177.00
DANONE S.A.	53.60	-0.13%		22/08/08	703,496
FR0000120644		-0.07		17:35:05	37,787,465.00
DASSAULT AVIATION S.A.	144.80	0.77%		22/08/08	23,787
FR0014004L86		1.10		17:35:29	3,443,360.00
DASSAULT SYSTÈMES SE	42.615	1.46%		22/08/08	938,678
FR0014003TT8		0.62		17:35:11	40,037,895.00
DBV TECHNOLOGIES	5.29	3.42%		22/08/08	320,275
FR0010417345		0.18		17:35:12	1,668,827.00
DEKUPLE	31.00	-1.59%		22/08/08	605
FR0000062978		-0.50		15:52:27	18,832.00
DERICHEBOURG SA	6.10	0.41%		22/08/08	121,240
FR0000053381		0.03		17:35:22	740,348.00
EDENRED S.A.	51.96	0.89%		22/08/08	431,906
FR0010908533		0.46		17:35:26	22,448,836.00
EGIDE S.A.	0.78	-0.38%		22/08/08	19,278
FR0000072373		-0.00		17:35:03	14,877.00
EIFFAGE S.A.	91.96	1.61%		22/08/08	130,029
FR0000130452		1.46		17:35:11	11,939,147.00

EKINOPS S.A.S. FR0011466069	7.15	1.71% 0.12		22/08/08 17:35:25	39,250 280,539.00
ELECTRICITÉ DE FRANCE FR0010242511	11.91	-0.25% -0.03		22/08/08 17:35:51	3,041,352 36,248,584.00
ELIOR GROUP SA FR0011950732	3.116	0.52% 0.02		22/08/08 17:35:05	521,659 1,620,898.00
ELIS S.A. FR0012435121	14.39	-0.21% -0.03		22/08/08 17:35:01	140,552 2,020,529.00
ENGIE S.A. FR0010208488	12.562	0.88% 0.11		22/08/08 17:38:15	4,968,288 62,451,603.00
EQUASENS SA FR0012882389	82.10	1.11% 0.90		22/08/08 17:35:10	1,806 147,595.00
ERAMET S.A. FR0000131757	99.90	1.37% 1.35		22/08/08 17:35:24	40,634 4,054,470.00
ERYTECH PHARMA S.A. FR0011471135	1.218	0.66% 0.01		22/08/08 17:35:12	30,172 36,995.00
ESSILORLUXOTTICA FR0000121667	161.90	1.09% 1.75		22/08/08 17:39:59	268,975 43,582,487.00
ESSO S.A.F. FR0000120669	51.60	1.57% 0.80		22/08/08 17:35:12	13,830 710,339.00
EURAZEO SE FR0000121121	65.15	0.39% 0.25		22/08/08 17:35:10	88,646 5,786,905.00
EUROAPI SAS FR0014008VX5	16.784	1.24% 0.21		22/08/08 17:35:16	221,951 3,702,844.00
EUROFINS SCIENTIFIC S.E. FR0014000MR3	74.96	-0.27% -0.20		22/08/08 17:35:12	225,321 16,900,197.00
EURONEXT N.V. NL0006294274	82.20	1.28% 1.04		22/08/08 17:35:21	143,175 11,754,752.00
EUTELSAT COMMUNICATIONS FR0010221234	8.57	0.76% 0.07		22/08/08 17:35:19	1,131,295 9,596,685.00
FAURECIA S.A. FR0000121147	17.545	6.37% 1.05		22/08/08 17:35:12	1,374,491 23,581,824.00
FERMENTALG FR0011271600	2.404	3.35% 0.08		22/08/08 17:35:22	78,698 188,565.00
FIGEAC AERO S.A. FR0011665280	5.52	2.22% 0.12		22/08/08 17:35:13	9,688 52,902.00
FNAC DARTY SA FR0011476928	37.28	0.43% 0.16		22/08/08 17:35:20	36,376 1,359,867.00
GAZTRANSPORT ET TECHNIGAZ... FR0011726835	126.80	-1.09% -1.40		22/08/08 17:39:48	58,018 7,386,403.00
GECINA S.A. FR0010040865	97.50	1.14% 1.10		22/08/08 17:35:06	110,542 10,786,413.00
GENEURO S.A. CH0308403085	2.19	-0.45% -0.01		22/08/08 16:10:43	611 1,344.00