

## FRANCE SBF 120

ISIN: **FR0003999481** WKN: -

## Overview

2024/09/17 18:05:02

Price

**5,679.73** EURDifference  0.54% (30.59)

## General attributes

ISIN FR0003999481

Symbol -

Country France

Instruments in index 119

Type of index -

Security type Index

## Market data

Open 5,676.52 EUR

High 5,706.64 EUR








Low 5,669.04 EUR

Close (prev. day) 5,649.14 EUR

Trading volume (m) 80,436,736

Volume (pcs) 3,680,686,652

## Top 5

Name 	Price	+ - (%) 	Trend 
NEXANS S.A...	128.90	+5.92 	
EMEIS	7.296	+4.69 	
AIR FRANCE...	8.532	+4.61 	
UBISOFT EN...	11.83	+4.46 	
ATOS SE	0.6778	+4.28 	

Intraday 1w 1m 6m 1y 3y

## Flop 5

Name 	Price	+ - (%) 	Trend 
VALNEVA SE	2.66	-3.97 	
THALES S.A...	142.00	-3.83 	
DASSAULT A...	185.60	-2.73 	
VIRBAC S.A...	386.50	-1.40 	
MERCIALYS ...	12.16	-1.38 	

Intraday 1w 1m 6m 1y 3y

5y



Information about previous performance does not guarantee future performance.

Source: FactSet

## Recent research

on market

Date	Headline	Download 
2024/09/13	 Week Ahead	
2024/09/13	 Wochenausblick	
2024/09/12	 ECB cuts further	
2024/09/12	 EZB senkt weiter	
2024/09/11	 EU Green Deal - a lot of work awaits Europe	

**Futures and Options**

**Related Futures** -

**Related Options** -

## Details

2024/09/17 18:05:02

Price

**5,679.73** EUR

Difference



0.54% (30.59)

### General attributes

ISIN FR0003999481

Symbol -

Country France

Security type Index

Instruments in index 119

### Market data

Open 5,676.52 EUR

High 5,706.64 EUR

Low 5,669.04 EUR

Close (prev. day) 5,649.14 EUR

Trading volume (m) 80,436,736

Volume (pcs) 3,680,686,652

### Performance and Risk

	6m	1y	3y
Perf (%)	-7.70%	+1.11%	+10.26%
Perf (abs.)	-474.01	+62.44	+528.42
Beta	-	-	-
Volatility	13.16	12.19	16.96



Information about previous performance does not guarantee future performance.

Source: FactSet

### Price data





















Ø price 5 days   Ø volume 5 days (pcs.)	5,645.99 EUR (75,974,949)
Ø price 30 days   Ø volume 30 days (pcs.)	5,655.28 EUR (54,383,472)
Ø price 100 days   Ø volume 100 days (pcs.)	5,818.91 EUR (86,831,667)
Ø price 250 days   Ø volume 250 days (pcs.)	5,759.22 EUR (160,881,962)
YTD High   date	6,254.97 EUR (2024/05/15)
YTD Low   date	57.40 EUR (2024/08/26)
52 Weeks High   date	6,254.97 EUR (2024/05/15)
52 Weeks Low   date	57.40 EUR (2024/08/26)

## Composition

Name ISIN	Price	Diff % Diff +/-	Performance	Date Time	Turnover Pc. Turnover Money
ACCOR S.A. FR0000120404	38.72	0.96% 0.37		24/09/17 17:39:05	375,568 14,545,721.00
AIR FRANCE-KLM SA FR001400J770	8.532	4.61% 0.38		24/09/17 17:35:15	2,111,267 17,972,716.00
AIR LIQUIDE SA FR0000120073	170.14	0.37% 0.62		24/09/17 17:35:27	511,860 87,118,309.00
AIRBUS SE NL0000235190	129.72	0.23% 0.30		24/09/17 17:36:29	986,925 127,843,158.00
ALSTOM SA FR0010220475	17.37	0.70% 0.12		24/09/17 17:35:20	925,667 16,086,428.00
ALTEN S.A. FR0000071946	97.80	0.36% 0.35		24/09/17 17:35:13	27,926 2,737,708.00
AMUNDI S.A. FR0004125920	67.70	0.52% 0.35		24/09/17 17:35:09	122,381 8,252,889.00
APERAM S.A. LU0569974404	24.42	1.83% 0.44		24/09/17 17:35:16	129,417 3,153,737.00
ARCELORMITTAL S.A. LU1598757687	20.95	2.15% 0.44		24/09/17 17:35:22	2,258,920 47,244,085.00
ARGAN FR0010481960	75.90	-0.52% -0.40		24/09/17 17:35:00	7,924 605,073.00
ARKEMA S.A. FR0010313833	81.40	2.91% 2.30		24/09/17 17:35:28	128,067 10,400,321.00
ATOS SE FR0000051732	0.6778	4.28% 0.03		24/09/17 17:37:38	762,732 504,737.00
AXA S.A. FR0000120628	36.15	-0.11% -0.04		24/09/17 17:37:55	4,006,579 145,052,290.00
AYVENS EUR1.5 FR0013258662	6.10	0.83% 0.05		24/09/17 17:35:08	144,934 883,057.00
AÉROPORTS DE PARIS S.A. FR0010340141	119.50	3.46% 4.00		24/09/17 17:35:17	107,532 12,657,983.00
BENETEAU S.A. FR0000035164	8.01	-0.74% -0.06		24/09/17 17:35:24	114,545 917,730.00
BIOMERIEUX FR0013280286	107.50	-0.92% -1.00		24/09/17 17:35:14	116,910 12,576,673.00
BNP PARIBAS S.A. FR0000131104	64.45	1.83% 1.16		24/09/17 17:36:12	2,197,849 141,313,594.00
BOLLORÉ S.A. FR0000039299	5.91	0.08% 0.01		24/09/17 17:35:13	1,036,352 6,122,718.00
BOUYGUES S.A. FR0000120503	32.35	0.97% 0.31		24/09/17 17:37:25	695,495 22,484,654.00
BUREAU VERITAS S.A. FR0006174348	30.20	0.73% 0.22		24/09/17 17:35:07	516,002 15,555,601.00
CAPGEMINI SE FR0000125338	192.25	1.10% 2.10		24/09/17 17:35:27	367,514 70,771,892.00
CARMILA SA FR0010828137	17.44	-1.02% -0.18		24/09/17 17:35:17	41,149 720,493.00

CARREFOUR SA FR0000120172	15.415	0.46% 0.07		24/09/17 17:35:00	1,736,354 26,720,551.00
CASINO GUICHARD-PERRACHON... FR001400OKR3	3.13	-0.13% -0.00		24/09/17 17:35:11	38,178 119,858.00
COFACE S.A. FR0010667147	14.73	0.00% 0.00		24/09/17 17:35:20	100,017 1,467,660.00
COMPAGNIE DE SAINT-GOBAIN... FR0000125007	80.78	2.70% 2.12		24/09/17 17:35:01	1,223,637 97,641,152.00
COMPAGNIE GENERALE DES ET... FR001400AJ45	36.43	0.55% 0.20		24/09/17 17:35:05	1,580,195 57,559,206.00
COVIVIO SA FR0000064578	54.90	0.09% 0.05		24/09/17 17:35:12	111,319 6,119,393.00
CRÉDIT AGRICOLE S.A. FR0000045072	14.365	0.74% 0.11		24/09/17 17:35:26	3,257,420 46,808,613.00
DANONE S.A. FR0000120644	64.70	-0.92% -0.60		24/09/17 17:38:53	1,667,007 106,441,570.00
DASSAULT AVIATION S.A. FR0014004L86	185.60	-2.73% -5.20		24/09/17 17:35:00	59,416 11,065,484.00
DASSAULT SYSTÈMES SE FR0014003TT8	35.38	-0.34% -0.12		24/09/17 17:35:14	1,051,657 37,287,201.00
DERICHEBOURG SA FR0000053381	5.205	-0.38% -0.02		24/09/17 17:35:22	98,039 512,242.00
EDENRED S.A. FR0010908533	36.42	2.39% 0.85		24/09/17 17:36:41	475,537 17,256,440.00
EIFFAGE S.A. FR0000130452	93.22	1.04% 0.96		24/09/17 17:35:23	228,445 21,293,562.00
ELIOR GROUP SA FR0011950732	3.69	1.43% 0.05		24/09/17 17:35:20	479,157 1,761,534.00
ELIS S.A. FR0012435121	19.27	0.52% 0.10		24/09/17 17:35:05	411,026 7,932,924.00
EMEIS FR001400NLM4	7.303	4.69% 0.33		24/09/17 17:35:21	222,232 1,590,083.00
ENGIE S.A. FR0010208488	16.025	0.34% 0.06		24/09/17 17:35:24	4,266,404 68,460,663.00
ERAMET S.A. FR0000131757	63.45	3.25% 2.00		24/09/17 17:35:21	47,937 3,033,009.00
ESSILORLUXOTTICA FR0000121667	205.50	-1.25% -2.60		24/09/17 17:38:53	619,359 127,713,162.00
ESSO S.A.F. FR0000120669	119.80	0.50% 0.60		24/09/17 17:35:02	6,374 760,931.00
EURAZEO SE FR0000121121	73.25	1.45% 1.05		24/09/17 17:35:24	73,012 5,343,453.00
EUROAPI SAS FR0014008VX5	4.272	2.69% 0.11		24/09/17 17:35:07	156,833 660,795.00
EUROFINS SCIENTIFIC S.E. FR0014000MR3	52.82	0.80% 0.42		24/09/17 17:35:10	253,480 13,404,407.00
EURONEXT N.V. NL0006294274	100.10	-0.50% -0.50		24/09/17 17:35:04	111,333 11,180,600.00
EUTELSAT COMMUNICATIONS FR0010221234	4.018	1.98% 0.08		24/09/17 17:36:14	80,604 321,362.00
FORVIA SE FR0000121147	8.334	2.86% 0.23		24/09/17 17:35:01	1,070,810 8,900,893.00
GAZTRANSPORT ET TECHNIGAZ... FR0011726835	128.60	-0.23% -0.30		24/09/17 17:35:00	90,295 11,617,092.00
GECINA S.A.	106.00	-1.12%		24/09/17	186,793

FR0010040865		-1.20		17:36:57	19,845,481.00
GETLINK SE	16.265	0.56%	█	24/09/17	571,528
FR0010533075		0.09		17:35:28	9,297,072.00
HERMES INTERNATIONAL SA	1,926.00	1.58%	█	24/09/17	57,219
FR0000052292		30.00		17:36:13	110,030,052.00
ICADE SA	27.46	3.78%	█	24/09/17	284,352
FR0000035081		1.00		17:35:05	7,801,000.00
ID LOGISTICS GROUP	387.00	0.26%	█	24/09/17	3,062
FR0010929125		1.00		17:35:26	1,189,134.00
IMERYS S.A.	29.14	1.39%	█	24/09/17	40,633
FR0000120859		0.40		17:35:26	1,179,657.00
INTERPARFUMS SA	42.45	0.71%	█	24/09/17	31,507
FR0004024222		0.30		17:35:25	1,336,566.00
IPSEN S.A.	110.80	1.00%	█	24/09/17	92,792
FR0010259150		1.10		17:35:07	10,260,298.00
IPSOS S.A.	54.15	0.19%	█	24/09/17	61,793
FR0000073298		0.10		17:35:15	3,354,042.00
JCDECAUX SA	18.49	0.49%	█	24/09/17	107,385
FR0000077919		0.09		17:35:02	1,990,899.00
KERING S.A.	229.65	1.82%	█	24/09/17	259,071
FR0000121485		4.10		17:35:23	59,544,550.00
KLÉPIERRE S.A.	29.12	-0.21%	█	24/09/17	739,036
FR0000121964		-0.06		17:35:22	21,533,398.00
L'OREAL S.A.	368.35	0.67%	█	24/09/17	537,481
FR0000120321		2.45		17:35:01	197,985,270.00
LA FRANCAISE DES JEUX SA	38.24	0.21%	█	24/09/17	139,916
FR0013451333		0.08		17:35:00	5,351,601.00
LECTRA S.A.	28.80	0.00%	█	24/09/17	11,187
FR0000065484		0.00		17:35:14	322,133.00
LEGRAND S.A.	103.55	1.02%	█	24/09/17	501,419
FR0010307819		1.05		17:35:27	51,890,454.00
LVMH MOET HENNESSY LOUIS ...	607.70	0.68%	█	24/09/17	519,693
FR0000121014		4.10		17:37:07	315,723,018.00
MERCIALYS SA	12.16	-1.38%	█	24/09/17	165,738
FR0010241638		-0.17		17:35:25	2,023,251.00
MERSEN S.A.	27.75	1.83%	█	24/09/17	44,151
FR0000039620		0.50		17:35:20	1,224,097.00
METROPOLE TELEVISION M6	12.40	0.98%	█	24/09/17	106,458
FR0000053225		0.12		17:35:25	1,325,529.00
NEOEN S.A.	38.85	0.21%	█	24/09/17	98,132
FR0011675362		0.08		17:35:59	3,810,564.00
NEXANS S.A.	128.90	5.92%	█	24/09/17	181,128
FR0000044448		7.20		17:35:01	22,768,829.00
NEXITY SA	11.60	-1.19%	█	24/09/17	260,944
FR0010112524		-0.14		17:35:24	3,038,669.00
OPMOBILITY	8.315	2.72%	█	24/09/17	180,477
FR0000124570		0.22		17:35:22	1,492,032.00
ORANGE SA	10.84	-0.60%	█	24/09/17	5,423,065
FR0000133308		-0.07		17:35:04	58,861,725.00
PERNOD RICARD S.A.	126.60	0.24%	█	24/09/17	325,818
FR0000120693		0.30		17:35:09	41,235,352.00
PLUXEE NV EUR0.01	19.676	2.44%	█	24/09/17	149,867
NL0015001W49		0.47		17:35:12	2,947,062.00
PUBLICIS GROUPE S.A.	97.42	0.74%	█	24/09/17	279,541
FR0000130577		0.72		17:35:01	27,249,036.00

RENAULT SA FR0000131906	39.43	1.70% 0.66		24/09/17 17:35:24	998,137 37,288,385.00
REXEL S.A. FR0010451203	25.70	2.59% 0.65		24/09/17 17:36:32	1,113,212 28,610,903.00
RUBIS SCA FR0013269123	23.94	2.48% 0.58		24/09/17 17:35:16	280,634 6,670,118.00
RÉMY COINTREAU SA FR0000130395	62.15	0.00% 0.00		24/09/17 17:35:17	97,347 6,055,959.00
SAFRAN SA FR0000073272	202.50	-0.39% -0.80		24/09/17 17:35:13	689,745 140,048,284.00
SANOFI S.A. FR0000120578	102.90	-0.41% -0.42		24/09/17 17:35:13	1,290,466 132,933,616.00
SARTORIUS STEDIM BIOTECH ... FR0013154002	181.50	-0.49% -0.90		24/09/17 17:35:01	61,245 11,164,976.00
SCHNEIDER ELECTRIC SE FR0000121972	230.35	1.41% 3.20		24/09/17 17:39:19	504,576 116,007,140.00
SCOR SE FR0010411983	19.42	0.83% 0.16		24/09/17 17:35:07	532,349 10,347,888.00
SEB S.A. FR0000121709	93.65	0.70% 0.65		24/09/17 17:35:04	32,781 3,062,608.00
SES S.A. LU0088087324	4.756	-0.50% -0.02		24/09/17 17:35:17	433,384 2,065,062.00
SOCIETE BIC S.A. FR0000120966	60.70	0.00% 0.00		24/09/17 17:35:26	36,178 2,205,370.00
SOCIÉTÉ GÉNÉRALE S.A. FR0000130809	22.615	1.53% 0.34		24/09/17 17:39:58	3,056,903 68,888,633.00
SODEXO S.A. FR0000121220	78.55	0.45% 0.35		24/09/17 17:38:32	179,613 14,108,657.00
SOITEC S.A. FR0013227113	95.65	2.57% 2.40		24/09/17 17:35:01	66,364 6,348,860.00
SOLVAY SA BE0003470755	32.75	4.13% 1.30		24/09/17 17:35:40	181,018 5,897,204.00
SOPRA STERIA GROUP S.A. FR0000050809	186.80	0.11% 0.20		24/09/17 17:35:04	34,914 6,559,545.00
SPIE S.A. FR0012757854	37.10	0.82% 0.30		24/09/17 17:35:26	210,859 7,842,845.00
STELLANTIS N.V. NL00150001Q9	13.638	0.47% 0.06		24/09/17 17:35:23	2,093,738 28,618,240.00
STMICROELECTRONICS N.V. NL0000226223	25.57	2.73% 0.68		24/09/17 17:37:42	2,352,394 60,010,767.00
TECHNIP ENERGIES BV NL0014559478	22.50	3.40% 0.74		24/09/17 17:35:24	390,870 8,750,343.00
THALES S.A. FR0000121329	142.00	-3.83% -5.65		24/09/17 17:36:49	425,798 60,778,893.00