

## FRANCE SBF 120

ISIN: **FR0003999481** WKN: -

## Overview

2024/07/26 18:05:02

Price

**5,702.66** EURDifference  1.29% (72.47)

## General attributes

ISIN FR0003999481

Symbol -

Country France

Instruments in index 120

Type of index -

Security type Index

## Market data

Open 5,644.62 EUR

High 5,710.06 EUR

Low 5,633.07 EUR

Close (prev. day) 5,630.19 EUR

Trading volume (m) 95,678,200

Volume (pcs) 3,954,643,472

## Top 5

Name 	Price	+ - (%) 	Trend 
NEXITY SA	9.905	+13.79 	
VALÉO SE	10.35	+8.49 	
LA FRANCAI...	35.36	+8.20 	
BUREAU VER...	28.86	+8.01 	
ESSILORLUX...	207.10	+7.39 	

Intraday 1w 1m 6m 1y 3y

## Flop 5

Name 	Price	+ - (%) 	Trend 
ERAMET S.A...	82.20	-11.66 	
ATOS SE	0.9278	-11.47 	
VICAT S.A.	33.10	-5.56 	
LECTRA S.A...	26.80	-4.29 	
STMICROELE...	30.705	-3.88 	

Intraday 1w 1m 6m 1y 3y



Information about previous performance does not guarantee future performance.

Source: FactSet

## Recent research

on market

Date	Headline	Download 
2024/07/26	 Week Ahead	
2024/07/26	 Wochenausblick	
2024/07/24	 Credit Markets Weekly	
2024/07/24	 Credit Markets Weekly (DE)	
2024/07/24	 Aktienempfehlungen Global	

**Futures and Options**

**Related Futures** -

**Related Options** -

## Details

2024/07/26 18:05:02

Price

**5,702.66** EUR

Difference



1.29% (72.47)

## General attributes

ISIN FR0003999481

Symbol -

Country France

Security type Index

Instruments in index 120

## Market data

Open 5,644.62 EUR

High 5,710.06 EUR

Low 5,633.07 EUR

Close (prev. day) 5,630.19 EUR

Trading volume (m) 95,678,200

Volume (pcs) 3,954,643,472

## Performance and Risk

	6m	1y	3y
Perf (%)	-1.56%	+2.03%	+10.81%
Perf (abs.)	-90.46	+113.30	+556.32
Beta	-	-	-
Volatility	12.11	12.08	16.89



Information about previous performance does not guarantee future performance.














Source: FactSet

## Price data

Ø price 5 days   Ø volume 5 days (pcs.)	5,710.26 EUR (89,130,661)
Ø price 30 days   Ø volume 30 days (pcs.)	5,746.39 EUR (99,052,152)
Ø price 100 days   Ø volume 100 days (pcs.)	5,994.04 EUR (116,052,957)
Ø price 250 days   Ø volume 250 days (pcs.)	5,744.71 EUR (164,001,435)
YTD High   date	6,254.97 EUR (2024/05/15)
YTD Low   date	5,526.38 EUR (2024/01/17)
52 Weeks High   date	6,254.97 EUR (2024/05/15)
52 Weeks Low   date	5,132.00 EUR (2023/10/23)

## Composition

Name ISIN	Price	Diff % Diff +/-	Performance	Date Time	Turnover Pc. Turnover Money
ACCOR S.A. FR0000120404	36.18	-2.11% -0.78		24/07/26 17:35:06	1,030,886 37,144,618.00
AIR FRANCE-KLM SA FR001400J770	8.332	0.00% 0.00		24/07/26 17:35:28	1,484,907 12,433,856.00
AIR LIQUIDE SA FR0000120073	167.32	1.52% 2.50	█	24/07/26 17:35:10	595,181 99,231,451.00
AIRBUS SE NL0000235190	130.90	1.50% 1.94	█	24/07/26 17:35:12	1,307,519 170,639,473.00
ALSTOM SA FR0010220475	18.00	2.16% 0.38	█	24/07/26 17:35:09	885,544 15,843,711.00
ALTEN S.A. FR0000071946	101.60	1.60% 1.60	█	24/07/26 17:35:27	69,460 6,984,912.00
AMUNDI S.A. FR0004125920	66.75	1.29% 0.85	█	24/07/26 17:35:26	128,507 8,586,035.00
APERAM S.A. LU0569974404	24.92	-0.08% -0.02		24/07/26 17:35:20	148,526 3,705,987.00
ARCELORMITTAL S.A. LU1598757687	20.74	-0.14% -0.03		24/07/26 17:35:18	1,088,429 22,597,678.00
ARGAN FR0010481960	77.40	0.65% 0.50	█	24/07/26 17:35:01	5,616 433,676.00
ARKEMA S.A. FR0010313833	83.50	0.24% 0.20		24/07/26 17:35:26	101,329 8,446,092.00
ATOS SE FR0000051732	0.9278	-11.47% -0.12		24/07/26 17:35:47	5,436,813 5,185,590.00
AXA S.A. FR0000120628	32.48	0.74% 0.24	█	24/07/26 17:35:11	2,341,214 75,797,285.00
AYVENS EUR1.5 FR0013258662	6.225	1.63% 0.10	█	24/07/26 17:35:43	242,516 1,474,209.00
AÉROPORTS DE PARIS S.A. FR0010340141	122.00	3.13% 3.70	█	24/07/26 17:35:11	46,384 5,632,872.00
BENETEAU S.A. FR0000035164	9.16	1.10% 0.10	█	24/07/26 17:35:03	109,942 1,000,786.00
BIOMERIEUX FR0013280286	98.00	1.24% 1.20	█	24/07/26 17:35:14	55,503 5,381,818.00
BNP PARIBAS S.A. FR0000131104	64.46	-0.15% -0.10		24/07/26 17:35:26	1,721,058 110,902,183.00
BOLLORÉ S.A. FR0000039299	5.675	0.98% 0.06	█	24/07/26 17:35:26	793,376 4,511,539.00
BOUYGUES S.A. FR0000120503	32.37	0.97% 0.31	█	24/07/26 17:35:17	609,882 19,517,107.00
BUREAU VERITAS S.A. FR0006174348	28.86	8.01% 2.14	█	24/07/26 17:39:54	2,047,211 58,519,836.00
CAPGEMINI SE FR0000125338	188.85	-2.45% -4.75		24/07/26 17:35:41	1,010,421 185,083,746.00
CARMILA SA FR0010828137	16.54	1.35% 0.22	█	24/07/26 17:35:05	30,738 503,903.00

CARREFOUR SA FR0000120172	13.905	0.65% 0.09		24/07/26 17:35:17	1,797,370 24,864,004.00
CASINO GUICHARD-PERRACHON... FR001400OKR3	3.6255	-2.00% -0.07		24/07/26 17:35:06	95,626 352,774.00
COFACE S.A. FR0010667147	13.81	0.80% 0.11		24/07/26 17:39:35	114,181 1,574,089.00
COMPAGNIE DE SAINT-GOBAIN... FR0000125007	79.60	4.22% 3.22		24/07/26 17:35:08	1,199,350 94,185,565.00
COMPAGNIE GENERALE DES ET... FR001400AJ45	36.47	0.97% 0.35		24/07/26 17:37:28	1,943,882 70,459,876.00
COVIVIO SA FR0000064578	46.38	-0.13% -0.06		24/07/26 17:35:10	71,210 3,303,282.00
CRÉDIT AGRICOLE S.A. FR0000045072	13.885	0.11% 0.02		24/07/26 17:35:00	3,132,924 43,409,489.00
DANONE S.A. FR0000120644	59.04	1.10% 0.64		24/07/26 17:38:39	961,887 56,587,883.00
DASSAULT AVIATION S.A. FR0014004L86	181.40	3.54% 6.20		24/07/26 17:38:22	73,195 13,250,381.00
DASSAULT SYSTÈMES SE FR0014003TT8	34.86	3.63% 1.22		24/07/26 17:35:01	2,666,950 81,016,553.00
DERICHEBOURG SA FR0000053381	4.776	2.58% 0.12		24/07/26 17:35:06	103,321 491,824.00
EDENRED S.A. FR0010908533	37.57	-0.13% -0.05		24/07/26 17:35:12	699,673 26,247,570.00
EIFFAGE S.A. FR0000130452	93.60	2.41% 2.20		24/07/26 17:37:24	196,815 17,701,992.00
ELIOR GROUP SA FR0011950732	3.158	5.13% 0.15		24/07/26 17:35:23	417,173 1,303,330.00
ELIS S.A. FR0012435121	21.40	3.28% 0.68		24/07/26 17:35:36	413,266 8,806,072.00
EMEIS FR001400NLM4	13.55	3.44% 0.45		24/07/26 17:35:23	327,575 4,402,351.00
ENGIE S.A. FR0010208488	14.435	1.23% 0.18		24/07/26 17:39:50	4,609,875 66,444,094.00
ERAMET S.A. FR0000131757	82.20	-11.66% -10.85		24/07/26 17:35:21	157,187 13,286,150.00
ESSILORLUXOTTICA FR0000121667	207.10	7.39% 14.25		24/07/26 17:35:07	707,059 146,329,176.00
ESSO S.A.F. FR0000120669	149.40	2.89% 4.20		24/07/26 17:35:22	10,056 1,507,471.00
EURAZEO SE FR0000121121	72.75	0.07% 0.05		24/07/26 17:35:30	63,113 4,588,539.00
EUROAPI SAS FR0014008VX5	3.354	5.01% 0.16		24/07/26 17:36:30	163,860 536,111.00
EUROFINS SCIENTIFIC S.E. FR0014000MR3	53.64	3.00% 1.56		24/07/26 17:37:15	427,607 22,759,793.00
EURONEXT N.V. NL0006294274	93.00	1.42% 1.30		24/07/26 17:35:05	172,120 16,012,932.00
EUTELSAT COMMUNICATIONS FR0010221234	4.90	0.41% 0.02		24/07/26 17:35:00	121,012 591,882.00
FORVIA SE FR0000121147	10.535	0.48% 0.05		24/07/26 17:37:08	1,491,941 10,039,128.00
GAZTRANSPORT ET TECHNIGAZ... FR0011726835	132.30	1.22% 1.60		24/07/26 17:39:59	115,718 15,398,861.00
GECINA S.A.	89.15	0.34%		24/07/26	85,204

FR0010040865		0.30		17:35:15	7,586,382.00
GETLINK SE FR0010533075	16.495	-0.39% -0.07		24/07/26 17:39:50	462,441 7,616,826.00
HERMES INTERNATIONAL SA FR0000052292	2,075.00	3.39% 68.00	█	24/07/26 17:35:16	121,335 250,914,133.00
ICADE SA FR0000035081	20.72	-0.67% -0.14		24/07/26 17:38:32	113,111 2,343,056.00
ID LOGISTICS GROUP FR0010929125	443.50	1.03% 4.50	█	24/07/26 17:35:15	3,044 1,341,633.00
IMERYS S.A. FR0000120859	33.50	0.84% 0.28	█	24/07/26 17:35:01	44,131 1,475,540.00
INTERPARFUMS SA FR0004024222	47.35	1.50% 0.70	█	24/07/26 17:35:01	38,522 1,816,174.00
IPSEN S.A. FR0010259150	103.20	1.78% 1.80	█	24/07/26 17:35:01	100,199 10,310,004.00
IPSOS S.A. FR0000073298	57.60	1.05% 0.60	█	24/07/26 17:35:10	88,376 3,718,148.00
JCDECAUX SA FR0000077919	18.96	1.23% 0.23	█	24/07/26 17:35:08	104,666 1,977,481.00
KERING S.A. FR0000121485	284.20	2.18% 6.05	█	24/07/26 17:37:58	293,361 82,934,541.00
KLÉPIERRE S.A. FR0000121964	25.02	-0.16% -0.04		24/07/26 17:35:20	298,302 7,436,544.00
L'OREAL S.A. FR0000120321	398.80	1.64% 6.45	█	24/07/26 17:35:03	235,692 93,658,996.00
LA FRANCAISE DES JEUX SA FR0013451333	35.36	8.20% 2.68	█	24/07/26 17:35:09	423,672 14,832,106.00
LECTRA S.A. FR0000065484	26.80	-4.29% -1.20		24/07/26 17:35:28	35,278 864,488.00
LEGRAND S.A. FR0010307819	94.00	1.53% 1.42	█	24/07/26 17:35:14	331,507 31,111,330.00
LVMH MOET HENNESSY LOUIS ... FR0000121014	663.10	1.61% 10.50	█	24/07/26 17:37:32	354,343 234,120,939.00
MERCIALYS SA FR0010241638	11.30	0.53% 0.06	█	24/07/26 17:36:37	265,291 2,990,048.00
MERSEN S.A. FR0000039620	32.70	0.31% 0.10	█	24/07/26 17:35:24	18,209 595,629.00
METROPOLE TELEVISION M6 FR0000053225	12.14	1.00% 0.12	█	24/07/26 17:35:00	58,274 706,157.00
NEOEN S.A. FR0011675362	38.48	0.21% 0.08	█	24/07/26 17:35:05	217,756 8,367,393.00
NEXANS S.A. FR0000044448	116.90	2.01% 2.30	█	24/07/26 17:35:18	154,541 18,029,268.00
NEXITY SA FR0010112524	9.905	13.79% 1.20	█	24/07/26 17:38:49	565,962 5,407,801.00
OPMOBILITY FR0000124570	9.89	-2.94% -0.30		24/07/26 17:35:26	581,341 1,268,735.00
ORANGE SA FR0000133308	10.27	0.00% 0.00		24/07/26 17:35:19	4,889,114 50,096,867.00
PERNOD RICARD S.A. FR0000120693	127.75	1.39% 1.75	█	24/07/26 17:35:27	292,186 37,113,463.00
PLUXEE NV EUR0.01 NL0015001W49	21.475	2.97% 0.62	█	24/07/26 17:35:36	132,402 2,828,054.00
PUBLICIS GROUPE S.A. FR0000130577	98.04	0.57% 0.56	█	24/07/26 17:35:09	418,826 40,958,359.00

RENAULT SA FR0000131906	43.81	-0.41% -0.18		24/07/26 17:35:20	1,247,286 54,650,644.00
REXEL S.A. FR0010451203	25.01	1.17% 0.29	█	24/07/26 17:35:06	581,858 14,534,268.00
RUBIS SCA FR0013269123	28.72	1.56% 0.44	█	24/07/26 17:35:04	105,547 3,023,055.00
RÉMY COINTREAU SA FR0000130395	73.20	0.07% 0.05		24/07/26 17:35:22	128,502 9,411,276.00
SAFRAN SA FR0000073272	203.40	1.95% 3.90	█	24/07/26 17:39:28	463,965 93,971,458.00
SANOFI S.A. FR0000120578	96.82	-0.69% -0.67		24/07/26 17:38:02	1,406,329 135,898,086.00
SARTORIUS STEDIM BIOTECH ... FR0013154002	173.85	5.84% 9.60	█	24/07/26 17:37:45	113,484 19,560,341.00
SCHNEIDER ELECTRIC SE FR0000121972	219.55	1.62% 3.50	█	24/07/26 17:37:25	686,816 150,187,114.00
SCOR SE FR0010411983	21.20	1.92% 0.40	█	24/07/26 17:36:11	443,592 9,339,139.00
SEB S.A. FR0000121709	94.45	0.96% 0.90	█	24/07/26 17:35:04	98,629 9,304,103.00
SES S.A. LU0088087324	4.964	0.89% 0.04	█	24/07/26 17:35:27	338,965 1,677,753.00
SOCIETE BIC S.A. FR0000120966	57.70	0.52% 0.30		24/07/26 17:35:18	12,486 720,000.00
SOCIÉTÉ GÉNÉRALE S.A. FR0000130809	23.95	0.13% 0.03		24/07/26 17:35:17	1,191,213 28,501,271.00
SODEXO S.A. FR0000121220	85.70	2.45% 2.05	█	24/07/26 17:35:13	182,524 15,597,452.00
SOITEC S.A. FR0013227113	117.70	2.35% 2.70	█	24/07/26 17:35:17	100,798 11,818,759.00
SOLVAY SA BE0003470755	33.26	-0.48% -0.16		24/07/26 17:35:10	150,065 4,975,563.00
SOPRA STERIA GROUP S.A. FR0000050809	172.80	2.86% 4.80	█	24/07/26 17:35:27	31,495 5,381,022.00
SPIE S.A. FR0012757854	36.04	0.73% 0.26	█	24/07/26 17:35:02	385,406 13,903,579.00
STELLANTIS N.V. NL00150001Q9	16.174	-3.08% -0.51		24/07/26 17:35:59	4,718,285 76,680,168.00
STMICROELECTRONICS N.V. NL0000226223	30.72	-3.88% -1.24		24/07/26 17:37:37	5,114,344 157,513,373.00
TECHNIP ENERGIES BV NL0014559478	23.76	1.89% 0.44	█	24/07/26 17:35:04	259,283 6,135,226.00
THALES S.A. FR0000121329	144.10	0.80% 1.15	█	24/07/26 17:35:25	160,520 23,081,361.00