

FRANCE SBF 120

ISIN: **FR0003999481** WKN: -

Overview

2024/05/03 18:05:02

Price

6,027.73 EURDifference  0.57% (34.05)

General attributes

ISIN FR0003999481

Symbol -

Country France

Instruments in index 120

Type of index -

Security type Index

Market data

Open 6,016.05 EUR

High 6,064.49 EUR

Low 6,000.96 EUR

Close (prev. day) 5,993.68 EUR

Trading volume (m) 101,125,364

Volume (pcs) 3,734,037,478

Top 5

| Name  | Price | + - (%)  | Trend  |
|--|-------|---|---|
| JCDECAUX S... | 21.62 | +9.91 |  |
| ATOS SE | 2.173 | +7.57 |  |
| ALD EUR1.5 | 6.845 | +7.20 |  |
| NEXITY SA | 11.07 | +4.24 |  |
| SOLUTIONS ... | 1.98 | +4.21 |  |

Intraday 1w 1m 6m 1y 3y

Flop 5

| Name  | Price | + - (%)  | Trend  |
|--|--------|---|---|
| SOCIÉTÉ GÉ... | 24.455 | -5.18 |  |
| APERAM S.A... | 25.98 | -4.56 |  |
| VUSIONGROU... | 144.50 | -3.47 |  |
| SES S.A. | 4.56 | -2.81 |  |
| TÉLÉPERFOR... | 94.86 | -2.53 |  |

Intraday 1w 1m 6m 1y 3y



Information about previous performance does not guarantee future performance.

Source: FactSet

Recent research

| on market | | |
|------------|--|---|
| Date | Headline | Download |
| 2024/05/03 |  Week Ahead |  |
| 2024/05/03 |  Wochenausblick |  |
| 2024/05/02 |  FX markets reflect uncertain interest rate outlook |  |
| 2024/05/02 |  FX-Märkte spiegeln unsicheres Zinsumfeld wider |  |
| 2024/04/30 |  Credit Markets Weekly |  |

Futures and Options

Related Futures -

Related Options -

Details

2024/05/03 18:05:02

Price

6,027.73 EUR

Difference



0.57% (34.05)

General attributes

ISIN FR0003999481

Symbol -

Country France

Security type Index

Instruments in index 120

Market data

Open 6,016.05 EUR

High 6,064.49 EUR

Low 6,000.96 EUR

Close (prev. day) 5,993.68 EUR

Trading volume (m) 101,125,364

Volume (pcs) 3,734,037,478

Performance and Risk

| | 6m | 1y | 3y |
|-------------|---------|---------|-----------|
| Perf (%) | +12.66% | +6.81% | +22.34% |
| Perf (abs.) | +677.43 | +384.58 | +1,100.52 |
| Beta | - | - | - |
| Volatility | 9.71 | 11.90 | 16.81 |

6,000.00

5,500.00

5,000.00

4,500.00

4,000.00

3,500.00

3,000.00

2020

2021

2022

2023

2024

5y



Information about previous performance does not guarantee future performance.

























Source: FactSet


Price data


















| | |
|---|----------------------------|
| Ø price 5 days Ø volume 5 days (pcs.) | 6,039.47 EUR (83,687,435) |
| Ø price 30 days Ø volume 30 days (pcs.) | 6,102.81 EUR (101,505,592) |
| Ø price 100 days Ø volume 100 days (pcs.) | 5,906.91 EUR (242,587,314) |
| Ø price 250 days Ø volume 250 days (pcs.) | 5,661.38 EUR (164,518,359) |
| YTD High date | 6,239.43 EUR (2024/04/02) |
| YTD Low date | 5,526.38 EUR (2024/01/17) |
| 52 Weeks High date | 6,239.43 EUR (2024/04/02) |
| 52 Weeks Low date | 5,132.00 EUR (2023/10/23) |

Composition

| Name ISIN | Price | Diff % Diff +/- | Performance | Date Time | Turnover Pc. Turnover Money |
|---|--------|--------------------|-------------|----------------------|--------------------------------|
| ACCOR S.A. FR0000120404 | 41.05 | 0.51% 0.21 | | 24/05/03 17:35:25 | 464,795 19,052,169.00 |
| AIR FRANCE-KLM SA FR001400J770 | 9.97 | -0.16% -0.02 | | 24/05/03 17:35:23 | 1,674,326 16,877,914.00 |
| AIR LIQUIDE SA FR0000120073 | 180.62 | -0.24% -0.44 | | 24/05/03 17:36:06 | 422,018 76,406,161.00 |
| AIRBUS SE NL0000235190 | 154.34 | 0.49% 0.76 | | 24/05/03 17:35:12 | 698,663 107,817,937.00 |
| ALD EUR1.5 FR0013258662 | 6.845 | 7.20% 0.46 | | 24/05/03 17:35:13 | 3,388,504 23,680,097.00 |
| ALSTOM SA FR0010220475 | 15.555 | 0.06% 0.01 | | 24/05/03 17:37:45 | 1,047,997 16,267,626.00 |
| ALTEN S.A. FR0000071946 | 114.20 | 3.63% 4.00 | | 24/05/03 17:35:29 | 57,189 6,496,495.00 |
| AMUNDI S.A. FR0004125920 | 68.00 | 2.03% 1.35 | | 24/05/03 17:35:09 | 133,894 9,087,868.00 |
| APERAM S.A. LU0569974404 | 25.98 | -4.56% -1.24 | | 24/05/03 17:35:19 | 462,288 12,116,649.00 |
| ARCELORMITTAL S.A. LU1598757687 | 24.30 | -0.12% -0.03 | | 24/05/03 17:35:05 | 1,804,974 44,021,197.00 |
| ARGAN FR0010481960 | 76.50 | 2.00% 1.50 | | 24/05/03 17:35:14 | 25,993 1,965,564.00 |
| ARKEMA S.A. FR0010313833 | 97.85 | -0.46% -0.45 | | 24/05/03 17:35:08 | 232,268 22,753,400.00 |
| ATOS SE FR0000051732 | 2.173 | 7.57% 0.15 | | 24/05/03 17:37:55 | 3,330,600 7,128,372.00 |
| AXA S.A. FR0000120628 | 31.43 | -1.38% -0.44 | | 24/05/03 17:37:30 | 5,611,738 173,445,053.00 |
| AÉROPORTS DE PARIS S.A. FR0010340141 | 121.40 | 0.08% 0.10 | | 24/05/03 17:35:28 | 79,100 9,653,036.00 |
| BENETEAU S.A. FR0000035164 | 12.30 | -1.28% -0.16 | | 24/05/03 17:35:14 | 105,174 1,308,309.00 |
| BIOMERIEUX FR0013280286 | 98.70 | -0.15% -0.15 | | 24/05/03 17:35:18 | 55,847 5,519,888.00 |
| BNP PARIBAS S.A. FR0000131104 | 67.64 | 0.28% 0.19 | | 24/05/03 17:35:28 | 1,775,234 120,286,434.00 |
| BOLLORÉ S.A. FR0000039299 | 6.145 | 1.07% 0.07 | | 24/05/03 17:38:14 | 579,449 3,560,629.00 |
| BOUYGUES S.A. FR0000120503 | 35.12 | 0.92% 0.32 | | 24/05/03 17:35:29 | 790,280 27,725,690.00 |
| BUREAU VERITAS S.A. FR0006174348 | 27.70 | 1.61% 0.44 | | 24/05/03 17:35:29 | 841,276 23,245,591.00 |
| CAPGEMINI SE FR0000125338 | 202.60 | 1.68% 3.35 | | 24/05/03 17:38:10 | 306,087 61,976,998.00 |
| CARMILA SA FR0010828137 | 15.98 | 0.25% 0.04 | | 24/05/03 17:35:02 | 41,323 661,675.00 |

| | | | | | |
|--|--------|-----------------|---|----------------------|-----------------------------|
| CARREFOUR SA FR0000120172 | 15.62 | 0.55% 0.09 |  | 24/05/03 17:35:17 | 951,470 14,861,296.00 |
| CGG S.A. FR0013181864 | 0.3975 | -1.68% -0.01 |  | 24/05/03 17:35:21 | 2,582,378 1,035,101.00 |
| COFACE S.A. FR0010667147 | 14.51 | 0.14% 0.02 |  | 24/05/03 17:35:03 | 235,389 3,425,678.00 |
| COMPAGNIE DE SAINT-GOBAIN... FR0000125007 | 77.70 | 2.64% 2.00 |  | 24/05/03 17:38:28 | 1,131,997 82,609,018.00 |
| COMPAGNIE GENERALE DES ET... FR001400AJ45 | 36.38 | -0.38% -0.14 |  | 24/05/03 17:35:36 | 1,037,382 36,877,483.00 |
| COMPAGNIE PLASTIC OMNIUM ... FR0000124570 | 11.40 | -0.26% -0.03 |  | 24/05/03 17:35:16 | 78,780 908,912.00 |
| COVIVIO SA FR0000064578 | 48.02 | 1.78% 0.84 |  | 24/05/03 17:35:09 | 145,865 7,007,823.00 |
| CRÉDIT AGRICOLE S.A. FR0000045072 | 14.77 | 1.10% 0.16 |  | 24/05/03 17:36:21 | 8,129,082 121,337,109.00 |
| DANONE S.A. FR0000120644 | 57.74 | 0.66% 0.38 |  | 24/05/03 17:36:14 | 1,735,441 99,943,827.00 |
| DASSAULT AVIATION S.A. FR0014004L86 | 201.80 | 0.80% 1.60 |  | 24/05/03 17:35:18 | 47,496 9,583,446.00 |
| DASSAULT SYSTÈMES SE FR0014003TT8 | 36.92 | 0.63% 0.23 |  | 24/05/03 17:35:09 | 1,449,240 53,467,452.00 |
| DERICHEBOURG SA FR0000053381 | 4.272 | 1.09% 0.05 |  | 24/05/03 17:35:24 | 236,186 1,005,960.00 |
| EDENRED S.A. FR0010908533 | 45.56 | 3.03% 1.34 |  | 24/05/03 17:37:04 | 498,350 22,636,877.00 |
| EIFPAGE S.A. FR0000130452 | 101.80 | 1.09% 1.10 |  | 24/05/03 17:35:09 | 270,841 26,752,317.00 |
| ELIOR GROUP SA FR0011950732 | 2.624 | 0.08% 0.00 |  | 24/05/03 17:35:10 | 513,122 1,361,601.00 |
| ELIS S.A. FR0012435121 | 21.52 | 1.89% 0.40 |  | 24/05/03 17:35:08 | 237,104 5,100,733.00 |
| EMEIS FR001400NLM4 | 13.33 | -0.09% -0.01 |  | 24/05/03 17:37:36 | 200,498 2,698,795.00 |
| ENGIE S.A. FR0010208488 | 15.19 | -0.16% -0.03 |  | 24/05/03 17:35:14 | 4,693,159 71,391,519.00 |
| ERAMET S.A. FR0000131757 | 92.65 | 0.76% 0.70 |  | 24/05/03 17:35:09 | 35,828 3,304,968.00 |
| ESSILORLUXOTTICA FR0000121667 | 202.00 | 0.45% 0.90 |  | 24/05/03 17:35:01 | 410,134 82,689,020.00 |
| EURAZEO SE FR0000121121 | 85.50 | 0.41% 0.35 |  | 24/05/03 17:35:08 | 92,368 7,920,931.00 |
| EUROAPI SAS FR0014008VX5 | 2.892 | 0.91% 0.03 |  | 24/05/03 17:35:28 | 80,803 234,697.00 |
| EUROFINS SCIENTIFIC S.E. FR0014000MR3 | 56.68 | 0.32% 0.18 |  | 24/05/03 17:35:25 | 259,204 14,743,984.00 |
| EURONEXT N.V. NL0006294274 | 85.50 | 1.00% 0.85 |  | 24/05/03 17:35:24 | 166,616 14,156,171.00 |
| EUTELSAT COMMUNICATIONS FR0010221234 | 3.864 | 2.33% 0.09 |  | 24/05/03 17:35:22 | 378,161 1,460,465.00 |
| FORVIA SE FR0000121147 | 15.05 | -1.28% -0.20 |  | 24/05/03 17:38:30 | 935,599 14,237,872.00 |
| GAZTRANSPORT ET TECHNIGAZ... FR0011726835 | 132.30 | 0.30% 0.40 |  | 24/05/03 17:35:13 | 74,959 9,934,541.00 |
| GECINA S.A. | 98.65 | 1.49% |  | 24/05/03 | 144,245 |

| | | | | | |
|--|----------|-----------------|--|----------------------|----------------------------|
| FR0010040865 | | 1.45 | | 17:35:07 | 14,136,362.00 |
| GETLINK SE FR0010533075 | 16.56 | 1.53% 0.25 |  | 24/05/03 17:35:22 | 350,482 5,795,711.00 |
| HERMES INTERNATIONAL SA FR0000052292 | 2,285.00 | 2.01% 45.00 |  | 24/05/03 17:35:09 | 45,855 104,588,215.00 |
| ICADE SA FR0000035081 | 26.16 | 1.47% 0.38 |  | 24/05/03 17:36:09 | 156,008 4,066,502.00 |
| ID LOGISTICS GROUP FR0010929125 | 343.50 | 1.03% 3.50 |  | 24/05/03 17:35:03 | 1,850 635,038.00 |
| IMERYS S.A. FR0000120859 | 34.34 | 0.70% 0.24 |  | 24/05/03 17:35:01 | 107,039 3,672,208.00 |
| INTERPARFUMS SA FR0004024222 | 47.60 | 2.04% 0.95 |  | 24/05/03 17:35:17 | 19,216 915,673.00 |
| IPSEN S.A. FR0010259150 | 114.50 | -0.52% -0.60 |  | 24/05/03 17:35:29 | 42,555 4,877,002.00 |
| IPSOS S.A. FR0000073298 | 63.55 | 0.08% 0.05 |  | 24/05/03 17:35:20 | 33,696 2,144,032.00 |
| JCDECAUX SA FR0000077919 | 21.62 | 9.91% 1.95 |  | 24/05/03 17:37:22 | 398,348 8,542,232.00 |
| KERING S.A. FR0000121485 | 328.55 | 1.78% 5.75 |  | 24/05/03 17:35:21 | 250,313 82,149,095.00 |
| KLÉPIERRE S.A. FR0000121964 | 25.42 | 0.00% 0.00 | | 24/05/03 17:35:06 | 820,971 20,915,545.00 |
| L'OREAL S.A. FR0000120321 | 440.90 | 0.96% 4.20 |  | 24/05/03 17:35:07 | 222,091 97,645,780.00 |
| LA FRANCAISE DES JEUX SA FR0013451333 | 33.80 | 0.84% 0.28 |  | 24/05/03 17:35:16 | 182,744 6,178,984.00 |
| LECTRA S.A. FR0000065484 | 32.65 | -0.46% -0.15 |  | 24/05/03 17:35:27 | 14,305 238,901.00 |
| LEGRAND S.A. FR0010307819 | 95.34 | -2.40% -2.34 |  | 24/05/03 17:37:36 | 983,863 93,069,410.00 |
| LVMH MOET HENNESSY LOUIS ... FR0000121014 | 782.00 | 1.96% 15.00 |  | 24/05/03 17:35:06 | 232,682 181,593,769.00 |
| MERCIALYS SA FR0010241638 | 10.59 | 2.02% 0.21 |  | 24/05/03 17:39:23 | 227,515 2,398,930.00 |
| MERSEN S.A. FR0000039620 | 35.45 | 1.43% 0.50 |  | 24/05/03 17:35:25 | 11,858 419,732.00 |
| METROPOLE TELEVISION M6 FR0000053225 | 13.26 | -0.75% -0.10 |  | 24/05/03 17:35:05 | 64,631 861,526.00 |
| NEOEN S.A. FR0011675362 | 29.30 | 2.66% 0.76 |  | 24/05/03 17:35:27 | 234,443 6,839,604.00 |
| NEXANS S.A. FR0000044448 | 99.90 | -1.67% -1.70 |  | 24/05/03 17:35:13 | 105,732 10,540,291.00 |
| NEXITY SA FR0010112524 | 11.07 | 4.24% 0.45 |  | 24/05/03 17:35:21 | 230,840 2,523,168.00 |
| ORANGE SA FR0000133308 | 10.45 | 0.43% 0.05 |  | 24/05/03 17:37:36 | 4,912,488 51,384,254.00 |
| PERNOD RICARD S.A. FR0000120693 | 141.25 | 0.39% 0.55 |  | 24/05/03 17:37:36 | 596,879 84,707,249.00 |
| PLUXEE NV EUR0.01 NL0015001W49 | 29.68 | 1.42% 0.42 |  | 24/05/03 17:35:29 | 147,513 4,359,793.00 |
| PUBLICIS GROUPE S.A. FR0000130577 | 104.75 | 1.01% 1.05 |  | 24/05/03 17:35:20 | 159,252 16,658,157.00 |
| RENAULT SA FR0000131906 | 48.00 | 0.76% 0.36 |  | 24/05/03 17:35:05 | 519,551 24,932,027.00 |

| | | | | | |
|--|--------|-----------------|---|----------------------|------------------------------|
| REXEL S.A. FR0010451203 | 26.05 | 2.96% 0.75 |  | 24/05/03 17:35:20 | 1,029,364 26,687,486.00 |
| RUBIS SCA FR0013269123 | 32.28 | 0.50% 0.16 |  | 24/05/03 17:35:08 | 146,121 4,716,725.00 |
| RÉMY COINTREAU SA FR0000130395 | 90.25 | 1.75% 1.55 |  | 24/05/03 17:35:25 | 57,792 5,216,359.00 |
| SAFRAN SA FR0000073272 | 206.40 | 1.78% 3.60 |  | 24/05/03 17:35:16 | 323,192 66,528,156.00 |
| SANOFI S.A. FR0000120578 | 91.30 | -0.65% -0.60 | | 24/05/03 17:35:27 | 891,417 81,522,017.00 |
| SARTORIUS STEDIM BIOTECH ... FR0013154002 | 208.30 | 1.17% 2.40 |  | 24/05/03 17:35:05 | 57,704 12,044,038.00 |
| SCHNEIDER ELECTRIC SE FR0000121972 | 216.30 | 1.31% 2.80 |  | 24/05/03 17:35:23 | 345,567 74,538,846.00 |
| SCOR SE FR0010411983 | 29.78 | -0.80% -0.24 | | 24/05/03 17:35:24 | 300,238 8,937,159.00 |
| SEB S.A. FR0000121709 | 112.40 | 1.44% 1.60 |  | 24/05/03 17:35:28 | 32,375 3,630,157.00 |
| SES S.A. LU0088087324 | 4.56 | -2.81% -0.13 | | 24/05/03 17:35:06 | 1,172,102 5,400,007.00 |
| SOCIETE BIC S.A. FR0000120966 | 65.10 | 0.62% 0.40 |  | 24/05/03 17:38:49 | 14,561 948,080.00 |
| SOCIÉTÉ GÉNÉRALE S.A. FR0000130809 | 24.455 | -5.18% -1.34 | | 24/05/03 17:39:59 | 14,137,526 356,077,446.00 |
| SODEXO S.A. FR0000121220 | 80.75 | 0.81% 0.65 |  | 24/05/03 17:35:13 | 135,945 10,977,592.00 |
| SOITEC S.A. FR0013227113 | 94.20 | 2.84% 2.60 |  | 24/05/03 17:35:23 | 83,240 7,826,796.00 |
| SOLUTIONS 30 SE FR0013379484 | 1.98 | 4.21% 0.08 |  | 24/05/03 17:35:06 | 624,354 1,223,265.00 |
| SOLVAY SA BE0003470755 | 30.14 | -1.18% -0.36 | | 24/05/03 17:37:36 | 364,126 10,899,206.00 |
| SOPRA STERIA GROUP S.A. FR0000050809 | 212.20 | 2.41% 5.00 |  | 24/05/03 17:35:00 | 29,342 6,215,699.00 |
| SPIE S.A. FR0012757854 | 34.96 | 1.51% 0.52 |  | 24/05/03 17:35:08 | 210,235 7,343,918.00 |
| STELLANTIS N.V. NL00150001Q9 | 20.35 | 1.88% 0.38 |  | 24/05/03 17:38:49 | 3,313,299 67,176,236.00 |
| STMICROELECTRONICS N.V. NL0000226223 | 37.205 | 2.59% 0.94 |  | 24/05/03 17:35:07 | 1,746,644 64,816,490.00 |
| TECHNIP ENERGIES BV NL0014559478 | 22.30 | 2.39% 0.52 |  | 24/05/03 17:35:16 | 276,950 6,143,250.00 |
| THALES S.A. FR0000121329 | 161.05 | 1.48% 2.35 |  | 24/05/03 17:35:29 | 141,409 22,723,624.00 |