

FRANCE SBF 120

ISIN: **FR0003999481** WKN: -

Overview

2024/05/02 18:05:02

Price

5,993.68 EURDifference  -0.74% (-44.61)

General attributes

ISIN FR0003999481

Symbol -

Country France

Instruments in index 120

Type of index -

Security type Index

Market data

Open 6,019.72 EUR

High 6,021.45 EUR

Low 5,988.27 EUR

Close (prev. day) 6,038.29 EUR

Trading volume (m) 111,223,182

Volume (pcs) 4,287,212,025

Top 5

Name 	Price	+ - (%) 	Trend 
TÉLÉPERFOR...	97.32	+13.85	
IMERYYS S.A...	34.10	+12.62	
WORLDLINE ...	10.80	+10.16	
DERICHEBOU...	4.226	+5.91	
ALSTOM SA	15.545	+4.50	

Intraday 1w 1m 6m 1y 3y

Flop 5

Name 	Price	+ - (%) 	Trend 
ENGIE S.A.	15.215	-6.48	
STELLANTIS...	19.98	-4.34	
X-FAB SILI...	6.255	-4.21	
STMICROELE...	36.265	-3.67	
VUSIONGROU...	149.70	-2.98	

Intraday 1w 1m 6m 1y 3y

5y



Information about previous performance does not guarantee future performance.

Source: FactSet

Recent research

on market

Date	Headline	Download 
2024/05/02	 FX markets reflect uncertain interest rate outlook	
2024/05/02	 FX-Märkte spiegeln unsicheres Zinsumfeld wider	
2024/04/30	 Credit Markets Weekly	
2024/04/30	 Credit Markets Weekly (DE)	
2024/04/29	 Wie reagiert die Fed auf die jüngsten Daten?	

Futures and Options

Related Futures -

Related Options -

Details

2024/05/02 18:05:02

Price

5,993.68 EURDifference  -0.74% (-44.61)

General attributes

ISIN FR0003999481

Symbol -

Country France

Security type Index

Instruments in index 120

Market data

Open 6,019.72 EUR

High 6,021.45 EUR

Low 5,988.27 EUR

Close (prev. day) 6,038.29 EUR

Trading volume (m) 111,223,182

Volume (pcs) 4,287,212,025

Performance and Risk

	6m	1y	3y
Perf (%)	+11.94%	+6.52%	+21.64%
Perf (abs.)	+639.10	+366.68	+1,066.47
Beta	-	-	-
Volatility	9.73	11.92	16.81



Information about previous performance does not guarantee future performance.

Source: FactSet

Price data























Ø price 5 days Ø volume 5 days (pcs.)	6,059.20 EUR (101,821,065)
Ø price 30 days Ø volume 30 days (pcs.)	6,109.65 EUR (121,254,840)
Ø price 100 days Ø volume 100 days (pcs.)	5,900.83 EUR (246,838,641)
Ø price 250 days Ø volume 250 days (pcs.)	5,659.72 EUR (164,902,142)
YTD High date	6,239.43 EUR (2024/04/02)
YTD Low date	5,526.38 EUR (2024/01/17)
52 Weeks High date	6,239.43 EUR (2024/04/02)
52 Weeks Low date	5,132.00 EUR (2023/10/23)

Composition

Name ISIN	Price	Diff % Diff +/-	Performance	Date Time	Turnover Pc. Turnover Money
ACCOR S.A. FR0000120404	40.84	-1.14% -0.47		24/05/02 17:37:40	654,023 26,733,090.00
AIR FRANCE-KLM SA FR001400J770	9.986	3.61% 0.35	█	24/05/02 17:35:22	2,236,203 22,223,451.00
AIR LIQUIDE SA FR0000120073	181.06	-1.53% -2.82		24/05/02 17:38:58	777,077 140,805,998.00
AIRBUS SE NL0000235190	153.58	-0.71% -1.10		24/05/02 17:37:41	1,064,174 163,448,658.00
ALD EUR1.5 FR0013258662	6.385	2.90% 0.18	█	24/05/02 17:35:04	371,908 2,374,500.00
ALSTOM SA FR0010220475	15.545	4.50% 0.67	█	24/05/02 17:36:24	2,319,643 35,974,925.00
ALTEN S.A. FR0000071946	110.20	-0.45% -0.50		24/05/02 17:35:19	57,303 6,097,093.00
AMUNDI S.A. FR0004125920	66.65	1.37% 0.90	█	24/05/02 17:35:19	53,626 3,560,477.00
APERAM S.A. LU0569974404	27.22	-0.80% -0.22		24/05/02 17:37:02	304,108 8,287,004.00
ARCELORMITTAL S.A. LU1598757687	24.33	3.14% 0.74	█	24/05/02 17:35:27	3,426,277 82,962,703.00
ARGAN FR0010481960	75.00	1.63% 1.20	█	24/05/02 17:35:27	34,389 2,568,043.00
ARKEMA S.A. FR0010313833	98.30	1.29% 1.25	█	24/05/02 17:35:00	116,327 11,376,465.00
ATOS SE FR0000051732	2.02	-0.20% -0.00		24/05/02 17:35:38	2,648,940 5,426,765.00
AXA S.A. FR0000120628	31.87	-1.76% -0.57		24/05/02 17:37:20	5,025,128 154,551,497.00
AÉROPORTS DE PARIS S.A. FR0010340141	121.30	1.51% 1.80	█	24/05/02 17:38:37	122,260 14,823,132.00
BENETEAU S.A. FR0000035164	12.46	1.96% 0.24	█	24/05/02 17:35:53	104,565 814,108.00
BIOMERIEUX FR0013280286	98.85	-1.15% -1.15		24/05/02 17:35:10	161,953 16,027,323.00
BNP PARIBAS S.A. FR0000131104	67.45	-0.24% -0.16		24/05/02 17:35:48	1,771,056 119,529,675.00
BOLLORÉ S.A. FR0000039299	6.08	-0.33% -0.02		24/05/02 17:35:19	985,415 5,974,097.00
BOUYGUES S.A. FR0000120503	34.80	0.55% 0.19	█	24/05/02 17:35:13	611,376 21,251,691.00
BUREAU VERITAS S.A. FR0006174348	27.26	-0.58% -0.16		24/05/02 17:35:27	539,315 14,725,850.00
CAPGEMINI SE FR0000125338	199.25	0.68% 1.35	█	24/05/02 17:36:23	419,763 83,401,826.00
CARMILA SA FR0010828137	15.94	1.14% 0.18	█	24/05/02 17:35:13	36,122 572,137.00

CARREFOUR SA FR0000120172	15.535	-1.61% -0.26		24/05/02 17:35:08	2,475,902 38,528,532.00
CGG S.A. FR0013181864	0.4043	1.89% 0.01	█	24/05/02 17:35:28	3,337,231 1,339,601.00
COFACE S.A. FR0010667147	14.49	0.28% 0.04		24/05/02 17:35:26	149,279 2,164,659.00
COMPAGNIE DE SAINT-GOBAIN... FR0000125007	75.70	1.39% 1.04	█	24/05/02 17:35:11	1,213,404 91,659,087.00
COMPAGNIE GENERALE DES ET... FR001400AJ45	36.52	0.94% 0.34	█	24/05/02 17:35:29	1,475,916 53,863,227.00
COMPAGNIE PLASTIC OMNIUM ... FR0000124570	11.43	-0.44% -0.05		24/05/02 17:35:29	135,951 1,556,626.00
COVIVIO SA FR0000064578	47.18	0.68% 0.32	█	24/05/02 17:35:10	177,150 8,356,873.00
CRÉDIT AGRICOLE S.A. FR0000045072	14.61	0.41% 0.06		24/05/02 17:35:43	4,177,142 61,140,542.00
DANONE S.A. FR0000120644	59.46	1.36% 0.80	█	24/05/02 17:36:14	1,419,512 84,193,554.00
DASSAULT AVIATION S.A. FR0014004L86	200.20	-0.50% -1.00		24/05/02 17:35:15	41,217 8,248,107.00
DASSAULT SYSTÈMES SE FR0014003TT8	36.69	-0.92% -0.34		24/05/02 17:35:16	1,714,561 62,915,866.00
DERICHEBOURG SA FR0000053381	4.226	5.91% 0.24	█	24/05/02 17:35:27	496,801 2,085,776.00
EDENRED S.A. FR0010908533	44.22	-0.54% -0.24		24/05/02 17:35:28	859,998 38,099,207.00
EIFPAGE S.A. FR0000130452	100.70	0.40% 0.40		24/05/02 17:35:32	275,106 26,337,918.00
ELIOR GROUP SA FR0011950732	2.622	1.47% 0.04	█	24/05/02 17:36:39	458,726 1,197,766.00
ELIS S.A. FR0012435121	21.12	0.00% 0.00		24/05/02 17:35:19	153,847 3,250,009.00
EMEIS FR001400NLM4	13.342	4.23% 0.54	█	24/05/02 17:35:07	242,880 3,204,150.00
ENGIE S.A. FR0010208488	15.215	-6.48% -1.06		24/05/02 17:37:56	11,504,352 175,024,589.00
ERAMET S.A. FR0000131757	91.95	0.66% 0.60	█	24/05/02 17:35:15	53,250 4,877,687.00
ESSILORLUXOTTICA FR0000121667	201.10	0.15% 0.30		24/05/02 17:36:01	326,952 65,684,328.00
EURAZEO SE FR0000121121	85.15	0.41% 0.35		24/05/02 17:35:19	85,987 7,306,309.00
EUROAPI SAS FR0014008VX5	2.866	-2.91% -0.09		24/05/02 17:35:13	227,799 661,346.00
EUROFINS SCIENTIFIC S.E. FR0014000MR3	56.50	-1.91% -1.10		24/05/02 17:35:25	409,683 23,244,371.00
EURONEXT N.V. NL0006294274	84.65	0.00% 0.00		24/05/02 17:35:10	121,596 10,269,309.00
EUTELSAT COMMUNICATIONS FR0010221234	3.776	-0.26% -0.01		24/05/02 17:35:00	62,390 236,161.00
FORVIA SE FR0000121147	15.245	1.63% 0.25	█	24/05/02 17:35:25	1,264,815 19,422,072.00
GAZTRANSPORT ET TECHNIGAZ... FR0011726835	131.90	0.69% 0.90		24/05/02 17:35:02	69,580 9,145,963.00
GECINA S.A.	97.20	1.25%	█	24/05/02	117,302

FR0010040865		1.20		17:36:34	11,383,321.00
GETLINK SE FR0010533075	16.31	1.94% 0.31		24/05/02 17:36:18	977,808 15,975,089.00
HERMES INTERNATIONAL SA FR0000052292	2,240.00	-0.49% -11.00		24/05/02 17:35:12	43,476 97,496,139.00
ICADE SA FR0000035081	25.78	3.12% 0.78		24/05/02 17:35:15	133,938 3,410,250.00
ID LOGISTICS GROUP FR0010929125	340.00	-1.73% -6.00		24/05/02 17:35:24	3,385 1,153,656.00
IMERYS S.A. FR0000120859	34.10	12.62% 3.82		24/05/02 17:35:19	419,820 14,064,847.00
INTERPARFUMS SA FR0004024222	46.65	-1.89% -0.90		24/05/02 17:35:14	40,487 1,895,645.00
IPSEN S.A. FR0010259150	115.10	0.88% 1.00		24/05/02 17:35:07	55,682 6,423,458.00
IPSOS S.A. FR0000073298	63.50	0.95% 0.60		24/05/02 17:35:21	41,178 2,612,421.00
JCDECAUX SA FR0000077919	19.67	0.25% 0.05		24/05/02 17:35:22	173,587 3,419,189.00
KERING S.A. FR0000121485	322.80	-2.18% -7.20		24/05/02 17:35:00	231,602 74,610,981.00
KLÉPIERRE S.A. FR0000121964	25.42	0.63% 0.16		24/05/02 17:36:07	588,587 14,956,193.00
L'OREAL S.A. FR0000120321	436.70	-0.67% -2.95		24/05/02 17:35:14	363,530 138,270,833.00
LA FRANCAISE DES JEUX SA FR0013451333	35.30	-0.45% -0.16		24/05/02 17:35:13	194,846 6,883,205.00
LECTRA S.A. FR0000065484	32.80	2.50% 0.80		24/05/02 17:35:19	22,667 738,204.00
LEGRAND S.A. FR0010307819	97.68	0.85% 0.82		24/05/02 17:35:20	749,589 72,920,664.00
LVMH MOET HENNESSY LOUIS ... FR0000121014	767.00	-0.96% -7.40		24/05/02 17:35:10	233,167 179,545,757.00
MERCIALYS SA FR0010241638	10.38	2.17% 0.22		24/05/02 17:35:08	201,955 1,634,124.00
MERSEN S.A. FR0000039620	34.95	0.43% 0.15		24/05/02 17:35:28	14,912 520,517.00
METROPOLE TELEVISION M6 FR0000053225	13.36	0.75% 0.10		24/05/02 17:35:24	95,986 1,279,566.00
NEOEN S.A. FR0011675362	28.54	-0.76% -0.22		24/05/02 17:35:28	338,928 9,730,391.00
NEXANS S.A. FR0000044448	101.60	1.20% 1.20		24/05/02 17:35:01	87,718 8,823,408.00
NEXITY SA FR0010112524	10.62	0.76% 0.08		24/05/02 17:35:17	141,797 1,509,728.00
ORANGE SA FR0000133308	10.405	-0.19% -0.02		24/05/02 17:36:09	4,660,587 48,431,859.00
PERNOD RICARD S.A. FR0000120693	140.70	-0.92% -1.30		24/05/02 17:35:15	519,706 73,294,552.00
PLUXEE NV EUR0.01 NL0015001W49	29.265	1.30% 0.38		24/05/02 17:35:21	180,458 5,300,316.00
PUBLICIS GROUPE S.A. FR0000130577	103.70	-0.14% -0.15		24/05/02 17:35:20	204,581 21,111,394.00
RENAULT SA FR0000131906	47.64	1.93% 0.90		24/05/02 17:35:26	1,389,153 66,107,893.00

REXEL S.A. FR0010451203	25.30	3.56% 0.87		24/05/02 17:35:16	1,166,052 28,013,774.00
RUBIS SCA FR0013269123	32.12	-1.17% -0.38		24/05/02 17:35:18	182,665 5,881,066.00
RÉMY COINTREAU SA FR0000130395	88.70	-0.78% -0.70		24/05/02 17:35:06	69,739 6,203,062.00
SAFRAN SA FR0000073272	202.80	-0.69% -1.40		24/05/02 17:35:05	475,358 96,336,975.00
SANOFI S.A. FR0000120578	91.90	-1.27% -1.18		24/05/02 17:37:59	1,753,124 160,803,220.00
SARTORIUS STEDIM BIOTECH ... FR0013154002	205.90	1.43% 2.90		24/05/02 17:35:00	108,028 22,313,269.00
SCHNEIDER ELECTRIC SE FR0000121972	213.50	-0.74% -1.60		24/05/02 17:35:07	448,640 95,794,038.00
SCOR SE FR0010411983	30.02	-2.02% -0.62		24/05/02 17:35:02	469,074 14,123,245.00
SEB S.A. FR0000121709	110.80	-0.36% -0.40		24/05/02 17:35:11	47,374 5,246,666.00
SES S.A. LU0088087324	4.692	2.85% 0.13		24/05/02 17:35:29	2,753,989 12,570,586.00
SOCIETE BIC S.A. FR0000120966	64.70	-1.97% -1.30		24/05/02 17:35:16	23,615 1,536,297.00
SOCIÉTÉ GÉNÉRALE S.A. FR0000130809	25.79	1.58% 0.40		24/05/02 17:38:22	4,191,751 108,011,890.00
SODEXO S.A. FR0000121220	80.10	-2.02% -1.65		24/05/02 17:35:15	357,851 28,728,336.00
SOITEC S.A. FR0013227113	91.60	-1.08% -1.00		24/05/02 17:35:20	92,775 8,487,796.00
SOLUTIONS 30 SE FR0013379484	1.90	-0.99% -0.02		24/05/02 17:35:29	389,626 747,397.00
SOLVAY SA BE0003470755	30.50	0.30% 0.09		24/05/02 17:35:24	390,674 11,853,624.00
SOPRA STERIA GROUP S.A. FR0000050809	207.20	0.58% 1.20		24/05/02 17:35:04	36,773 7,522,131.00
SPIE S.A. FR0012757854	34.44	0.76% 0.26		24/05/02 17:35:09	177,998 5,696,899.00
STELLANTIS N.V. NL00150001Q9	19.974	-4.34% -0.91		24/05/02 17:35:21	7,315,334 147,072,618.00
STMICROELECTRONICS N.V. NL0000226223	36.265	-3.67% -1.38		24/05/02 17:36:14	1,891,860 69,107,650.00
TECHNIP ENERGIES BV NL0014559478	21.78	-2.07% -0.46		24/05/02 17:35:28	608,377 13,170,129.00
THALES S.A. FR0000121329	158.70	0.47% 0.75		24/05/02 17:35:07	181,354 28,752,628.00