

FRANCE SBF 120

ISIN: **FR0003999481** WKN: -

Overview

2024/04/26 18:05:02

Price

6,110.15 EURDifference  0.90% (54.43)

General attributes

ISIN FR0003999481

Symbol -

Country France

Instruments in index 120

Type of index -

Security type Index

Market data

Open 6,098.42 EUR

High 6,130.02 EUR

Low 6,066.07 EUR

Close (prev. day) 6,055.72 EUR

Trading volume (m) 92,925,197

Volume (pcs) 4,175,374,176

5y



Information about previous performance does not guarantee future performance.

Source: FactSet

Top 5

Name 	Price	+ - (%) 	Trend 
ERAMET S.A...	88.25	+11.29 	
EMEIS	12.80	+7.29 	
NEXITY SA	10.22	+7.18 	
COMPAGNIE ...	75.24	+6.88 	
EUROAPI SA...	2.76	+6.32 	

Intraday 1w 1m 6m 1y 3y

Flop 5

Name 	Price	+ - (%) 	Trend 
ALTEN S.A.	114.20	-11.40 	
VUSIONGROU...	126.50	-5.24 	
VALÉO SE	11.505	-3.24 	
STMICROELE...	38.675	-2.51 	
LECTRA S.A...	32.10	-2.28 	

Intraday 1w 1m 6m 1y 3y

Recent research

on market

Date	Headline	Download 
2024/04/26	 Week Ahead 	
2024/04/26	 Wochenausblick 	
2024/04/26	 Global Equity Ratings 	
2024/04/26	 Aktienempfehlungen Global 	
2024/04/24	 Credit Markets Weekly 	

Futures and Options

Related Futures -

Related Options -

Details

2024/04/26 18:05:02

Price

6,110.15 EUR

Difference



0.90% (54.43)

General attributes

ISIN FR0003999481

Symbol -

Country France

Security type Index

Instruments in index 120

Market data

Open 6,098.42 EUR

High 6,130.02 EUR

Low 6,066.07 EUR

Close (prev. day) 6,055.72 EUR

Trading volume (m) 92,925,197

Volume (pcs) 4,175,374,176

Performance and Risk

	6m	1y	3y
Perf (%)	+17.21%	+7.50%	+23.75%
Perf (abs.)	+897.00	+426.52	+1,172.70
Beta	-	-	-
Volatility	9.87	11.94	16.79



5y

Information about previous performance does not guarantee future performance.


Source: FactSet

Price data























Ø price 5 days Ø volume 5 days (pcs.)	6,095.85 EUR (92,227,285)
Ø price 30 days Ø volume 30 days (pcs.)	6,120.36 EUR (139,404,609)
Ø price 100 days Ø volume 100 days (pcs.)	5,887.39 EUR (257,317,658)
Ø price 250 days Ø volume 250 days (pcs.)	5,654.86 EUR (164,846,761)
YTD High date	6,239.43 EUR (2024/04/02)
YTD Low date	5,526.38 EUR (2024/01/17)
52 Weeks High date	6,239.43 EUR (2024/04/02)
52 Weeks Low date	5,132.00 EUR (2023/10/23)

Composition

Name ISIN	Price	Diff % Diff +/-	Performance	Date Time	Turnover Pc. Turnover Money
ACCOR S.A. FR0000120404	42.28	1.39% 0.58		24/04/26 17:35:06	728,827 30,341,255.00
AIR FRANCE-KLM SA FR001400J770	9.72	0.31% 0.03		24/04/26 17:37:51	1,369,653 13,446,658.00
AIR LIQUIDE SA FR0000120073	185.18	0.85% 1.56		24/04/26 17:35:13	488,448 90,085,110.00
AIRBUS SE NL0000235190	157.06	-0.92% -1.46		24/04/26 17:35:29	1,450,081 226,262,077.00
ALD EUR1.5 FR0013258662	6.195	5.63% 0.33		24/04/26 17:35:18	692,988 4,127,345.00
ALSTOM SA FR0010220475	15.045	0.94% 0.14		24/04/26 17:38:27	1,547,061 23,245,720.00
ALTEN S.A. FR0000071946	114.20	-11.40% -14.70		24/04/26 17:37:20	124,008 12,976,278.00
AMUNDI S.A. FR0004125920	65.75	3.30% 2.10		24/04/26 17:35:04	320,332 20,938,639.00
APERAM S.A. LU0569974404	27.90	1.97% 0.54		24/04/26 17:35:17	156,199 4,352,590.00
ARCELORMITTAL S.A. LU1598757687	23.75	0.89% 0.21		24/04/26 17:37:40	2,295,626 54,778,936.00
ARGAN FR0010481960	72.70	1.54% 1.10		24/04/26 17:37:00	20,231 1,390,256.00
ARKEMA S.A. FR0010313833	96.25	1.74% 1.65		24/04/26 17:35:08	74,633 7,087,770.00
ATOS SE FR0000051732	1.908	0.93% 0.02		24/04/26 17:35:25	923,598 1,761,472.00
AXA S.A. FR0000120628	33.85	0.15% 0.05		24/04/26 17:35:06	3,241,106 109,852,044.00
AÉROPORTS DE PARIS S.A. FR0010340141	118.50	1.37% 1.60		24/04/26 17:35:30	142,907 16,870,270.00
BENETEAU S.A. FR0000035164	12.24	-0.49% -0.06		24/04/26 17:35:14	55,679 639,704.00
BIOMERIEUX FR0013280286	101.50	2.01% 2.00		24/04/26 17:35:04	49,384 4,817,329.00
BNP PARIBAS S.A. FR0000131104	67.01	-1.97% -1.35		24/04/26 17:35:21	3,211,049 215,595,072.00
BOLLORÉ S.A. FR0000039299	6.225	0.57% 0.04		24/04/26 17:35:13	492,887 3,069,479.00
BOUYGUES S.A. FR0000120503	36.24	1.06% 0.38		24/04/26 17:38:28	688,082 24,928,687.00
BUREAU VERITAS S.A. FR0006174348	27.68	1.32% 0.36		24/04/26 17:35:23	917,163 25,179,259.00
CAPGEMINI SE FR0000125338	203.10	0.99% 2.00		24/04/26 17:35:24	219,551 44,341,390.00
CARMILA SA FR0010828137	16.86	0.60% 0.10		24/04/26 17:35:05	49,655 837,517.00

CARREFOUR SA FR0000120172	15.92	1.43% 0.23		24/04/26 17:35:16	1,710,433 27,230,193.00
CGG S.A. FR0013181864	0.4076	-1.09% -0.00		24/04/26 17:35:24	3,304,707 1,370,788.00
COFACE S.A. FR0010667147	14.46	0.00% 0.00		24/04/26 17:35:05	171,977 2,403,591.00
COMPAGNIE DE SAINT-GOBAIN... FR0000125007	75.24	6.88% 4.84		24/04/26 17:35:20	1,714,163 127,773,288.00
COMPAGNIE GENERALE DES ET... FR001400AJ45	35.62	-0.61% -0.22		24/04/26 17:35:27	1,647,581 58,562,490.00
COMPAGNIE PLASTIC OMNIUM ... FR0000124570	11.65	0.43% 0.05		24/04/26 17:35:03	145,567 1,689,732.00
COVIVIO SA FR0000064578	46.60	3.93% 1.76		24/04/26 17:35:16	100,944 4,678,775.00
CRÉDIT AGRICOLE S.A. FR0000045072	14.555	0.55% 0.08		24/04/26 17:35:19	5,330,648 77,320,459.00
DANONE S.A. FR0000120644	58.30	-1.69% -1.00		24/04/26 17:35:03	1,267,351 73,479,425.00
DASSAULT AVIATION S.A. FR0014004L86	203.80	0.99% 2.00		24/04/26 17:35:23	19,478 3,903,046.00
DASSAULT SYSTÈMES SE FR0014003TT8	37.77	1.29% 0.48		24/04/26 17:35:28	3,052,965 108,921,911.00
DERICHEBOURG SA FR0000053381	3.91	1.35% 0.05		24/04/26 17:35:06	168,046 660,929.00
EDENRED S.A. FR0010908533	44.95	-0.16% -0.07		24/04/26 17:35:22	383,264 17,275,635.00
EIFPAGE S.A. FR0000130452	100.65	1.18% 1.17		24/04/26 17:35:26	183,456 18,469,644.00
ELIOR GROUP SA FR0011950732	2.416	2.63% 0.06		24/04/26 17:35:02	237,551 574,006.00
ELIS S.A. FR0012435121	21.44	0.00% 0.00		24/04/26 17:35:23	141,323 3,033,238.00
EMEIS FR001400NLM4	12.80	7.29% 0.87		24/04/26 17:35:14	439,195 5,570,947.00
ENGIE S.A. FR0010208488	16.10	0.12% 0.02		24/04/26 17:39:37	6,124,533 98,655,360.00
ERAMET S.A. FR0000131757	88.25	11.29% 8.95		24/04/26 17:35:24	347,135 29,810,225.00
ESSILORLUXOTTICA FR0000121667	203.30	0.84% 1.70		24/04/26 17:35:17	289,446 58,408,832.00
EURAZEO SE FR0000121121	84.95	3.16% 2.60		24/04/26 17:35:28	115,364 9,805,102.00
EUROAPI SAS FR0014008VX5	2.76	6.32% 0.16		24/04/26 17:35:19	241,107 652,150.00
EUROFINS SCIENTIFIC S.E. FR0014000MR3	56.64	-1.50% -0.86		24/04/26 17:35:15	413,821 23,321,839.00
EURONEXT N.V. NL0006294274	84.40	0.84% 0.70		24/04/26 17:36:40	149,538 12,612,587.00
EUTELSAT COMMUNICATIONS FR0010221234	3.886	3.30% 0.12		24/04/26 17:35:19	144,029 555,465.00
FORVIA SE FR0000121147	14.335	0.99% 0.14		24/04/26 17:35:16	770,113 11,038,345.00
GAZTRANSPORT ET TECHNIGAZ... FR0011726835	130.00	0.54% 0.70		24/04/26 17:39:25	103,701 13,472,248.00
GECINA S.A.	95.20	2.15%		24/04/26	117,652

FR0010040865		2.00		17:35:52	11,178,876.00
GETLINK SE FR0010533075	15.81	1.12% 0.18		24/04/26 17:35:18	759,043 11,572,962.00
HERMES INTERNATIONAL SA FR0000052292	2,350.00	2.31% 53.00		24/04/26 17:35:20	50,763 118,151,201.00
ICADE SA FR0000035081	25.00	2.21% 0.54		24/04/26 17:36:11	112,717 2,825,967.00
ID LOGISTICS GROUP FR0010929125	342.50	0.15% 0.50		24/04/26 17:35:28	3,940 1,344,200.00
IMERYS S.A. FR0000120859	30.42	2.22% 0.66		24/04/26 17:38:30	87,885 2,664,780.00
INTERPARFUMS SA FR0004024222	47.25	0.00% 0.00		24/04/26 17:35:24	46,575 2,234,915.00
IPSEN S.A. FR0010259150	113.00	0.62% 0.70		24/04/26 17:38:02	55,575 6,220,615.00
IPSOS S.A. FR0000073298	63.50	1.28% 0.80		24/04/26 17:35:04	85,656 5,401,780.00
JCDECAUX SA FR0000077919	19.56	0.57% 0.11		24/04/26 17:35:08	66,137 1,293,630.00
KERING S.A. FR0000121485	337.95	3.25% 10.65		24/04/26 17:37:28	348,536 117,532,662.00
KLÉPIERRE S.A. FR0000121964	25.02	0.72% 0.18		24/04/26 17:35:19	250,731 6,206,097.00
L'OREAL S.A. FR0000120321	435.65	1.51% 6.50		24/04/26 17:35:15	231,165 100,163,240.00
LA FRANCAISE DES JEUX SA FR0013451333	35.04	1.57% 0.54		24/04/26 17:35:05	142,587 4,927,649.00
LECTRA S.A. FR0000065484	32.10	-2.28% -0.75		24/04/26 17:35:21	28,697 927,255.00
LEGRAND S.A. FR0010307819	97.84	2.24% 2.14		24/04/26 17:39:04	401,618 39,168,858.00
LVMH MOET HENNESSY LOUIS ... FR0000121014	792.20	1.83% 14.20		24/04/26 17:35:07	230,271 181,630,488.00
MERCIALYS SA FR0010241638	11.16	1.00% 0.11		24/04/26 17:37:08	253,750 2,823,040.00
MERSEN S.A. FR0000039620	35.50	2.16% 0.75		24/04/26 17:36:10	19,717 699,533.00
METROPOLE TELEVISION M6 FR0000053225	14.50	1.26% 0.18		24/04/26 17:35:04	147,230 2,138,562.00
NEOEN S.A. FR0011675362	29.72	1.23% 0.36		24/04/26 17:35:27	202,687 6,014,733.00
NEXANS S.A. FR0000044448	99.20	2.85% 2.75		24/04/26 17:35:25	74,100 7,175,907.00
NEXITY SA FR0010112524	10.22	7.18% 0.69		24/04/26 17:35:27	280,094 2,833,516.00
ORANGE SA FR0000133308	10.395	-0.86% -0.09		24/04/26 17:35:19	6,134,849 62,587,921.00
PERNOD RICARD S.A. FR0000120693	142.50	0.71% 1.00		24/04/26 17:36:27	597,060 85,017,709.00
PLUXEE NV EUR0.01 NL0015001W49	27.555	-0.51% -0.14		24/04/26 17:35:04	184,870 5,095,242.00
PUBLICIS GROUPE S.A. FR0000130577	104.40	1.75% 1.80		24/04/26 17:35:05	352,025 36,617,140.00
RENAULT SA FR0000131906	48.55	1.15% 0.55		24/04/26 17:38:35	730,066 35,406,664.00

REXEL S.A. FR0010451203	25.28	4.03% 0.98		24/04/26 17:35:19	967,821 23,683,230.00
RUBIS SCA FR0013269123	32.46	0.62% 0.20		24/04/26 17:35:21	159,625 5,177,106.00
RÉMY COINTREAU SA FR0000130395	89.80	-2.07% -1.90		24/04/26 17:35:21	263,794 24,046,146.00
SAFRAN SA FR0000073272	208.60	0.53% 1.10		24/04/26 17:35:16	680,117 140,418,215.00
SANOFI S.A. FR0000120578	91.23	-0.43% -0.39		24/04/26 17:37:02	1,682,358 152,841,784.00
SARTORIUS STEDIM BIOTECH ... FR0013154002	208.30	2.41% 4.90		24/04/26 17:35:08	63,774 13,221,428.00
SCHNEIDER ELECTRIC SE FR0000121972	217.35	2.81% 5.95		24/04/26 17:35:26	845,995 182,934,800.00
SCOR SE FR0010411983	30.40	0.46% 0.14		24/04/26 17:35:16	232,333 7,045,005.00
SEB S.A. FR0000121709	114.20	2.70% 3.00		24/04/26 17:35:29	68,593 7,691,190.00
SES S.A. LU0088087324	5.525	1.38% 0.08		24/04/26 17:35:09	204,662 1,095,353.00
SOCIETE BIC S.A. FR0000120966	65.10	0.31% 0.20		24/04/26 17:35:22	27,422 1,787,752.00
SOCIÉTÉ GÉNÉRALE S.A. FR0000130809	25.335	0.96% 0.24		24/04/26 17:35:21	1,529,540 38,255,053.00
SODEXO S.A. FR0000121220	78.65	-0.44% -0.35		24/04/26 17:35:27	210,168 16,246,633.00
SOITEC S.A. FR0013227113	92.35	4.29% 3.80		24/04/26 17:35:04	86,600 7,949,476.00
SOLUTIONS 30 SE FR0013379484	1.942	3.79% 0.07		24/04/26 17:35:15	249,034 480,004.00
SOLVAY SA BE0003470755	30.18	1.45% 0.43		24/04/26 17:35:04	331,898 10,039,307.00
SOPRA STERIA GROUP S.A. FR0000050809	211.80	-0.94% -2.00		24/04/26 17:35:29	37,971 8,018,584.00
SPIE S.A. FR0012757854	34.16	-0.12% -0.04		24/04/26 17:35:19	223,153 7,531,833.00
STELLANTIS N.V. NL00150001Q9	23.035	0.57% 0.13		24/04/26 17:35:18	3,153,589 72,951,225.00
STMICROELECTRONICS N.V. NL0000226223	38.665	-2.51% -1.00		24/04/26 17:35:12	2,428,136 94,510,399.00
TECHNIP ENERGIES BV NL0014559478	22.40	-0.36% -0.08		24/04/26 17:35:25	207,952 4,662,833.00
THALES S.A. FR0000121329	158.70	1.31% 2.05		24/04/26 17:35:14	172,652 27,155,348.00