

SBF 120 INDEX

ISIN: **FR0003999481** WKN: -

Übersicht

23.04.2024 17:53:30

Kurs

6.124,72 EUR

Differenz ▲ 0,80% (48,38)

Stammdaten

ISIN FR0003999481

Symbol -

Land Frankreich

Anzahl der enthaltenen Werte im Index 120

Index-Typ -

Wertpapierkategorie Index

Top 5

| Name | Kurs | + - (%) | Trend |
|---------------|--------|---------|--------------------------------------|
| SARTORIUS ... | 208,70 | +6,21 | ▲ |
| VUSIONGROU... | 128,40 | +5,16 | ▲ |
| EURAZEO SE | 84,95 | +3,66 | ▲ |
| SCOR SE | 30,60 | +3,66 | ▲ |
| SOITEC S.A... | 90,25 | +3,50 | ▲ |

Intraday 1W 1M 6M 1J 3J

Flop 5

| Name | Kurs | + - (%) | Trend |
|---------------|-------|---------|------------------------------------|
| EUTELSAT C... | 3,75 | -2,75 | ▼ |
| ARCELORMIT... | 23,47 | -2,65 | ▼ |
| VALÉO SE | 12,18 | -2,33 | ▼ |
| VALLOUREC ... | 16,76 | -2,02 | ▼ |
| APERAM S.A... | 27,02 | -1,82 | ▼ |

Intraday 1W 1M 6M 1J 3J



Nähere Infos zu den Ländern &



Die Wertentwicklung der Vergangenheit lässt keine verlässlichen Rückschlüsse auf die zukünftige Entwicklung eines Finanzinstruments zu.

Quelle: FactSet

Aktuellstes Research

| Märkte | | |
|------------|---|----------|
| Datum | Überschrift | Download |
| 22.04.2024 | Wird sich die Stimmung im April verbessern? | |
| 19.04.2024 | Week Ahead | |
| 19.04.2024 | Wochenausblick | |
| 17.04.2024 | Credit Markets Weekly | |
| 17.04.2024 | Credit Markets Weekly (DE) | |

Regionen

➤ **Märkte nach Region**

Details

23.04.2024 17:53:30

Kurs

6.124,72 EURDifferenz  0,80% (48,38)

Stammdaten

| | |
|---------------------------------------|--------------|
| ISIN | FR0003999481 |
| Symbol | - |
| Land | Frankreich |
| Wertpapierkategorie | Index |
| Anzahl der enthaltenen Werte im Index | 120 |

Marktdaten

| | |
|-----------------|---------------|
| Eröffnung | 6.095,12 EUR |
| Hoch | 6.128,87 EUR |
| Tief | 6.085,99 EUR |
| Schluss Vortag | 6.076,34 EUR |
| Volumen (Mio.) | 88.943.878 |
| Volumen (Stück) | 3.694.433.310 |

Performance und Risiko

| | 6M | 1J | 3J |
|-------------|---------|---------|-----------|
| Perf (%) | +17,59% | +5,41% | +23,31% |
| Perf (abs.) | +908,77 | +311,67 | +1.148,79 |
| Beta | - | - | - |
| Volatilität | 9,88 | 11,92 | 16,79 |



Die Wertentwicklung der Vergangenheit lässt keine verlässlichen Rückschlüsse auf die zukünftige Entwicklung eines Finanzinstruments zu.

Quelle: FactSet

Kursdaten























| | |
|---|----------------------------|
| Ø Kurs 5 Tage Ø Volumen 5 Tage (Stk.) | 6.046,58 EUR (92.889.584) |
| Ø Kurs 30 Tage Ø Volumen 30 Tage (Stk.) | 6.118,99 EUR (145.515.841) |
| Ø Kurs 100 Tage Ø Volumen 100 Tage (Stk.) | 5.865,16 EUR (270.194.539) |
| Ø Kurs 250 Tage Ø Volumen 250 Tage | 5.647,35 EUR (165.533.118) |
| Hoch seit 1.1. Datum | 6.239,43 EUR (02.04.2024) |
| Tief seit 1.1. Datum | 5.526,38 EUR (17.01.2024) |
| 52 Wochen Hoch Datum | 6.239,43 EUR (02.04.2024) |
| 52 Wochen Tief Datum | 5.132,00 EUR (23.10.2023) |

Enthaltene Werte

| Name ISIN | Kurs | Diff % Diff +/- | Performance | Datum Zeit | Gehandelte Stück Umsatz Geld |
|--|--------|--------------------|-------------|----------------------|---------------------------------|
| ACCOR S.A. FR0000120404 | 40,95 | 2,76% 1,10 | | 23.04.24 17:35:15 | 767.515 31.346.229,00 |
| AIR FRANCE-KLM SA FR001400J770 | 9,934 | -1,50% -0,15 | | 23.04.24 17:35:25 | 1.126.343 11.267.220,00 |
| AIR LIQUIDE SA FR0000120073 | 190,56 | 1,43% 2,68 | | 23.04.24 17:35:23 | 262.163 49.734.656,00 |
| AIRBUS SE NL0000235190 | 162,72 | 0,79% 1,28 | | 23.04.24 17:35:22 | 777.110 126.007.971,00 |
| ALD S.A. ACTIONS NOM. EO ... FR0013258662 | 6,07 | 0,17% 0,01 | | 23.04.24 17:35:19 | 235.578 1.428.289,00 |
| ALSTOM SA FR0010220475 | 15,335 | -0,68% -0,11 | | 23.04.24 17:38:23 | 1.964.821 30.306.038,00 |
| ALTEN S.A. FR0000071946 | 131,20 | 1,31% 1,70 | | 23.04.24 17:35:10 | 20.876 2.696.594,00 |
| AMUNDI S.A. FR0004125920 | 65,05 | 0,85% 0,55 | | 23.04.24 17:35:26 | 117.690 7.665.328,00 |
| APERAM S.A. LU0569974404 | 27,02 | -1,82% -0,50 | | 23.04.24 17:35:16 | 149.024 4.054.979,00 |
| ARCELORMITTAL S.A. LU1598757687 | 23,47 | -2,65% -0,64 | | 23.04.24 17:35:26 | 3.168.837 74.946.723,00 |
| ARGAN FR0010481960 | 78,70 | 0,00% 0,00 | | 23.04.24 17:35:02 | 7.787 613.260,00 |
| ARKEMA S.A. FR0010313833 | 96,15 | -1,74% -1,70 | | 23.04.24 17:35:29 | 141.253 13.585.866,00 |
| ATOS SE FR0000051732 | 1,938 | 1,12% 0,02 | | 23.04.24 17:36:36 | 1.419.479 2.751.488,00 |
| AXA S.A. FR0000120628 | 34,92 | 1,72% 0,59 | | 23.04.24 17:36:11 | 4.815.277 167.816.078,00 |
| AÉROPORTS DE PARIS S.A. FR0010340141 | 118,40 | 0,00% 0,00 | | 23.04.24 17:36:42 | 103.680 12.219.605,00 |
| BENETEAU S.A. FR0000035164 | 12,66 | 2,26% 0,28 | | 23.04.24 17:36:13 | 79.362 995.543,00 |
| BIOMERIEUX FR0013280286 | 101,40 | 0,70% 0,70 | | 23.04.24 17:35:25 | 85.555 8.692.131,00 |
| BNP PARIBAS S.A. FR0000131104 | 68,05 | 2,15% 1,43 | | 23.04.24 17:38:22 | 3.112.172 211.091.047,00 |
| BOLLORÉ S.A. FR0000039299 | 6,25 | 0,89% 0,06 | | 23.04.24 17:35:06 | 615.715 3.842.665,00 |
| BOUYGUES S.A. FR0000120503 | 36,71 | 1,55% 0,56 | | 23.04.24 17:37:46 | 661.104 24.200.085,00 |
| BUREAU VERITAS S.A. FR0006174348 | 27,00 | -1,17% -0,32 | | 23.04.24 17:35:22 | 519.816 14.092.499,00 |
| CAPGEMINI SE FR0000125338 | 204,40 | 1,44% 2,90 | | 23.04.24 17:35:29 | 251.148 51.262.970,00 |
| CARMILA SA FR0010828137 | 16,48 | -0,12% -0,02 | | 23.04.24 17:35:18 | 33.249 547.422,00 |

| | | | | | |
|--|--------|-----------------|--|----------------------|----------------------------|
| CARREFOUR SA FR0000120172 | 16,14 | 0,22% 0,04 | | 23.04.24 17:35:21 | 1.786.245 28.873.966,00 |
| CGG S.A. FR0013181864 | 0,4387 | -0,54% -0,00 | | 23.04.24 17:35:27 | 1.931.250 846.989,00 |
| COFACE S.A. FR0010667147 | 14,59 | -0,27% -0,04 | | 23.04.24 17:35:04 | 239.288 3.497.927,00 |
| COMPAGNIE DE SAINT-GOBAIN... FR0000125007 | 70,46 | 0,09% 0,06 | | 23.04.24 17:38:42 | 963.067 67.748.861,00 |
| COMPAGNIE GENERALE DES ET... FR001400AJ45 | 36,02 | 1,67% 0,59 | | 23.04.24 17:37:29 | 1.576.859 56.660.122,00 |
| COMPAGNIE PLASTIC OMNIUM ... FR0000124570 | 11,99 | 0,08% 0,01 | | 23.04.24 17:35:21 | 201.816 2.413.519,00 |
| COVIVIO SA FR0000064578 | 44,84 | 0,99% 0,44 | | 23.04.24 17:35:45 | 162.237 7.262.463,00 |
| CRÉDIT AGRICOLE S.A. FR0000045072 | 14,385 | 1,16% 0,17 | | 23.04.24 17:39:06 | 5.776.426 82.982.764,00 |
| DANONE S.A. FR0000120644 | 59,60 | -0,57% -0,34 | | 23.04.24 17:35:11 | 1.038.788 62.007.885,00 |
| DASSAULT AVIATION S.A. FR0014004L86 | 205,60 | 1,78% 3,60 | | 23.04.24 17:35:07 | 34.012 6.967.363,00 |
| DASSAULT SYSTÈMES SE FR0014003TT8 | 38,51 | -0,08% -0,03 | | 23.04.24 17:35:29 | 2.215.161 85.060.534,00 |
| DERICHEBOURG SA FR0000053381 | 4,066 | 1,60% 0,06 | | 23.04.24 17:35:17 | 417.421 1.693.978,00 |
| EDENRED S.A. FR0010908533 | 45,45 | 1,25% 0,56 | | 23.04.24 17:37:29 | 449.291 20.324.468,00 |
| EIFFAGE S.A. FR0000130452 | 100,45 | 0,61% 0,61 | | 23.04.24 17:35:26 | 131.839 13.226.442,00 |
| ELIOR GROUP SA FR0011950732 | 2,408 | 0,08% 0,00 | | 23.04.24 17:35:29 | 616.686 1.500.811,00 |
| ELIS S.A. FR0012435121 | 21,52 | 0,28% 0,06 | | 23.04.24 17:35:08 | 184.145 3.957.405,00 |
| EMEIS FR001400NLM4 | 12,65 | 2,58% 0,32 | | 23.04.24 17:35:17 | 458.869 5.920.286,00 |
| ENGIE S.A. FR0010208488 | 16,015 | 0,25% 0,04 | | 23.04.24 17:35:44 | 6.116.636 97.954.226,00 |
| ERAMET S.A. FR0000131757 | 75,30 | -0,07% -0,05 | | 23.04.24 17:35:08 | 44.311 3.312.067,00 |
| ESSILORLUXOTTICA FR0000121667 | 204,80 | 0,89% 1,80 | | 23.04.24 17:35:25 | 454.001 92.728.424,00 |
| EURAZEO SE FR0000121121 | 84,95 | 3,66% 3,00 | | 23.04.24 17:35:26 | 136.089 11.490.027,00 |
| EUROAPI SAS FR0014008VX5 | 2,762 | 0,44% 0,01 | | 23.04.24 17:35:05 | 208.240 573.934,00 |
| EUROFINS SCIENTIFIC S.E. FR0014000MR3 | 61,60 | 2,19% 1,32 | | 23.04.24 17:37:29 | 294.191 18.082.133,00 |
| EURONEXT N.V. NL0006294274 | 85,35 | 0,23% 0,20 | | 23.04.24 17:35:11 | 80.957 6.917.296,00 |
| EUTELSAT COMMUNICATIONS FR0010221234 | 3,75 | -2,75% -0,11 | | 23.04.24 17:35:20 | 143.475 541.756,00 |
| FORVIA SE FR0000121147 | 14,555 | -1,26% -0,19 | | 23.04.24 17:35:03 | 1.025.732 14.943.371,00 |
| GAZTRANSPORT ET TECHNIGAZ... FR0011726835 | 134,00 | -0,81% -1,10 | | 23.04.24 17:37:20 | 182.877 24.309.150,00 |
| GECINA S.A. | 95,05 | 0,74% | | 23.04.24 | 71.702 |

| | | | | | |
|--|----------|-----------------|--|----------------------|----------------------------|
| FR0010040865 | | 0,70 | | 17:35:17 | 6.816.030,00 |
| GETLINK SE FR0010533075 | 15,695 | 1,68% 0,26 | | 23.04.24 17:35:02 | 764.954 11.972.490,00 |
| HERMES INTERNATIONAL SA FR0000052292 | 2.355,00 | 1,95% 45,00 | | 23.04.24 17:35:42 | 36.349 85.321.189,00 |
| ICADE SA FR0000035081 | 25,18 | 1,53% 0,38 | | 23.04.24 17:35:07 | 107.962 2.715.522,00 |
| ID LOGISTICS GROUP FR0010929125 | 337,50 | 0,45% 1,50 | | 23.04.24 17:35:04 | 3.993 1.058.570,00 |
| IMERYS S.A. FR0000120859 | 30,18 | 0,33% 0,10 | | 23.04.24 17:35:23 | 42.293 1.277.079,00 |
| INTERPARFUMS SA FR0004024222 | 50,90 | 3,35% 1,65 | | 23.04.24 17:35:05 | 51.346 2.610.899,00 |
| IPSEN S.A. FR0010259150 | 111,40 | -0,98% -1,10 | | 23.04.24 17:35:05 | 72.843 8.152.699,00 |
| IPSOS S.A. FR0000073298 | 62,85 | 1,37% 0,85 | | 23.04.24 17:35:55 | 77.162 4.845.028,00 |
| JCDECAUX SA FR0000077919 | 19,64 | 1,71% 0,33 | | 23.04.24 17:35:23 | 99.282 1.948.664,00 |
| KERING S.A. FR0000121485 | 350,20 | 1,13% 3,90 | | 23.04.24 17:35:57 | 193.053 67.648.799,00 |
| KLÉPIERRE S.A. FR0000121964 | 24,98 | 0,56% 0,14 | | 23.04.24 17:35:24 | 643.472 16.085.109,00 |
| L'OREAL S.A. FR0000120321 | 440,70 | -0,07% -0,30 | | 23.04.24 17:35:09 | 217.578 96.017.555,00 |
| LA FRANCAISE DES JEUX SA FR0013451333 | 35,18 | 0,06% 0,02 | | 23.04.24 17:35:17 | 164.770 5.797.362,00 |
| LECTRA S.A. FR0000065484 | 34,05 | 2,25% 0,75 | | 23.04.24 17:35:03 | 21.399 729.672,00 |
| LEGRAND S.A. FR0010307819 | 96,50 | 1,60% 1,52 | | 23.04.24 17:37:29 | 405.235 39.158.622,00 |
| LVMH MOET HENNESSY LOUIS ... FR0000121014 | 799,60 | 1,30% 10,30 | | 23.04.24 17:35:24 | 171.732 136.896.447,00 |
| MERCIALYS SA FR0010241638 | 11,27 | 1,26% 0,14 | | 23.04.24 17:35:07 | 361.547 4.077.202,00 |
| MERSEN S.A. FR0000039620 | 34,45 | 0,73% 0,25 | | 23.04.24 17:35:02 | 23.630 808.844,00 |
| METROPOLE TELEVISION M6 FR0000053225 | 14,52 | 0,28% 0,04 | | 23.04.24 17:35:02 | 135.010 1.958.458,00 |
| NEOEN S.A. FR0011675362 | 29,18 | 0,27% 0,08 | | 23.04.24 17:35:02 | 222.269 6.451.316,00 |
| NEXANS S.A. FR0000044448 | 98,30 | 1,65% 1,60 | | 23.04.24 17:35:05 | 76.076 7.444.895,00 |
| NEXITY SA FR0010112524 | 9,74 | 0,72% 0,07 | | 23.04.24 17:35:22 | 84.465 821.209,00 |
| ORANGE SA FR0000133308 | 11,04 | -0,14% -0,02 | | 23.04.24 17:38:03 | 7.673.514 84.844.632,00 |
| PERNOD RICARD S.A. FR0000120693 | 145,10 | 0,03% 0,05 | | 23.04.24 17:35:24 | 341.887 49.695.424,00 |
| PLUXEE AANDELEN AN TOONDE... NL0015001W49 | 27,965 | 0,79% 0,22 | | 23.04.24 17:35:07 | 172.583 4.828.168,00 |
| PUBLICIS GROUPE S.A. FR0000130577 | 104,45 | 2,50% 2,55 | | 23.04.24 17:36:57 | 861.664 90.065.798,00 |
| RENAULT SA FR0000131906 | 47,66 | 0,40% 0,19 | | 23.04.24 17:37:29 | 1.646.702 77.815.939,00 |

| | | | | | |
|--|--------|-----------------|---|----------------------|----------------------------|
| REXEL S.A. FR0010451203 | 24,46 | 0,95% 0,23 |  | 23.04.24 17:35:29 | 756.669 17.977.922,00 |
| RUBIS SCA FR0013269123 | 32,74 | -0,24% -0,08 |  | 23.04.24 17:35:10 | 114.231 3.743.389,00 |
| RÉMY COINTREAU SA FR0000130395 | 92,25 | 0,49% 0,45 |  | 23.04.24 17:35:10 | 80.018 7.399.245,00 |
| SAFRAN SA FR0000073272 | 209,00 | 1,80% 3,70 |  | 23.04.24 17:35:50 | 496.496 103.217.892,00 |
| SANOFI S.A. FR0000120578 | 88,85 | 0,77% 0,68 |  | 23.04.24 17:36:46 | 1.062.952 94.299.094,00 |
| SARTORIUS STEDIM BIOTECH ... FR0013154002 | 208,70 | 6,21% 12,20 |  | 23.04.24 17:35:18 | 106.382 21.977.030,00 |
| SCHNEIDER ELECTRIC SE FR0000121972 | 209,15 | 2,22% 4,55 |  | 23.04.24 17:37:17 | 605.044 125.790.048,00 |
| SCOR SE FR0010411983 | 30,60 | 3,66% 1,08 |  | 23.04.24 17:35:04 | 311.932 9.515.298,00 |
| SEB S.A. FR0000121709 | 117,80 | 2,61% 3,00 |  | 23.04.24 17:35:22 | 65.244 7.670.827,00 |
| SES S.A. LU0088087324 | 5,655 | -0,18% -0,01 |  | 23.04.24 17:35:12 | 417.338 2.358.546,00 |
| SOCIETE BIC S.A. FR0000120966 | 64,60 | -0,77% -0,50 |  | 23.04.24 17:35:19 | 30.463 1.971.556,00 |
| SOCIÉTÉ GÉNÉRALE S.A. FR0000130809 | 25,39 | 1,36% 0,34 |  | 23.04.24 17:37:01 | 2.574.778 65.345.105,00 |
| SODEXO S.A. FR0000121220 | 78,80 | 0,45% 0,35 |  | 23.04.24 17:35:37 | 286.596 22.504.063,00 |
| SOITEC S.A. FR0013227113 | 90,25 | 3,50% 3,05 |  | 23.04.24 17:35:23 | 68.654 6.135.727,00 |
| SOLUTIONS 30 SE FR0013379484 | 1,92 | 3,34% 0,06 |  | 23.04.24 17:35:16 | 247.139 470.311,00 |
| SOLVAY SA BE0003470755 | 31,00 | -1,81% -0,57 |  | 23.04.24 17:35:22 | 436.239 13.418.738,00 |
| SOPRA STERIA GROUP S.A. FR0000050809 | 217,20 | 1,69% 3,60 |  | 23.04.24 17:35:22 | 39.895 8.238.681,00 |
| SPIE S.A. FR0012757854 | 33,58 | 0,06% 0,02 |  | 23.04.24 17:35:28 | 147.003 4.930.725,00 |
| STELLANTIS N.V. NL00150001Q9 | 23,305 | 0,65% 0,15 |  | 23.04.24 17:37:54 | 3.522.239 82.228.996,00 |
| STMICROELECTRONICS N.V. NL0000226223 | 37,215 | 1,42% 0,52 |  | 23.04.24 17:35:00 | 1.469.169 54.668.781,00 |
| TECHNIP ENERGIES BV NL0014559478 | 23,04 | 1,05% 0,24 |  | 23.04.24 17:35:09 | 330.667 7.622.999,00 |
| THALES S.A. FR0000121329 | 158,75 | 0,73% 1,15 |  | 23.04.24 17:35:05 | 156.819 24.841.948,00 |