

FRANCE SBF 120

ISIN: **FR0003999481** WKN: -

Overview

2024/04/23 18:00:01

Price

6,124.72 EURDifference  0.80% (48.38)

General attributes

ISIN FR0003999481

Symbol -

Country France

Instruments in index 120

Type of index -

Security type Index

Market data

Open 6,095.12 EUR

High 6,128.87 EUR

Low 6,085.99 EUR

Close (prev. day) 6,076.34 EUR

Trading volume (m) 88,943,878

Volume (pcs) 3,694,433,310

Top 5

Name 	Price	+ - (%) 	Trend 
SARTORIUS ...	208.70	+6.21 	
VUSIONGROU...	128.40	+5.16 	
EURAZEO SE	84.95	+3.66 	
SCOR SE	30.60	+3.66 	
SOITEC S.A...	90.25	+3.50 	

Intraday 1w 1m 6m 1y 3y

Flop 5

Name 	Price	+ - (%) 	Trend 
EUTELSAT C...	3.75	-2.75 	
ARCELORMIT...	23.47	-2.65 	
VALÉO SE	12.18	-2.33 	
VALLOUREC ...	16.76	-2.02 	
APERAM S.A...	27.02	-1.82 	

Intraday 1w 1m 6m 1y 3y



Information about previous performance does not guarantee future performance.

Source: FactSet

Recent research

on market		
Date	Headline	Download
2024/04/22	 Wird sich die Stimmung im April verbessern?	
2024/04/19	 Week Ahead	
2024/04/19	 Wochenausblick	
2024/04/17	 Credit Markets Weekly	
2024/04/17	 Credit Markets Weekly (DE)	

Futures and Options

Related Futures -

Related Options -

Details

2024/04/23 18:00:01

Price

6,124.72 EUR

Difference



0.80% (48.38)

General attributes

ISIN FR0003999481

Symbol -

Country France

Security type Index

Instruments in index 120

Market data

Open 6,095.12 EUR

High 6,128.87 EUR

Low 6,085.99 EUR

Close (prev. day) 6,076.34 EUR

Trading volume (m) 88,943,878

Volume (pcs) 3,694,433,310

Performance and Risk

	6m	1y	3y
Perf (%)	+17.59%	+5.41%	+23.31%
Perf (abs.)	+908.77	+311.67	+1,148.79
Beta	-	-	-
Volatility	9.88	11.92	16.79



Information about previous performance does not guarantee future performance.

Source: FactSet




























Price data























Ø price 5 days Ø volume 5 days (pcs.)	6,046.58 EUR (92,889,584)
Ø price 30 days Ø volume 30 days (pcs.)	6,118.99 EUR (145,515,841)
Ø price 100 days Ø volume 100 days (pcs.)	5,865.16 EUR (270,194,539)
Ø price 250 days Ø volume 250 days (pcs.)	5,647.35 EUR (165,533,118)
YTD High date	6,239.43 EUR (2024/04/02)
YTD Low date	5,526.38 EUR (2024/01/17)
52 Weeks High date	6,239.43 EUR (2024/04/02)
52 Weeks Low date	5,132.00 EUR (2023/10/23)

Composition

Name ISIN	Price	Diff % Diff +/-	Performance	Date Time	Turnover Pc. Turnover Money
ACCOR S.A. FR0000120404	40.95	2.76% 1.10		24/04/23 17:35:15	767,515 31,346,229.00
AIR FRANCE-KLM SA FR001400J770	9.934	-1.50% -0.15		24/04/23 17:35:25	1,126,343 11,267,220.00
AIR LIQUIDE SA FR0000120073	190.56	1.43% 2.68		24/04/23 17:35:23	262,163 49,734,656.00
AIRBUS SE NL0000235190	162.72	0.79% 1.28		24/04/23 17:35:22	777,110 126,007,971.00
ALD EUR1.5 FR0013258662	6.07	0.17% 0.01		24/04/23 17:35:19	235,578 1,428,289.00
ALSTOM SA FR0010220475	15.335	-0.68% -0.11		24/04/23 17:38:23	1,964,821 30,306,038.00
ALTEN S.A. FR0000071946	131.20	1.31% 1.70		24/04/23 17:35:10	20,876 2,696,594.00
AMUNDI S.A. FR0004125920	65.05	0.85% 0.55		24/04/23 17:35:26	117,690 7,665,328.00
APERAM S.A. LU0569974404	27.02	-1.82% -0.50		24/04/23 17:35:16	149,024 4,054,979.00
ARCELORMITTAL S.A. LU1598757687	23.47	-2.65% -0.64		24/04/23 17:35:26	3,168,837 74,946,723.00
ARGAN FR0010481960	78.70	0.00% 0.00		24/04/23 17:35:02	7,787 613,260.00
ARKEMA S.A. FR0010313833	96.15	-1.74% -1.70		24/04/23 17:35:29	141,253 13,585,866.00
ATOS SE FR0000051732	1.938	1.12% 0.02		24/04/23 17:36:36	1,419,479 2,751,488.00
AXA S.A. FR0000120628	34.92	1.72% 0.59		24/04/23 17:36:11	4,815,277 167,816,078.00
AÉROPORTS DE PARIS S.A. FR0010340141	118.40	0.00% 0.00		24/04/23 17:36:42	103,680 12,219,605.00
BENETEAU S.A. FR0000035164	12.66	2.26% 0.28		24/04/23 17:36:13	79,362 995,543.00
BIOMERIEUX FR0013280286	101.40	0.70% 0.70		24/04/23 17:35:25	85,555 8,692,131.00
BNP PARIBAS S.A. FR0000131104	68.05	2.15% 1.43		24/04/23 17:38:22	3,112,172 211,091,047.00
BOLLORÉ S.A. FR0000039299	6.25	0.89% 0.06		24/04/23 17:35:06	615,715 3,842,665.00
BOUYGUES S.A. FR0000120503	36.71	1.55% 0.56		24/04/23 17:37:46	661,104 24,200,085.00
BUREAU VERITAS S.A. FR0006174348	27.00	-1.17% -0.32		24/04/23 17:35:22	519,816 14,092,499.00
CAPGEMINI SE FR0000125338	204.40	1.44% 2.90		24/04/23 17:35:29	251,148 51,262,970.00
CARMILA SA FR0010828137	16.48	-0.12% -0.02		24/04/23 17:35:18	33,249 547,422.00

CARREFOUR SA FR0000120172	16.14	0.22% 0.04		24/04/23 17:35:21	1,786,245 28,873,966.00
CGG S.A. FR0013181864	0.4387	-0.54% -0.00		24/04/23 17:35:27	1,931,250 846,989.00
COFACE S.A. FR0010667147	14.59	-0.27% -0.04		24/04/23 17:35:04	239,288 3,497,927.00
COMPAGNIE DE SAINT-GOBAIN... FR0000125007	70.46	0.09% 0.06		24/04/23 17:38:42	963,067 67,748,861.00
COMPAGNIE GENERALE DES ET... FR001400AJ45	36.02	1.67% 0.59		24/04/23 17:37:29	1,576,859 56,660,122.00
COMPAGNIE PLASTIC OMNIUM ... FR0000124570	11.99	0.08% 0.01		24/04/23 17:35:21	201,816 2,413,519.00
COVIVIO SA FR0000064578	44.84	0.99% 0.44		24/04/23 17:35:45	162,237 7,262,463.00
CRÉDIT AGRICOLE S.A. FR0000045072	14.385	1.16% 0.17		24/04/23 17:39:06	5,776,426 82,982,764.00
DANONE S.A. FR0000120644	59.60	-0.57% -0.34		24/04/23 17:35:11	1,038,788 62,007,885.00
DASSAULT AVIATION S.A. FR0014004L86	205.60	1.78% 3.60		24/04/23 17:35:07	34,012 6,967,363.00
DASSAULT SYSTÈMES SE FR0014003TT8	38.51	-0.08% -0.03		24/04/23 17:35:29	2,215,161 85,060,534.00
DERICHEBOURG SA FR0000053381	4.066	1.60% 0.06		24/04/23 17:35:17	417,421 1,693,978.00
EDENRED S.A. FR0010908533	45.45	1.25% 0.56		24/04/23 17:37:29	449,291 20,324,468.00
EIFPAGE S.A. FR0000130452	100.45	0.61% 0.61		24/04/23 17:35:26	131,839 13,226,442.00
ELIOR GROUP SA FR0011950732	2.408	0.08% 0.00		24/04/23 17:35:29	616,686 1,500,811.00
ELIS S.A. FR0012435121	21.52	0.28% 0.06		24/04/23 17:35:08	184,145 3,957,405.00
EMEIS FR001400NLM4	12.65	2.58% 0.32		24/04/23 17:35:17	458,869 5,920,286.00
ENGIE S.A. FR0010208488	16.015	0.25% 0.04		24/04/23 17:35:44	6,116,636 97,954,226.00
ERAMET S.A. FR0000131757	75.30	-0.07% -0.05		24/04/23 17:35:08	44,311 3,312,067.00
ESSILORLUXOTTICA FR0000121667	204.80	0.89% 1.80		24/04/23 17:35:25	454,001 92,728,424.00
EURAZEO SE FR0000121121	84.95	3.66% 3.00		24/04/23 17:35:26	136,089 11,490,027.00
EUROAPI SAS FR0014008VX5	2.762	0.44% 0.01		24/04/23 17:35:05	208,240 573,934.00
EUROFINS SCIENTIFIC S.E. FR0014000MR3	61.60	2.19% 1.32		24/04/23 17:37:29	294,191 18,082,133.00
EURONEXT N.V. NL0006294274	85.35	0.23% 0.20		24/04/23 17:35:11	80,957 6,917,296.00
EUTELSAT COMMUNICATIONS FR0010221234	3.75	-2.75% -0.11		24/04/23 17:35:20	143,475 541,756.00
FORVIA SE FR0000121147	14.555	-1.26% -0.19		24/04/23 17:35:03	1,025,732 14,943,371.00
GAZTRANSPORT ET TECHNIGAZ... FR0011726835	134.00	-0.81% -1.10		24/04/23 17:37:20	182,877 24,309,150.00
GECINA S.A.	95.05	0.74%		24/04/23	71,702

FR0010040865		0.70		17:35:17	6,816,030.00
GETLINK SE FR0010533075	15.695	1.68% 0.26		24/04/23 17:35:02	764,954 11,972,490.00
HERMES INTERNATIONAL SA FR0000052292	2,355.00	1.95% 45.00		24/04/23 17:35:42	36,349 85,321,189.00
ICADE SA FR0000035081	25.18	1.53% 0.38		24/04/23 17:35:07	107,962 2,715,522.00
ID LOGISTICS GROUP FR0010929125	337.50	0.45% 1.50		24/04/23 17:35:04	3,993 1,058,570.00
IMERYS S.A. FR0000120859	30.18	0.33% 0.10		24/04/23 17:35:23	42,293 1,277,079.00
INTERPARFUMS SA FR0004024222	50.90	3.35% 1.65		24/04/23 17:35:05	51,346 2,610,899.00
IPSEN S.A. FR0010259150	111.40	-0.98% -1.10		24/04/23 17:35:05	72,843 8,152,699.00
IPSOS S.A. FR0000073298	62.85	1.37% 0.85		24/04/23 17:35:55	77,162 4,845,028.00
JCDECAUX SA FR0000077919	19.64	1.71% 0.33		24/04/23 17:35:23	99,282 1,948,664.00
KERING S.A. FR0000121485	350.20	1.13% 3.90		24/04/23 17:35:57	193,053 67,648,799.00
KLÉPIERRE S.A. FR0000121964	24.98	0.56% 0.14		24/04/23 17:35:24	643,472 16,085,109.00
L'OREAL S.A. FR0000120321	440.70	-0.07% -0.30		24/04/23 17:35:09	217,578 96,017,555.00
LA FRANCAISE DES JEUX SA FR0013451333	35.18	0.06% 0.02		24/04/23 17:35:17	164,770 5,797,362.00
LECTRA S.A. FR0000065484	34.05	2.25% 0.75		24/04/23 17:35:03	21,399 729,672.00
LEGRAND S.A. FR0010307819	96.50	1.60% 1.52		24/04/23 17:37:29	405,235 39,158,622.00
LVMH MOET HENNESSY LOUIS ... FR0000121014	799.60	1.30% 10.30		24/04/23 17:35:24	171,732 136,896,447.00
MERCIALYS SA FR0010241638	11.27	1.26% 0.14		24/04/23 17:35:07	361,547 4,077,202.00
MERSEN S.A. FR0000039620	34.45	0.73% 0.25		24/04/23 17:35:02	23,630 808,844.00
METROPOLE TELEVISION M6 FR0000053225	14.52	0.28% 0.04		24/04/23 17:35:02	135,010 1,958,458.00
NEOEN S.A. FR0011675362	29.18	0.27% 0.08		24/04/23 17:35:02	222,269 6,451,316.00
NEXANS S.A. FR0000044448	98.30	1.65% 1.60		24/04/23 17:35:05	76,076 7,444,895.00
NEXITY SA FR0010112524	9.74	0.72% 0.07		24/04/23 17:35:22	84,465 821,209.00
ORANGE SA FR0000133308	11.04	-0.14% -0.02		24/04/23 17:38:03	7,673,514 84,844,632.00
PERNOD RICARD S.A. FR0000120693	145.10	0.03% 0.05		24/04/23 17:35:24	341,887 49,695,424.00
PLUXEE NV EUR0.01 NL0015001W49	27.965	0.79% 0.22		24/04/23 17:35:07	172,583 4,828,168.00
PUBLICIS GROUPE S.A. FR0000130577	104.45	2.50% 2.55		24/04/23 17:36:57	861,664 90,065,798.00
RENAULT SA FR0000131906	47.66	0.40% 0.19		24/04/23 17:37:29	1,646,702 77,815,939.00

REXEL S.A. FR0010451203	24.46	0.95% 0.23		24/04/23 17:35:29	756,669 17,977,922.00
RUBIS SCA FR0013269123	32.74	-0.24% -0.08		24/04/23 17:35:10	114,231 3,743,389.00
RÉMY COINTREAU SA FR0000130395	92.25	0.49% 0.45		24/04/23 17:35:10	80,018 7,399,245.00
SAFRAN SA FR0000073272	209.00	1.80% 3.70		24/04/23 17:35:50	496,496 103,217,892.00
SANOFI S.A. FR0000120578	88.85	0.77% 0.68		24/04/23 17:36:46	1,062,952 94,299,094.00
SARTORIUS STEDIM BIOTECH ... FR0013154002	208.70	6.21% 12.20		24/04/23 17:35:18	106,382 21,977,030.00
SCHNEIDER ELECTRIC SE FR0000121972	209.15	2.22% 4.55		24/04/23 17:37:17	605,044 125,790,048.00
SCOR SE FR0010411983	30.60	3.66% 1.08		24/04/23 17:35:04	311,932 9,515,298.00
SEB S.A. FR0000121709	117.80	2.61% 3.00		24/04/23 17:35:22	65,244 7,670,827.00
SES S.A. LU0088087324	5.655	-0.18% -0.01		24/04/23 17:35:12	417,338 2,358,546.00
SOCIETE BIC S.A. FR0000120966	64.60	-0.77% -0.50		24/04/23 17:35:19	30,463 1,971,556.00
SOCIÉTÉ GÉNÉRALE S.A. FR0000130809	25.39	1.36% 0.34		24/04/23 17:37:01	2,574,778 65,345,105.00
SODEXO S.A. FR0000121220	78.80	0.45% 0.35		24/04/23 17:35:37	286,596 22,504,063.00
SOITEC S.A. FR0013227113	90.25	3.50% 3.05		24/04/23 17:35:23	68,654 6,135,727.00
SOLUTIONS 30 SE FR0013379484	1.92	3.34% 0.06		24/04/23 17:35:16	247,139 470,311.00
SOLVAY SA BE0003470755	31.00	-1.81% -0.57		24/04/23 17:35:22	436,239 13,418,738.00
SOPRA STERIA GROUP S.A. FR0000050809	217.20	1.69% 3.60		24/04/23 17:35:22	39,895 8,238,681.00
SPIE S.A. FR0012757854	33.58	0.06% 0.02		24/04/23 17:35:28	147,003 4,930,725.00
STELLANTIS N.V. NL00150001Q9	23.305	0.65% 0.15		24/04/23 17:37:54	3,522,239 82,228,996.00
STMICROELECTRONICS N.V. NL0000226223	37.215	1.42% 0.52		24/04/23 17:35:00	1,469,169 54,668,781.00
TECHNIP ENERGIES BV NL0014559478	23.04	1.05% 0.24		24/04/23 17:35:09	330,667 7,622,999.00
THALES S.A. FR0000121329	158.75	0.73% 1.15		24/04/23 17:35:05	156,819 24,841,948.00