

FRANCE SBF 120

ISIN: **FR0003999481** WKN: -

Overview

2024/04/18 18:05:02

Price

6,064.38 EURDifference  0.52% (31.20)

General attributes

ISIN FR0003999481

Symbol -

Country France

Instruments in index 120

Type of index -

Security type Index

Market data

Open 6,056.67 EUR

High 6,075.90 EUR

Low 6,027.90 EUR

Close (prev. day) 6,033.18 EUR

Trading volume (m) 85,589,251

Volume (pcs) 3,886,995,562

5y



Information about previous performance does not guarantee future performance.

Source: FactSet

Top 5

Name 	Price	+ - (%) 	Trend 
EMEIS	12.494	+11.83 	
FORVIA SE	14.615	+7.94 	
ALSTOM SA	15.10	+5.67 	
VALÉO SE	12.405	+5.13 	
EDENRED S...	46.94	+4.87 	

Intraday 1w 1m 6m 1y 3y

Flop 5

Name 	Price	+ - (%) 	Trend 
SARTORIUS ...	209.60	-15.69 	
WORLDLINE ...	10.17	-5.31 	
LA FRANCAI...	35.18	-4.04 	
EUROAPI SA...	2.588	-3.22 	
VUSIONGROU...	133.40	-2.98 	

Intraday 1w 1m 6m 1y 3y

Recent research

on market

Date	Headline	Download 
2024/04/17	 Credit Markets Weekly	
2024/04/17	 Credit Markets Weekly (DE)	
2024/04/15	 Industrie nimmt Fahrt auf!	
2024/04/12	 Wochenausblick	
2024/04/12	 Week Ahead	

Futures and Options

Related Futures -

Related Options -

Details

2024/04/18 18:05:02

Price

6,064.38 EURDifference  0.52% (31.20)

General attributes

ISIN FR0003999481

Symbol -

Country France

Security type Index

Instruments in index 120

Market data

Open 6,056.67 EUR

High 6,075.90 EUR

Low 6,027.90 EUR

Close (prev. day) 6,033.18 EUR

Trading volume (m) 85,589,251

Volume (pcs) 3,886,995,562

Performance and Risk

	6m	1y	3y
Perf (%)	+14.75%	+5.63%	+22.60%
Perf (abs.)	+779.56	+323.31	+1,118.03
Beta	-	-	-
Volatility	10.17	11.90	16.82



Information about previous performance does not guarantee future performance.

Source: FactSet

Price data























Ø price 5 days Ø volume 5 days (pcs.)	6,047.87 EUR (91,141,699)
Ø price 30 days Ø volume 30 days (pcs.)	6,116.50 EUR (154,335,664)
Ø price 100 days Ø volume 100 days (pcs.)	5,854.29 EUR (270,081,344)
Ø price 250 days Ø volume 250 days (pcs.)	5,644.43 EUR (165,844,917)
YTD High date	6,239.43 EUR (2024/04/02)
YTD Low date	5,526.38 EUR (2024/01/17)
52 Weeks High date	6,239.43 EUR (2024/04/02)
52 Weeks Low date	5,132.00 EUR (2023/10/23)

Composition

Name ISIN	Price	Diff % Diff +/-	Performance	Date Time	Turnover Pc. Turnover Money
ACCOR S.A. FR0000120404	39.88	1.63% 0.64		24/04/18 17:37:53	879,560 35,034,841.00
AIR FRANCE-KLM SA FR001400J770	9.88	4.18% 0.40		24/04/18 17:36:43	2,158,542 21,226,354.00
AIR LIQUIDE SA FR0000120073	186.72	0.12% 0.22		24/04/18 17:35:04	357,269 66,703,878.00
AIRBUS SE NL0000235190	160.66	0.48% 0.76		24/04/18 17:35:08	779,681 125,168,671.00
ALD EUR1.5 FR0013258662	5.995	1.70% 0.10		24/04/18 17:35:25	171,295 1,020,212.00
ALSTOM SA FR0010220475	15.10	5.67% 0.81		24/04/18 17:38:49	2,359,615 35,224,307.00
ALTEN S.A. FR0000071946	130.10	0.93% 1.20		24/04/18 17:35:05	36,421 3,752,441.00
AMUNDI S.A. FR0004125920	63.90	0.63% 0.40		24/04/18 17:35:03	81,789 5,220,833.00
APERAM S.A. LU0569974404	27.44	0.59% 0.16		24/04/18 17:35:01	147,286 4,028,348.00
ARCELORMITTAL S.A. LU1598757687	23.80	1.23% 0.29		24/04/18 17:35:13	2,676,573 63,774,008.00
ARGAN FR0010481960	75.20	-0.27% -0.20		24/04/18 17:35:09	9,247 694,747.00
ARKEMA S.A. FR0010313833	97.35	0.72% 0.70		24/04/18 17:35:28	105,852 10,293,391.00
ATOS SE FR0000051732	1.7805	0.59% 0.01		24/04/18 17:35:00	1,121,753 2,040,037.00
AXA S.A. FR0000120628	33.82	1.08% 0.36		24/04/18 17:35:05	4,035,473 136,525,929.00
AÉROPORTS DE PARIS S.A. FR0010340141	118.90	1.19% 1.40		24/04/18 17:35:02	67,838 8,080,018.00
BENETEAU S.A. FR0000035164	12.68	-0.63% -0.08		24/04/18 17:35:05	48,392 614,054.00
BIOMERIEUX FR0013280286	99.00	-1.10% -1.10		24/04/18 17:35:04	78,013 7,746,606.00
BNP PARIBAS S.A. FR0000131104	65.46	2.04% 1.31		24/04/18 17:35:11	2,716,710 177,292,940.00
BOLLORÉ S.A. FR0000039299	6.235	0.81% 0.05		24/04/18 17:35:21	564,794 3,504,769.00
BOUYGUES S.A. FR0000120503	36.09	-0.28% -0.10		24/04/18 17:35:03	615,616 22,227,790.00
BUREAU VERITAS S.A. FR0006174348	27.20	1.87% 0.50		24/04/18 17:35:09	722,658 19,602,579.00
CAPGEMINI SE FR0000125338	200.50	-0.94% -1.90		24/04/18 17:35:28	464,457 92,864,650.00
CARMILA SA FR0010828137	16.30	1.75% 0.28		24/04/18 17:35:26	60,393 979,054.00

CARREFOUR SA FR0000120172	15.715	0.67% 0.11		24/04/18 17:35:29	1,290,391 20,262,795.00
CGG S.A. FR0013181864	0.4374	1.72% 0.01		24/04/18 17:35:26	3,230,654 1,403,057.00
COFACE S.A. FR0010667147	14.44	0.56% 0.08		24/04/18 17:35:26	174,819 2,521,018.00
COMPAGNIE DE SAINT-GOBAIN... FR0000125007	71.20	0.17% 0.12		24/04/18 17:36:13	710,320 50,515,038.00
COMPAGNIE GENERALE DES ET... FR001400AJ45	35.00	1.74% 0.60		24/04/18 17:35:07	1,446,238 50,048,528.00
COMPAGNIE PLASTIC OMNIUM ... FR0000124570	12.03	1.35% 0.16		24/04/18 17:35:22	170,044 2,037,455.00
COVIVIO SA FR0000064578	46.82	0.86% 0.40		24/04/18 17:35:11	118,854 5,561,806.00
CRÉDIT AGRICOLE S.A. FR0000045072	13.905	1.76% 0.24		24/04/18 17:35:07	4,473,569 62,034,294.00
DANONE S.A. FR0000120644	59.06	0.89% 0.52		24/04/18 17:35:00	1,906,515 111,738,165.00
DASSAULT AVIATION S.A. FR0014004L86	205.40	-0.68% -1.40		24/04/18 17:35:21	49,843 10,227,441.00
DASSAULT SYSTÈMES SE FR0014003TT8	38.43	0.31% 0.12		24/04/18 17:38:40	1,506,564 57,817,745.00
DERICHEBOURG SA FR0000053381	4.112	-0.92% -0.04		24/04/18 17:35:22	456,230 1,885,707.00
EDENRED S.A. FR0010908533	46.94	4.87% 2.18		24/04/18 17:35:07	977,868 45,611,339.00
EIFFAGE S.A. FR0000130452	99.30	0.98% 0.96		24/04/18 17:35:28	131,441 13,033,941.00
ELIOR GROUP SA FR0011950732	2.29	2.88% 0.06		24/04/18 17:35:02	358,277 812,059.00
ELIS S.A. FR0012435121	21.18	3.32% 0.68		24/04/18 17:35:23	229,750 4,492,814.00
EMEIS FR001400NLM4	12.494	11.83% 1.32		24/04/18 17:37:22	637,469 7,584,800.00
ENGIE S.A. FR0010208488	15.82	0.57% 0.09		24/04/18 17:35:27	4,929,937 78,014,803.00
ERAMET S.A. FR0000131757	76.65	1.39% 1.05		24/04/18 17:35:29	64,304 4,899,456.00
ESSILORLUXOTTICA FR0000121667	204.70	1.74% 3.50		24/04/18 17:35:54	427,396 87,327,529.00
EURAZEO SE FR0000121121	81.40	1.88% 1.50		24/04/18 17:35:03	118,923 9,415,890.00
EUROAPI SAS FR0014008VX5	2.588	-3.22% -0.09		24/04/18 17:35:04	290,384 757,958.00
EUROFINS SCIENTIFIC S.E. FR001400MR3	60.08	1.97% 1.16		24/04/18 17:35:06	284,516 16,954,549.00
EURONEXT N.V. NL0006294274	84.80	-1.11% -0.95		24/04/18 17:35:15	61,497 5,215,727.00
EUTELSAT COMMUNICATIONS FR0010221234	3.848	1.58% 0.06		24/04/18 17:37:40	125,007 478,912.00
FORVIA SE FR0000121147	14.615	7.94% 1.08		24/04/18 17:36:06	1,872,261 26,737,086.00
GAZTRANSPORT ET TECHNIGAZ... FR0011726835	137.40	-0.58% -0.80		24/04/18 17:35:19	53,081 7,291,441.00
GECINA S.A.	92.55	1.20%		24/04/18	122,148

FR0010040865		1.10		17:38:24	11,303,978.00
GETLINK SE FR0010533075	15.53	1.54% 0.24		24/04/18 17:35:07	559,149 8,664,038.00
HERMES INTERNATIONAL SA FR0000052292	2,325.00	-0.73% -17.00		24/04/18 17:35:29	52,570 122,457,395.00
ICADE SA FR0000035081	24.16	1.09% 0.26		24/04/18 17:37:13	73,573 1,777,913.00
ID LOGISTICS GROUP FR0010929125	337.50	0.30% 1.00		24/04/18 17:35:26	2,409 815,069.00
IMERYS S.A. FR0000120859	29.62	1.02% 0.30		24/04/18 17:35:22	33,941 1,000,387.00
INTERPARFUMS SA FR0004024222	48.10	0.63% 0.30		24/04/18 17:36:15	16,924 810,044.00
IPSEN S.A. FR0010259150	106.30	-0.09% -0.10		24/04/18 17:35:22	28,522 3,028,018.00
IPSOS S.A. FR0000073298	66.60	0.76% 0.50		24/04/18 17:37:06	40,569 2,434,806.00
JCDECAUX SA FR0000077919	19.07	1.60% 0.30		24/04/18 17:35:19	53,187 1,008,115.00
KERING S.A. FR0000121485	340.50	-0.15% -0.50		24/04/18 17:38:56	188,856 64,196,830.00
KLÉPIERRE S.A. FR0000121964	24.36	1.33% 0.32		24/04/18 17:35:25	736,729 17,938,170.00
L'OREAL S.A. FR0000120321	423.60	1.28% 5.35		24/04/18 17:39:05	334,531 141,430,076.00
LA FRANCAISE DES JEUX SA FR0013451333	35.18	-4.04% -1.48		24/04/18 17:35:12	445,519 15,757,719.00
LECTRA S.A. FR0000065484	33.55	-2.19% -0.75		24/04/18 17:35:26	17,876 601,889.00
LEGRAND S.A. FR0010307819	96.42	2.16% 2.04		24/04/18 17:35:06	356,783 34,305,572.00
LVMH MOET HENNESSY LOUIS ... FR0000121014	796.80	-0.90% -7.20		24/04/18 17:38:08	300,881 240,394,496.00
MERCIALYS SA FR0010241638	10.49	0.38% 0.04		24/04/18 17:35:06	159,594 1,673,808.00
MERSEN S.A. FR0000039620	34.70	1.17% 0.40		24/04/18 17:35:20	14,529 503,360.00
METROPOLE TELEVISION M6 FR0000053225	14.34	1.41% 0.20		24/04/18 17:35:12	98,989 1,410,984.00
NEOEN S.A. FR0011675362	30.36	1.13% 0.34		24/04/18 17:35:07	297,361 8,984,921.00
NEXANS S.A. FR0000044448	98.45	2.71% 2.60		24/04/18 17:35:11	48,238 4,719,407.00
NEXITY SA FR0010112524	9.745	0.31% 0.03		24/04/18 17:35:14	123,118 1,195,823.00
ORANGE SA FR0000133308	10.68	1.14% 0.12		24/04/18 17:38:47	5,042,673 53,772,612.00
PERNOD RICARD S.A. FR0000120693	143.65	1.30% 1.85		24/04/18 17:35:03	334,815 48,050,016.00
PLUXEE NV EUR0.01 NL0015001W49	25.42	3.71% 0.91		24/04/18 17:35:23	191,078 4,853,684.00
PUBLICIS GROUPE S.A. FR0000130577	101.05	-0.35% -0.35		24/04/18 17:35:02	384,596 38,905,984.00
RENAULT SA FR0000131906	48.82	1.10% 0.53		24/04/18 17:35:05	825,017 40,198,241.00

REXEL S.A. FR0010451203	24.15	2.20% 0.52		24/04/18 17:35:19	643,426 15,470,222.00
RUBIS SCA FR0013269123	32.56	-0.73% -0.24		24/04/18 17:35:00	169,687 5,535,474.00
RÉMY COINTREAU SA FR0000130395	92.95	0.38% 0.35		24/04/18 17:35:17	58,644 5,454,776.00
SAFRAN SA FR0000073272	208.20	0.73% 1.50		24/04/18 17:35:06	388,351 80,672,902.00
SANOFI S.A. FR0000120578	85.23	-1.10% -0.95		24/04/18 17:39:14	1,813,622 154,820,372.00
SARTORIUS STEDIM BIOTECH ... FR0013154002	209.60	-15.69% -39.00		24/04/18 17:35:02	299,152 62,791,310.00
SCHNEIDER ELECTRIC SE FR0000121972	215.35	2.79% 5.85		24/04/18 17:35:13	1,181,071 254,031,529.00
SCOR SE FR0010411983	29.26	-0.07% -0.02		24/04/18 17:35:00	305,906 8,949,795.00
SEB S.A. FR0000121709	110.20	-0.36% -0.40		24/04/18 17:35:23	34,744 3,833,141.00
SES S.A. LU0088087324	5.53	1.84% 0.10		24/04/18 17:35:15	440,110 2,431,482.00
SOCIETE BIC S.A. FR0000120966	64.80	0.31% 0.20		24/04/18 17:35:28	25,461 1,645,219.00
SOCIÉTÉ GÉNÉRALE S.A. FR0000130809	24.71	2.28% 0.55		24/04/18 17:35:17	2,383,025 58,628,792.00
SODEXO S.A. FR0000121220	77.30	2.45% 1.85		24/04/18 17:35:01	331,282 25,531,910.00
SOITEC S.A. FR0013227113	89.70	-1.10% -1.00		24/04/18 17:35:25	84,036 7,579,592.00
SOLUTIONS 30 SE FR0013379484	1.814	-0.38% -0.01		24/04/18 17:35:01	327,698 589,587.00
SOLVAY SA BE0003470755	30.65	2.85% 0.85		24/04/18 17:35:17	347,317 10,550,401.00
SOPRA STERIA GROUP S.A. FR0000050809	221.80	0.73% 1.60		24/04/18 17:35:17	22,856 5,033,366.00
SPIE S.A. FR0012757854	33.98	1.68% 0.56		24/04/18 17:35:04	143,175 4,855,308.00
STELLANTIS N.V. NL00150001Q9	24.325	0.29% 0.07		24/04/18 17:36:14	1,776,480 43,074,039.00
STMICROELECTRONICS N.V. NL0000226223	37.575	-1.22% -0.47		24/04/18 17:35:02	1,672,745 62,943,946.00
TECHNIP ENERGIES BV NL0014559478	22.88	-0.26% -0.06		24/04/18 17:35:14	245,650 5,626,270.00
THALES S.A. FR0000121329	155.25	-1.18% -1.85		24/04/18 17:35:12	292,264 45,277,845.00