

FRANCE SBF 120

ISIN: **FR0003999481** WKN: -

Overview

2023/06/06 18:05:02

Price

5,503.39 EURDifference  0.15% (8.14)

General attributes

ISIN	FR0003999481
Symbol	-
Country	France
Instruments in index	120
Type of index	-
Security type	Index

Market data

Open	5,486.62 EUR
High	5,511.41 EUR
Low	5,476.56 EUR
Close (prev. day)	5,495.25 EUR
Trading volume (m)	88,299,174
Volume (pcs)	2,993,191,781

Top 5

Name 	Price	+ - (%) 	Trend
ANTIN INFR...	15.74	+3.48	
PUBLICIS G...	72.34	+3.46	
CASINO GUI...	5.16	+3.20	
BIOMERIEUX	95.90	+3.05	
VALNEVA SE	5.968	+2.97	

Intraday 1w 1m 6m 1y 3y

Flop 5

Name 	Price	+ - (%) 	Trend
SOCIETE BI...	54.15	-2.17	
COFACE S.A...	12.96	-1.89	
ELIOR GROU...	2.78	-1.63	
SEB S.A.	87.10	-1.58	
TRIGANO S....	130.80	-1.51	

Intraday 1w 1m 6m 1y 3y

5y












Information about previous performance does not guarantee future performance.

Source: FactSet

Recent research

on market

Date	Headline	Download
2023/06/06	 Aktienempfehlungen Global	
2023/06/05	 Inflation sinkt unerwartet deutlich!	
2023/06/05	 Wann sinkt die Inflation?	
2023/06/02	 Week Ahead	
2023/06/02	 Wochenausblick	

Futures and Options

Related Futures -

Related Options -

Details

2023/06/06 18:05:02

Price

5,503.39 EUR

Difference



0.15% (8.14)

General attributes

ISIN FR0003999481

Symbol -

Country France

Security type Index

Instruments in index 120

Market data

Open 5,486.62 EUR

High 5,511.41 EUR

Low 5,476.56 EUR

Close (prev. day) 5,495.25 EUR

Trading volume (m) 88,299,174

Volume (pcs) 2,993,191,781

Performance and Risk

	6m	1y	3y
Perf (%)	+7.31%	+8.23%	+34.23%
Perf (abs.)	+374.82	+418.49	+1,403.44
Beta	-	-	-
Volatility	16.03	17.34	18.60

5y



Information about previous performance does not guarantee future performance.

Source: FactSet

Price data






















Ø price 5 days Ø volume 5 days (pcs.)	5,480.79 EUR (137,572,264)
Ø price 30 days Ø volume 30 days (pcs.)	5,608.35 EUR (112,423,602)
Ø price 100 days Ø volume 100 days (pcs.)	5,549.43 EUR (126,581,037)
Ø price 250 days Ø volume 250 days (pcs.)	5,132.27 EUR (127,971,660)
YTD High date	5,768.90 EUR (2023/04/24)
YTD Low date	5,008.19 EUR (2023/01/02)
52 Weeks High date	5,768.90 EUR (2023/04/24)
52 Weeks Low date	4,331.35 EUR (2022/09/29)

Composition

Name ISIN	Price	Diff % Diff +/-	Performance	Date Time	Turnover Pc. Turnover Money
ACCOR S.A. FR0000120404	31.76	1.11% 0.35		23/06/06 17:36:27	505,805 16,045,993.00
AIR FRANCE-KLM SA FR0000031122	1.6615	1.56% 0.03		23/06/06 17:35:26	6,342,040 10,444,487.00
AIR LIQUIDE SA FR0000120073	157.78	-0.29% -0.46		23/06/06 17:39:47	580,559 91,677,413.00
AIRBUS SE NL0000235190	127.44	0.57% 0.72		23/06/06 17:38:51	492,369 62,605,607.00
ALD EUR1.5 FR0013258662	10.65	-0.47% -0.05		23/06/06 17:35:07	319,761 3,415,538.00
ALSTOM SA FR0010220475	27.01	0.22% 0.06		23/06/06 17:36:15	696,634 18,738,319.00
ALTAREA S.C.A. FR0000033219	119.80	0.67% 0.80		23/06/06 17:35:04	2,861 340,717.00
ALTEN S.A. FR0000071946	146.00	-1.42% -2.10		23/06/06 17:39:47	44,019 6,416,832.00
AMUNDI S.A. FR0004125920	54.75	1.30% 0.70		23/06/06 17:35:22	97,193 5,296,894.00
ANTIN INFRASTRUCTURE PART... FR0014005AL0	15.74	3.48% 0.53		23/06/06 17:36:14	31,346 485,304.00
APERAM S.A. LU0569974404	31.99	-0.19% -0.06		23/06/06 17:35:20	99,046 3,158,693.00
ARCELORMITTAL S.A. LU1598757687	24.905	0.44% 0.11		23/06/06 17:35:25	2,036,437 50,589,875.00
ARKEMA S.A. FR0010313833	83.68	0.17% 0.14		23/06/06 17:35:17	141,544 11,833,174.00
ATOS SE FR0000051732	14.455	-1.16% -0.17		23/06/06 17:36:36	656,202 9,509,152.00
AXA S.A. FR0000120628	27.26	0.31% 0.09		23/06/06 17:36:00	2,066,798 56,318,928.00
AÉROPORTS DE PARIS S.A. FR0010340141	138.60	0.51% 0.70		23/06/06 17:37:48	66,900 9,257,885.00
BENETEAU S.A. FR0000035164	16.16	0.00% 0.00		23/06/06 17:37:23	45,046 725,838.00
BIOMERIEUX FR0013280286	95.90	3.05% 2.84		23/06/06 17:37:24	118,167 11,296,648.00
BNP PARIBAS S.A. FR0000131104	56.47	0.98% 0.55		23/06/06 17:38:51	2,602,283 146,296,919.00
BOLLORÉ S.A. FR0000039299	5.59	0.72% 0.04		23/06/06 17:35:02	1,274,547 7,108,079.00
BOUYGUES S.A. FR0000120503	30.11	-0.50% -0.15		23/06/06 17:35:00	1,057,352 31,821,343.00
BUREAU VERITAS S.A. FR0006174348	24.23	0.50% 0.12		23/06/06 17:35:14	704,856 17,074,862.00
CAPGEMINI SE FR0000125338	166.50	-0.09% -0.15		23/06/06 17:39:47	350,028 58,103,130.00

CARMILA SA FR0010828137	14.34	0.14% 0.02		23/06/06 17:35:20	33,172 473,961.00
CARREFOUR SA FR0000120172	16.765	-0.12% -0.02		23/06/06 17:38:51	1,741,774 29,137,130.00
CASINO GUICHARD-PERRACHON... FR0000125585	5.16	3.20% 0.16	█	23/06/06 17:35:12	529,010 2,672,890.00
CGG S.A. FR0013181864	0.6952	0.00% 0.00		23/06/06 17:35:29	10,403,282 7,181,700.00
COFACE S.A. FR0010667147	12.96	-1.89% -0.25		23/06/06 17:35:10	190,348 2,473,876.00
COMPAGNIE DE SAINT-GOBAIN... FR0000125007	55.08	1.21% 0.66	█	23/06/06 17:35:00	805,474 44,166,039.00
COMPAGNIE GENERALE DES ET... FR001400AJ45	27.26	-0.07% -0.02		23/06/06 17:35:05	991,812 26,989,770.00
COMPAGNIE PLASTIC OMNIUM ... FR0000124570	15.59	-0.51% -0.08		23/06/06 17:35:16	70,588 1,097,711.00
COVIVIO SA FR0000064578	47.14	1.12% 0.52	█	23/06/06 17:35:20	97,193 4,567,225.00
CRÉDIT AGRICOLE S.A. FR0000045072	10.852	0.18% 0.02		23/06/06 17:39:28	5,558,334 60,043,086.00
DANONE S.A. FR0000120644	56.17	0.39% 0.22		23/06/06 17:35:43	1,062,552 59,583,578.00
DASSAULT AVIATION S.A. FR0014004L86	163.20	0.31% 0.50		23/06/06 17:35:02	55,267 9,014,343.00
DASSAULT SYSTÈMES SE FR0014003TT8	41.505	0.19% 0.08		23/06/06 17:39:47	987,926 41,015,577.00
DERICHEBOURG SA FR0000053381	5.05	0.40% 0.02		23/06/06 17:39:47	110,831 554,859.00
EDENRED S.A. FR0010908533	60.62	-0.26% -0.16		23/06/06 17:37:21	386,919 23,475,594.00
EIFPAGE S.A. FR0000130452	99.64	0.12% 0.12		23/06/06 17:39:47	131,000 13,058,634.00
ELIOR GROUP SA FR0011950732	2.78	-1.63% -0.05		23/06/06 17:35:22	421,630 1,169,810.00
ELIS S.A. FR0012435121	16.90	0.12% 0.02		23/06/06 17:35:29	159,447 2,694,427.00
ENGIE S.A. FR0010208488	14.116	0.27% 0.04		23/06/06 17:38:51	2,993,046 42,186,542.00
ERAMET S.A. FR0000131757	93.10	1.75% 1.60	█	23/06/06 17:35:29	58,358 5,403,334.00
ESSILORLUXOTTICA FR0000121667	167.76	0.32% 0.54		23/06/06 17:38:51	375,971 63,003,832.00
EURAZEO SE FR0000121121	65.25	0.62% 0.40		23/06/06 17:39:47	91,341 5,936,487.00
EUROAPI SAS FR0014008VX5	10.18	1.70% 0.17	█	23/06/06 17:36:34	284,991 2,875,086.00
EUROFINS SCIENTIFIC S.E. FR0014000MR3	62.12	2.47% 1.50	█	23/06/06 17:38:54	456,842 28,141,797.00
EURONEXT N.V. NL0006294274	62.85	0.00% 0.00		23/06/06 17:35:23	206,278 12,954,903.00
EUTELSAT COMMUNICATIONS FR0010221234	6.07	1.17% 0.07	█	23/06/06 17:35:24	224,289 1,356,511.00
FNAC DARTY SA FR0011476928	33.80	-0.53% -0.18		23/06/06 17:35:24	19,434 656,949.00
FORVIA SE	21.06	-0.75%		23/06/06	904,783

FR0000121147		-0.16		17:37:15	18,956,953.00
GAZTRANSPORT ET TECHNIGAZ...	95.80	-0.21%		23/06/06	26,539
FR0011726835		-0.20		17:39:47	2,537,957.00
GECINA S.A.	99.05	0.87%		23/06/06	91,757
FR0010040865		0.85		17:39:47	9,064,144.00
GETLINK SE	15.96	-0.37%		23/06/06	1,019,761
FR0010533075		-0.06		17:35:20	16,283,041.00
HERMES INTERNATIONAL SA	1,914.80	-0.21%		23/06/06	34,215
FR0000052292		-4.00		17:35:26	65,614,021.00
ICADE SA	40.22	1.46%		23/06/06	81,412
FR0000035081		0.58		17:35:01	3,254,413.00
IMERY S.A.	34.58	0.58%		23/06/06	64,861
FR0000120859		0.20		17:35:17	2,238,002.00
INTERPARFUMS SA	68.20	0.29%		23/06/06	24,262
FR0004024222		0.20		17:35:00	1,663,186.00
IPSEN S.A.	112.70	0.54%		23/06/06	56,695
FR0010259150		0.60		17:35:21	6,394,545.00
IPSOS S.A.	46.82	1.04%		23/06/06	50,087
FR0000073298		0.48		17:35:13	2,336,100.00
JCDECAUX SA	18.91	0.85%		23/06/06	41,344
FR0000077919		0.16		17:35:20	778,471.00
KERING S.A.	501.90	0.00%		23/06/06	134,111
FR0000121485		0.00		17:35:05	67,264,350.00
KLÉPIERRE S.A.	22.16	0.41%		23/06/06	481,326
FR0000121964		0.09		17:35:53	10,627,363.00
KORIAN SE	7.36	-0.54%		23/06/06	108,184
FR0010386334		-0.04		17:36:57	795,606.00
L'OREAL S.A.	403.40	-0.41%		23/06/06	240,055
FR0000120321		-1.65		17:35:05	97,069,054.00
LA FRANCAISE DES JEUX SA	36.28	-0.27%		23/06/06	275,105
FR0013451333		-0.10		17:35:29	9,987,481.00
LEGRAND S.A.	88.96	0.47%		23/06/06	252,431
FR0010307819		0.42		17:35:04	22,424,365.00
LVMH MOET HENNESSY LOUIS ...	812.30	-0.21%		23/06/06	337,035
FR0000121014		-1.70		17:37:07	274,269,886.00
MERCIALYS SA	7.70	0.20%		23/06/06	161,696
FR0010241638		0.02		17:35:26	1,239,070.00
MERSEN S.A.	37.50	-0.92%		23/06/06	16,364
FR0000039620		-0.35		17:35:06	614,555.00
METROPOLE TELEVISION M6	13.07	0.77%		23/06/06	45,988
FR0000053225		0.10		17:35:19	599,316.00
NEOEN S.A.	29.28	1.67%		23/06/06	138,760
FR0011675362		0.48		17:35:06	4,053,069.00
NEXANS S.A.	73.10	-0.75%		23/06/06	103,798
FR0000044448		-0.55		17:35:08	7,605,405.00
NEXITY SA	19.11	1.81%		23/06/06	101,659
FR0010112524		0.34		17:35:20	1,920,090.00
ORANGE SA	10.686	-1.07%		23/06/06	7,997,749
FR0000133308		-0.12		17:39:45	85,446,405.00
ORPEA SA	1.829	-1.03%		23/06/06	476,106
FR0000184798		-0.02		17:35:15	871,083.00
OVH GROUPE SAS	10.30	1.88%		23/06/06	79,727
FR0014005HJ9		0.19		17:35:14	807,187.00
PERNOD RICARD S.A.	200.60	0.70%		23/06/06	325,893
FR0000120693		1.40		17:36:23	65,426,935.00

PUBLICIS GROUPE S.A. FR0000130577	72.34	3.46% 2.42		23/06/06 17:35:03	540,716 38,855,464.00
RENAULT SA FR0000131906	33.35	0.09% 0.03		23/06/06 17:35:02	682,790 22,651,642.00
REXEL S.A. FR0010451203	19.81	-0.30% -0.06		23/06/06 17:35:20	777,554 15,339,797.00
RUBIS SCA FR0013269123	26.64	0.60% 0.16		23/06/06 17:35:00	171,154 4,541,405.00
RÉMY COINTREAU SA FR0000130395	142.70	2.92% 4.05		23/06/06 17:35:24	100,580 14,274,391.00
SAFRAN SA FR0000073272	136.94	-0.22% -0.30		23/06/06 17:35:15	349,901 47,939,506.00
SANOFI S.A. FR0000120578	96.37	1.09% 1.04		23/06/06 17:38:51	1,302,000 125,305,590.00
SARTORIUS STEDIM BIOTECH ... FR0013154002	271.30	2.73% 7.20		23/06/06 17:35:21	74,870 20,290,994.00
SCHNEIDER ELECTRIC SE FR0000121972	164.16	0.10% 0.16		23/06/06 17:35:06	586,213 96,221,385.00
SCOR SE FR0010411983	24.29	-0.45% -0.11		23/06/06 17:35:19	217,568 5,286,813.00
SEB S.A. FR0000121709	87.10	-1.58% -1.40		23/06/06 17:39:47	77,995 6,346,260.00
SES IMAGOTAG FR0010282822	164.80	0.61% 1.00		23/06/06 17:39:41	18,963 1,812,063.00
SES S.A. LU0088087324	5.55	-0.27% -0.02		23/06/06 17:35:04	711,898 3,941,033.00
SOCIETE BIC S.A. FR0000120966	54.15	-2.17% -1.20		23/06/06 17:35:06	29,453 1,602,313.00
SOCIÉTÉ GÉNÉRALE S.A. FR0000130809	22.605	0.58% 0.13		23/06/06 17:36:29	2,641,588 59,514,651.00
SODEXO S.A. FR0000121220	101.55	0.00% 0.00		23/06/06 17:35:29	111,413 11,327,193.00
SOITEC S.A. FR0013227113	135.75	2.38% 3.15		23/06/06 17:35:30	70,800 9,538,707.00
SOLUTIONS 30 SE FR0013379484	3.04	2.08% 0.06		23/06/06 17:35:14	461,936 1,375,165.00
SOLVAY SA BE0003470755	103.90	0.82% 0.85		23/06/06 17:35:16	128,568 13,310,172.00
SOPRA STERIA GROUP S.A. FR0000050809	178.10	0.28% 0.50		23/06/06 17:35:29	15,848 2,816,906.00
SPIE S.A. FR0012757854	29.12	1.53% 0.44		23/06/06 17:35:55	416,222 12,104,487.00
STELLANTIS N.V. NL00150001Q9	14.74	-0.42% -0.06		23/06/06 17:35:00	2,735,641 40,159,836.00