

## FRANCE SBF 120

ISIN: **FR0003999481** WKN: -

## Overview

2023/06/02 18:05:02

Price

**5,546.20** EURDifference  1.85% (100.57)

## General attributes

ISIN FR0003999481

Symbol -

Country France

Instruments in index 120

Type of index -

Security type Index

## Market data

Open 5,478.78 EUR

High 5,551.85 EUR

Low 5,477.85 EUR

Close (prev. day) 5,445.63 EUR

Trading volume (m) 117,525,782

Volume (pcs) 3,967,503,575

## Top 5

Name 	Price	+ - (%) 	Trend 
FAURECIA S...	21.27	+7.94 	
ERAMET S.A...	89.20	+7.53 	
DERICHEBOU...	5.15	+5.84 	
WFD UNIBAI...	44.70	+5.35 	
VALNEVA SE	5.602	+5.10 	

Intraday 1w 1m 6m 1y 3y

## Flop 5

Name 	Price	+ - (%) 	Trend 
IPSOS S.A.	46.72	-2.83 	
ORANGE SA	11.03	-1.32 	
BOLLORÉ S...	5.935	-1.08 	
VOLTALIA	14.76	-0.67 	
SES IMAGOT...	161.60	-0.62 	

Intraday 1w 1m 6m 1y 3y

5y



Information about previous performance does not guarantee future performance.

Source: FactSet

## Recent research

on market

Date	Headline	Download 
2023/06/02	 Week Ahead	
2023/06/02	 Wochenausblick	
2023/06/02	 When will inflation fall?	
2023/06/02	 Wann sinkt die Inflation?	
2023/06/01	 Aktienempfehlungen Global	

**Futures and Options**

**Related Futures** -

**Related Options** -

## Details

2023/06/02 18:05:02

Price

**5,546.20** EURDifference  1.85% (100.57)

### General attributes

ISIN FR0003999481

Symbol -

Country France

Security type Index

Instruments in index 120

### Market data

Open 5,478.78 EUR

High 5,551.85 EUR

Low 5,477.85 EUR

Close (prev. day) 5,445.63 EUR

Trading volume (m) 117,525,782

Volume (pcs) 3,967,503,575

### Performance and Risk

	6m	1y	3y
Perf (%)	+7.22%	+9.89%	+44.26%
Perf (abs.)	+373.49	+499.34	+1,701.52
Beta	-	-	-
Volatility	16.01	17.34	18.77

5y



Information about previous performance does not guarantee future performance.

Source: FactSet




























### Price data

Ø price 5 days   Ø volume 5 days (pcs.)	5,493.23 EUR (120,948,027)
Ø price 30 days   Ø volume 30 days (pcs.)	5,625.97 EUR (113,702,983)
Ø price 100 days   Ø volume 100 days (pcs.)	5,545.94 EUR (127,479,925)
Ø price 250 days   Ø volume 250 days (pcs.)	5,125.44 EUR (128,715,613)
YTD High   date	5,768.90 EUR (2023/04/24)
YTD Low   date	5,008.19 EUR (2023/01/02)
52 Weeks High   date	5,768.90 EUR (2023/04/24)
52 Weeks Low   date	4,331.35 EUR (2022/09/29)

## Composition

Name ISIN	Price	Diff % Diff +/-	Performance	Date Time	Turnover Pc. Turnover Money
ACCOR S.A. FR0000120404	31.69	1.57% 0.49		23/06/02 17:35:20	528,879 16,734,063.00
AIR FRANCE-KLM SA FR0000031122	1.692	0.77% 0.01		23/06/02 17:37:04	7,990,059 13,543,370.00
AIR LIQUIDE SA FR0000120073	159.38	0.84% 1.32		23/06/02 17:38:08	762,638 121,456,881.00
AIRBUS SE NL0000235190	128.38	1.94% 2.44		23/06/02 17:35:09	797,789 101,913,682.00
ALD EUR1.5 FR0013258662	10.68	3.29% 0.34		23/06/02 17:35:14	350,195 3,711,850.00
ALSTOM SA FR0010220475	26.95	3.53% 0.92		23/06/02 17:35:11	1,184,591 31,859,632.00
ALTAREA S.C.A. FR0000033219	119.00	0.85% 1.00		23/06/02 17:35:13	7,176 853,684.00
ALTEN S.A. FR0000071946	149.70	-0.13% -0.20		23/06/02 17:37:02	49,139 7,363,327.00
AMUNDI S.A. FR0004125920	54.05	1.98% 1.05		23/06/02 17:35:13	139,236 7,502,803.00
ANTIN INFRASTRUCTURE PART... FR0014005AL0	15.34	3.58% 0.53		23/06/02 17:35:13	24,675 376,094.00
APERAM S.A. LU0569974404	31.98	3.93% 1.21		23/06/02 17:35:00	216,723 6,883,044.00
ARCELORMITTAL S.A. LU1598757687	24.93	4.66% 1.11		23/06/02 17:37:30	3,682,589 91,244,100.00
ARKEMA S.A. FR0010313833	85.68	4.16% 3.42		23/06/02 17:38:38	151,521 12,928,104.00
ATOS SE FR0000051732	14.525	3.49% 0.49		23/06/02 17:37:21	1,187,829 17,156,533.00
AXA S.A. FR0000120628	27.255	1.79% 0.48		23/06/02 17:35:10	4,804,719 130,759,774.00
AÉROPORTS DE PARIS S.A. FR0010340141	142.90	0.35% 0.50		23/06/02 17:36:55	86,944 12,433,877.00
BENETEAU S.A. FR0000035164	16.26	0.99% 0.16		23/06/02 17:35:15	51,622 836,039.00
BIOMERIEUX FR0013280286	94.72	-0.25% -0.24		23/06/02 17:35:28	123,516 11,725,144.00
BNP PARIBAS S.A. FR0000131104	56.48	3.69% 2.01		23/06/02 17:35:10	3,325,828 186,631,476.00
BOLLORÉ S.A. FR0000039299	5.935	-1.08% -0.07		23/06/02 17:35:13	1,327,955 7,908,211.00
BOUYGUES S.A. FR0000120503	30.43	0.76% 0.23		23/06/02 17:35:16	837,414 25,463,782.00
BUREAU VERITAS S.A. FR0006174348	24.52	1.28% 0.31		23/06/02 17:35:06	646,851 15,848,713.00
CAPGEMINI SE FR0000125338	167.70	-0.06% -0.10		23/06/02 17:37:35	476,436 80,027,982.00

CARMILA SA FR0010828137	14.34	1.85% 0.26		23/06/02 17:35:05	118,640 1,694,239.00
CARREFOUR SA FR0000120172	17.315	1.05% 0.18		23/06/02 17:36:19	1,895,212 32,815,580.00
CASINO GUICHARD-PERRACHON... FR0000125585	5.045	0.00% 0.00		23/06/02 17:36:29	1,357,483 6,862,550.00
CGG S.A. FR0013181864	0.7002	4.79% 0.03		23/06/02 17:35:14	15,815,709 11,095,076.00
COFACE S.A. FR0010667147	13.31	1.45% 0.19		23/06/02 17:35:01	129,741 1,717,803.00
COMPAGNIE DE SAINT-GOBAIN... FR0000125007	54.67	3.96% 2.08		23/06/02 17:35:23	1,318,959 71,853,388.00
COMPAGNIE GENERALE DES ET... FR001400AJ45	27.43	2.70% 0.72		23/06/02 17:39:57	1,346,089 36,830,746.00
COMPAGNIE PLASTIC OMNIUM ... FR0000124570	15.66	3.16% 0.48		23/06/02 17:35:10	92,924 1,355,398.00
COVIVIO SA FR0000064578	47.02	3.34% 1.52		23/06/02 17:35:14	222,702 10,452,723.00
CRÉDIT AGRICOLE S.A. FR0000045072	10.954	2.49% 0.27		23/06/02 17:36:31	6,852,822 74,784,961.00
DANONE S.A. FR0000120644	56.06	1.28% 0.71		23/06/02 17:35:12	1,494,571 83,632,195.00
DASSAULT AVIATION S.A. FR0014004L86	164.50	1.11% 1.80		23/06/02 17:35:03	64,634 10,599,414.00
DASSAULT SYSTÈMES SE FR0014003TT8	41.675	0.68% 0.28		23/06/02 17:35:02	1,223,186 50,992,580.00
DERICHEBOURG SA FR0000053381	5.15	5.84% 0.28		23/06/02 17:35:16	215,603 1,093,313.00
EDENRED S.A. FR0010908533	60.72	0.26% 0.16		23/06/02 17:35:52	434,884 26,375,652.00
EIFPAGE S.A. FR0000130452	100.25	0.15% 0.15		23/06/02 17:35:30	156,862 15,708,700.00
ELIOR GROUP SA FR0011950732	2.85	1.06% 0.03		23/06/02 17:35:11	401,028 1,147,158.00
ELIS S.A. FR0012435121	16.94	2.73% 0.45		23/06/02 17:36:24	234,665 3,958,756.00
ENGIE S.A. FR0010208488	14.104	0.11% 0.02		23/06/02 17:38:35	3,514,876 49,490,700.00
ERAMET S.A. FR0000131757	89.20	7.53% 6.25		23/06/02 17:35:00	84,522 7,421,608.00
ESSILORLUXOTTICA FR0000121667	171.32	2.83% 4.72		23/06/02 17:35:23	588,839 100,388,464.00
EURAZEO SE FR0000121121	64.80	1.33% 0.85		23/06/02 17:35:15	119,040 7,716,247.00
EUROAPI SAS FR0014008VX5	10.11	2.14% 0.21		23/06/02 17:35:17	221,820 2,234,224.00
EUROFINS SCIENTIFIC S.E. FR0014000MR3	61.60	0.98% 0.60		23/06/02 17:36:32	373,601 22,988,478.00
EURONEXT N.V. NL0006294274	63.30	1.04% 0.65		23/06/02 17:36:55	146,865 9,290,741.00
EUTELSAT COMMUNICATIONS FR0010221234	6.00	0.93% 0.06		23/06/02 17:35:16	474,564 2,837,671.00
FAURECIA S.A. FR0000121147	21.27	7.94% 1.57		23/06/02 17:36:39	1,385,321 29,047,973.00
FNAC DARTY SA	33.88	2.60%		23/06/02	25,080

FR0011476928		0.86		17:35:16	843,607.00
GAZTRANSPORT ET TECHNIGAZ...	96.55	2.44%		23/06/02	39,829
FR0011726835		2.30		17:35:28	3,821,909.00
GECINA S.A.	99.05	2.80%		23/06/02	140,216
FR0010040865		2.70		17:35:18	13,856,138.00
GETLINK SE	16.155	0.69%		23/06/02	781,096
FR0010533075		0.11		17:35:01	12,606,217.00
HERMES INTERNATIONAL SA	1,957.20	2.55%		23/06/02	69,145
FR0000052292		48.60		17:36:25	134,749,078.00
ICADE SA	39.08	4.21%		23/06/02	177,969
FR0000035081		1.58		17:37:58	6,914,315.00
IMERY S.A.	34.36	2.94%		23/06/02	70,786
FR0000120859		0.98		17:36:56	2,418,900.00
INTERPARFUMS SA	69.60	2.35%		23/06/02	45,981
FR0004024222		1.60		17:35:04	3,189,901.00
IPSEN S.A.	110.60	0.82%		23/06/02	62,699
FR0010259150		0.90		17:36:57	6,937,528.00
IPSOS S.A.	46.72	-2.83%		23/06/02	100,201
FR0000073298		-1.36		17:35:29	4,699,978.00
JCDECAUX SA	19.31	1.47%		23/06/02	88,057
FR0000077919		0.28		17:35:21	1,697,262.00
KERING S.A.	506.70	2.12%		23/06/02	216,996
FR0000121485		10.50		17:38:31	109,810,260.00
KLÉPIERRE S.A.	22.03	3.48%		23/06/02	859,175
FR0000121964		0.74		17:36:59	18,880,635.00
KORIAN SE	7.455	4.78%		23/06/02	416,793
FR0010386334		0.34		17:37:52	3,105,045.00
L'OREAL S.A.	407.80	1.91%		23/06/02	305,576
FR0000120321		7.65		17:37:45	124,311,091.00
LA FRANCAISE DES JEUX SA	36.66	0.60%		23/06/02	113,703
FR0013451333		0.22		17:36:56	4,165,306.00
LEGRAND S.A.	88.72	0.70%		23/06/02	446,876
FR0010307819		0.62		17:38:32	39,579,722.00
LVMH MOET HENNESSY LOUIS ...	830.90	3.11%		23/06/02	407,227
FR0000121014		25.10		17:37:58	337,396,449.00
MERCIALYS SA	7.755	3.33%		23/06/02	279,900
FR0010241638		0.25		17:35:15	2,148,378.00
MERSEN S.A.	37.40	4.03%		23/06/02	21,598
FR0000039620		1.45		17:35:07	801,357.00
METROPOLE TELEVISION M6	13.27	1.45%		23/06/02	42,468
FR0000053225		0.19		17:35:20	562,939.00
NEOEN S.A.	28.58	0.99%		23/06/02	105,936
FR0011675362		0.28		17:35:24	3,024,171.00
NEXANS S.A.	75.05	3.37%		23/06/02	88,685
FR0000044448		2.45		17:35:21	6,624,292.00
NEXITY SA	18.72	0.86%		23/06/02	224,905
FR0010112524		0.16		17:38:09	4,208,219.00
ORANGE SA	11.03	-1.32%		23/06/02	8,691,992
FR0000133308		-0.15		17:38:51	96,135,390.00
ORPEA SA	1.891	2.22%		23/06/02	1,380,901
FR0000184798		0.04		17:35:02	2,655,306.00
OVH GROUPE SAS	10.45	1.65%		23/06/02	173,866
FR0014005HJ9		0.17		17:35:23	1,818,044.00
PERNOD RICARD S.A.	204.30	1.54%		23/06/02	385,438
FR0000120693		3.10		17:35:11	78,406,723.00

PUBLICIS GROUPE S.A. FR0000130577	70.80	1.20% 0.84		23/06/02 17:36:56	697,604 49,389,059.00
RENAULT SA FR0000131906	33.095	5.03% 1.59		23/06/02 17:36:51	1,034,908 34,003,715.00
REXEL S.A. FR0010451203	19.755	1.99% 0.39		23/06/02 17:35:09	709,530 13,961,536.00
RUBIS SCA FR0013269123	26.34	2.49% 0.64		23/06/02 17:35:29	151,979 3,989,104.00
RÉMY COINTREAU SA FR0000130395	140.05	2.56% 3.50		23/06/02 17:35:06	134,557 18,782,776.00
SAFRAN SA FR0000073272	139.04	1.12% 1.54		23/06/02 17:38:26	548,461 76,031,195.00
SANOFI S.A. FR0000120578	94.98	0.82% 0.77		23/06/02 17:35:41	1,285,713 121,706,564.00
SARTORIUS STEDIM BIOTECH ... FR0013154002	265.00	4.62% 11.70		23/06/02 17:35:03	72,349 19,057,186.00
SCHNEIDER ELECTRIC SE FR0000121972	165.62	1.48% 2.42		23/06/02 17:35:28	612,054 101,046,307.00
SCOR SE FR0010411983	24.63	0.49% 0.12		23/06/02 17:35:05	292,651 7,203,720.00
SEB S.A. FR0000121709	88.35	1.26% 1.10		23/06/02 17:35:21	74,011 6,547,716.00
SES IMAGOTAG FR0010282822	161.60	-0.62% -1.00		23/06/02 17:35:13	9,634 1,549,116.00
SES S.A. LU0088087324	5.575	3.34% 0.18		23/06/02 17:35:22	427,592 2,373,400.00
SOCIETE BIC S.A. FR0000120966	55.00	0.00% 0.00		23/06/02 17:35:22	26,105 1,432,499.00
SOCIÉTÉ GÉNÉRALE S.A. FR0000130809	22.61	4.27% 0.93		23/06/02 17:36:17	5,388,089 121,207,129.00
SODEXO S.A. FR0000121220	101.65	-0.25% -0.25		23/06/02 17:35:15	224,830 22,873,071.00
SOITEC S.A. FR0013227113	131.95	0.61% 0.80		23/06/02 17:35:29	40,866 5,395,258.00
SOLUTIONS 30 SE FR0013379484	3.044	0.00% 0.00		23/06/02 17:35:32	532,365 1,638,186.00
SOLVAY SA BE0003470755	102.75	3.85% 3.81		23/06/02 17:35:26	212,800 21,781,873.00
SOPRA STERIA GROUP S.A. FR0000050809	179.00	1.02% 1.80		23/06/02 17:35:06	23,104 4,124,501.00
SPIE S.A. FR0012757854	28.54	1.86% 0.52		23/06/02 17:35:20	225,801 5,719,470.00
STELLANTIS N.V. NL00150001Q9	14.776	2.75% 0.40		23/06/02 17:35:10	3,312,600 48,842,884.00