

FRANCE SBF 120

ISIN:

FR0003999481

WKN: -

Overview

2022/08/16 18:05:02

Price

5,100.19 EUR

Difference  0.33% (16.72)

General attributes

ISIN	FR0003999481
Symbol	-
Country	France
Instruments in index	119
Type of index	-
Security type	Index

Market data

Open	5,092.44 EUR
High	5,113.49 EUR
Low	5,082.37 EUR
Close (prev. day)	5,083.47 EUR
Trading volume (m)	91,286,612
Volume (pcs)	2,926,586,825

Top 5

Name	Price	+ - (%)	Trend
ERAMET S.A...	107.40	+7.40	
EUTELSAT C...	9.18	+4.32	
MAISONS DU...	11.23	+3.98	
RUBIS SCA	24.55	+3.32	
ARCELORMIT...	24.87	+3.13	

Intraday 1w 1m 6m 1y 3y

Flop 5

Name	Price	+ - (%)	Trend
OVH GROUPE...	15.345	-2.14	
CARMILA SA	16.86	-2.09	
ATOS SE	11.49	-2.05	
SOPRA STER...	153.30	-1.98	
VALNEVA SE	10.155	-1.98	

Intraday 1w 1m 6m 1y 3y

5y



Information about previous performance does not guarantee future performance.

Source: FactSet

Recent research

on market

Date	Headline	Download
2022/08/12	 Week Ahead	
2022/08/12	 Wochenausblick	
2022/08/08	 Global Equity Ratings	
2022/08/08	 Aktienempfehlungen Global	
2022/08/08	 Marktkommentar	

Futures and Options

Related Futures -

Related Options -

Details

2022/08/16 18:05:02

Price

5,100.19 EUR

Difference



0.33% (16.72)

General attributes

ISIN FR0003999481

Symbol -

Country France

Security type Index

Instruments in index 119

Market data

Open 5,092.44 EUR

High 5,113.49 EUR

Low 5,082.37 EUR

Close (prev. day) 5,083.47 EUR

Trading volume (m) 91,286,612

Volume (pcs) 2,926,586,825

Performance and Risk

	6m	1y	3y
Perf (%)	-5.46%	-4.39%	+21.78%
Perf (abs.)	-294.37	-234.25	+912.24
Beta	-	-	-
Volatility	25.36	21.34	23.60



Information about previous performance does not guarantee future performance.

Source: FactSet

Price data























Ø price 5 days Ø volume 5 days (pcs.)	5,074.43 EUR (93,250,877)
Ø price 30 days Ø volume 30 days (pcs.)	4,862.98 EUR (123,754,404)
Ø price 100 days Ø volume 100 days (pcs.)	4,902.16 EUR (138,572,279)
Ø price 250 days Ø volume 250 days (pcs.)	5,146.42 EUR (143,450,093)
YTD High date	5,712.69 EUR (2022/01/05)
YTD Low date	4,453.69 EUR (2022/03/07)
52 Weeks High date	5,712.69 EUR (2022/01/05)
52 Weeks Low date	4,453.69 EUR (2022/03/07)

Composition

Name ISIN	Price	Diff % Diff +/-	Performance	Date Time	Turnover Pc. Turnover Money
ACCOR S.A. FR0000120404	26.91	0.19% 0.05		22/08/16 17:36:26	425,422 11,474,148.00
AIR FRANCE-KLM SA FR0000031122	1.5905	1.31% 0.02	█	22/08/16 17:35:23	10,227,345 16,225,419.00
AIR LIQUIDE SA FR0000120073	136.22	-0.83% -1.14		22/08/16 17:35:21	578,363 78,786,310.00
AIRBUS SE NL0000235190	110.54	1.60% 1.74	█	22/08/16 17:36:52	987,145 108,944,695.00
ALD EUR1.5 FR0013258662	12.20	0.00% 0.00		22/08/16 17:35:00	29,633 362,219.00
ALSTOM SA FR0010220475	24.03	-1.19% -0.29		22/08/16 17:36:39	968,572 23,288,067.00
ALTAREA S.C.A. FR0000033219	144.40	-0.69% -1.00		22/08/16 17:35:07	2,345 339,228.00
ALTEN S.A. FR0000071946	132.50	-1.78% -2.40		22/08/16 17:35:28	26,423 3,516,522.00
AMUNDI S.A. FR0004125920	56.55	0.09% 0.05		22/08/16 17:36:45	137,247 7,769,273.00
APERAM S.A. LU0569974404	31.23	2.29% 0.70	█	22/08/16 17:36:48	143,100 4,453,635.00
ARCELORMITTAL S.A. LU1598757687	24.87	3.13% 0.76	█	22/08/16 17:35:26	3,640,717 90,148,466.00
ARKEMA S.A. FR0010313833	91.48	0.31% 0.28		22/08/16 17:35:08	112,229 10,243,568.00
ATOS SE FR0000051732	11.49	-2.05% -0.24		22/08/16 17:38:28	690,265 7,988,829.00
AXA S.A. FR0000120628	24.585	0.51% 0.13		22/08/16 17:35:16	4,608,547 113,578,727.00
AÉROPORTS DE PARIS S.A. FR0010340141	143.85	2.06% 2.90	█	22/08/16 17:35:28	66,340 9,574,196.00
BIOMERIEUX FR0013280286	101.80	-1.83% -1.90		22/08/16 17:35:17	61,611 6,290,581.00
BNP PARIBAS S.A. FR0000131104	50.13	0.10% 0.05		22/08/16 17:35:06	1,976,129 99,203,109.00
BOLLORÉ S.A. FR0000039299	4.856	0.21% 0.01		22/08/16 17:35:09	544,135 2,642,487.00
BOUYGUES S.A. FR0000120503	30.79	0.62% 0.19		22/08/16 17:35:22	648,535 19,972,701.00
BUREAU VERITAS S.A. FR0006174348	26.88	-0.04% -0.01		22/08/16 17:35:17	432,753 11,620,902.00
CAPGEMINI SE FR0000125338	188.25	-0.34% -0.65		22/08/16 17:35:26	203,389 38,306,107.00
CARMILA SA FR0010828137	16.86	-2.09% -0.36		22/08/16 17:35:27	46,172 783,030.00
CARREFOUR SA FR0000120172	17.295	0.76% 0.13	█	22/08/16 17:35:02	1,257,703 21,720,076.00

CASINO GUICHARD-PERRACHON... FR0000125585	13.75	-1.08% -0.15		22/08/16 17:37:00	286,840 3,966,550.00
CGG S.A. FR0013181864	0.8782	-0.97% -0.01		22/08/16 17:35:13	6,910,008 6,148,769.00
COFACE S.A. FR0010667147	10.69	-0.83% -0.09		22/08/16 17:35:25	155,857 1,670,257.00
COMPAGNIE DE SAINT-GOBAIN... FR0000125007	46.08	0.58% 0.27		22/08/16 17:35:22	591,804 27,224,548.00
COMPAGNIE GENERALE DES ET... FR001400AJ45	27.185	1.61% 0.43		22/08/16 17:37:52	1,566,214 41,629,381.00
COMPAGNIE PLASTIC OMNIUM ... FR0000124570	19.50	2.09% 0.40		22/08/16 17:35:01	128,367 2,502,110.00
COVIVIO SA FR0000064578	61.65	-1.12% -0.70		22/08/16 17:35:18	82,368 5,084,070.00
CRÉDIT AGRICOLE S.A. FR0000045072	10.042	0.12% 0.01		22/08/16 17:35:03	3,680,340 37,019,252.00
DANONE S.A. FR0000120644	54.14	0.86% 0.46		22/08/16 17:35:14	953,905 51,729,663.00
DASSAULT AVIATION S.A. FR0014004L86	147.00	2.44% 3.50		22/08/16 17:35:01	32,943 4,846,370.00
DASSAULT SYSTÈMES SE FR0014003TT8	42.75	-1.49% -0.65		22/08/16 17:35:16	1,136,341 48,680,660.00
DERICHEBOURG SA FR0000053381	6.575	1.54% 0.10		22/08/16 17:35:29	217,232 1,420,375.00
EDENRED S.A. FR0010908533	52.20	-0.15% -0.08		22/08/16 17:36:24	267,623 13,976,420.00
EIFFAGE S.A. FR0000130452	93.78	0.77% 0.72		22/08/16 17:35:13	118,035 11,063,350.00
ELECTRICITÉ DE FRANCE FR0010242511	11.91	-0.04% -0.01		22/08/16 17:35:26	2,313,862 27,560,067.00
ELIOR GROUP SA FR0011950732	3.354	0.96% 0.03		22/08/16 17:35:21	672,959 2,257,938.00
ELIS S.A. FR0012435121	14.57	-0.21% -0.03		22/08/16 17:35:05	232,045 3,385,966.00
ENGIE S.A. FR0010208488	12.976	1.01% 0.13		22/08/16 17:35:14	4,360,825 56,497,555.00
ERAMET S.A. FR0000131757	107.40	7.40% 7.40		22/08/16 17:35:15	92,641 9,772,966.00
ESSILORLUXOTTICA FR0000121667	162.50	-1.60% -2.65		22/08/16 17:37:44	447,436 72,753,962.00
EURAZEO SE FR0000121121	65.55	0.00% 0.00		22/08/16 17:35:24	60,420 3,965,061.00
EUROAPI SAS FR0014008VX5	16.136	-0.48% -0.08		22/08/16 17:35:15	217,943 3,516,453.00
EUROFINS SCIENTIFIC S.E. FR0014000MR3	76.36	-1.29% -1.00		22/08/16 17:35:24	310,469 23,753,697.00
EURONEXT N.V. NL0006294274	78.04	-0.28% -0.22		22/08/16 17:35:00	79,879 6,244,131.00
EUTELSAT COMMUNICATIONS FR0010221234	9.18	4.32% 0.38		22/08/16 17:35:08	879,616 7,987,615.00
FAURECIA S.A. FR0000121147	17.465	0.95% 0.17		22/08/16 17:35:24	814,106 14,257,438.00
FNAC DARTY SA FR0011476928	36.46	0.55% 0.20		22/08/16 17:35:09	57,736 2,097,430.00
GAZTRANSPORT ET TECHNIGAZ...	134.90	2.04%		22/08/16	96,710

FR0011726835		2.70		17:36:08	13,044,864.00
GECINA S.A. FR0010040865	99.00	-0.90% -0.90		22/08/16 17:35:00	79,080 7,836,455.00
GETLINK SE FR0010533075	19.90	1.53% 0.30	█	22/08/16 17:35:27	470,859 9,363,754.00
HERMES INTERNATIONAL SA FR0000052292	1,389.50	0.11% 1.50		22/08/16 17:37:44	42,512 58,849,992.00
ICADE SA FR0000035081	48.78	-0.37% -0.18		22/08/16 17:35:25	33,424 1,629,082.00
IMERYS S.A. FR0000120859	32.76	-0.36% -0.12		22/08/16 17:35:06	33,482 1,096,880.00
INTERPARFUMS SA FR0004024222	49.05	-0.91% -0.45		22/08/16 17:35:17	20,815 1,019,070.00
IPSEN S.A. FR0010259150	97.10	-0.21% -0.20		22/08/16 17:35:13	47,454 4,609,057.00
IPSOS S.A. FR0000073298	50.80	0.40% 0.20		22/08/16 17:35:07	15,667 794,202.00
JCDECAUX SA FR0000077919	15.90	0.82% 0.13	█	22/08/16 17:35:03	76,211 1,212,676.00
KERING S.A. FR0000121485	564.10	0.50% 2.80		22/08/16 17:35:29	124,792 70,213,713.00
KLÉPIERRE S.A. FR0000121964	22.72	-1.30% -0.30		22/08/16 17:35:28	555,926 12,676,503.00
KORIAN SE FR0010386334	15.17	-0.13% -0.02		22/08/16 17:35:15	100,425 1,522,692.00
L'OREAL S.A. FR0000120321	362.75	-0.15% -0.55		22/08/16 17:35:24	223,871 81,151,941.00
LA FRANCAISE DES JEUX SA FR0013451333	34.52	-1.57% -0.55		22/08/16 17:35:17	164,827 5,694,463.00
LEGRAND S.A. FR0010307819	80.98	-0.39% -0.32		22/08/16 17:35:05	384,349 31,091,553.00
LVMH MOET HENNESSY LOUIS ... FR0000121014	698.90	-0.09% -0.60		22/08/16 17:35:28	267,010 186,202,141.00
MAISONS DU MONDE SA FR0013153541	11.23	3.98% 0.43	█	22/08/16 17:35:03	86,628 962,363.00
MCPHY ENERGY SAS FR0011742329	14.715	0.03% 0.01		22/08/16 17:35:29	37,039 547,344.00
MERCIALYS SA FR0010241638	9.10	-0.05% -0.01		22/08/16 17:35:06	165,805 1,510,882.00
METROPOLE TELEVISION M6 FR0000053225	12.80	0.71% 0.09	█	22/08/16 17:35:24	56,140 719,052.00
NEOEN S.A. FR0011675362	43.16	-0.94% -0.41		22/08/16 17:35:02	40,076 1,736,207.00
NEXANS S.A. FR0000044448	98.20	0.87% 0.85	█	22/08/16 17:35:01	41,496 4,074,991.00
NEXITY SA FR0010112524	23.82	2.06% 0.48	█	22/08/16 17:35:13	93,158 2,206,984.00
ORANGE SA FR0000133308	10.296	1.28% 0.13	█	22/08/16 17:35:22	7,118,675 73,321,711.00
ORPEA SA FR0000184798	25.43	-1.05% -0.27		22/08/16 17:35:19	233,649 5,946,218.00
OVH GROUPE SAS FR0014005HJ9	15.345	-2.14% -0.34		22/08/16 17:35:03	54,837 849,908.00
PERNOD RICARD S.A. FR0000120693	194.05	-0.67% -1.30		22/08/16 17:37:44	255,457 49,619,126.00

PUBLICIS GROUPE S.A. FR0000130577	51.84	0.97% 0.50		22/08/16 17:35:00	377,729 19,566,128.00
QUADIENT S.A. FR0000120560	18.10	0.78% 0.14		22/08/16 17:35:19	16,376 295,682.00
RENAULT SA FR0000131906	30.745	0.57% 0.18		22/08/16 17:35:47	915,458 28,159,939.00
REXEL S.A. FR0010451203	17.68	-0.28% -0.05		22/08/16 17:35:28	568,065 10,046,316.00
RUBIS SCA FR0013269123	24.55	3.32% 0.79		22/08/16 17:35:02	169,765 4,149,130.00
RÉMY COINTREAU SA FR0000130395	189.40	-0.47% -0.90		22/08/16 17:35:02	33,115 6,286,750.00
SAFRAN SA FR0000073272	112.46	0.43% 0.48		22/08/16 17:35:12	438,790 49,383,885.00
SANOFI S.A. FR0000120578	86.59	1.73% 1.47		22/08/16 17:37:34	2,100,103 181,833,272.00
SARTORIUS STEDIM BIOTECH ... FR0013154002	390.90	1.24% 4.80		22/08/16 17:36:25	66,514 25,897,109.00
SCHNEIDER ELECTRIC SE FR0000121972	136.44	0.49% 0.66		22/08/16 17:36:10	569,961 77,603,997.00
SCOR SE FR0010411983	17.14	-1.35% -0.24		22/08/16 17:35:16	388,074 6,679,336.00
SEB S.A. FR0000121709	79.70	-0.56% -0.45		22/08/16 17:35:16	42,276 3,372,160.00
SES S.A. LU0088087324	7.716	2.63% 0.20		22/08/16 17:35:17	662,104 5,087,608.00
SOCIETE BIC S.A. FR0000120966	60.20	1.26% 0.75		22/08/16 17:35:14	48,811 2,929,209.00
SOCIÉTÉ GÉNÉRALE S.A. FR0000130809	23.63	0.17% 0.04		22/08/16 17:35:18	1,983,235 46,959,983.00
SODEXO S.A. FR0000121220	82.54	-0.07% -0.06		22/08/16 17:39:10	116,689 9,631,084.00
SOITEC S.A. FR0013227113	161.40	-0.55% -0.90		22/08/16 17:35:02	30,050 4,851,207.00
SOLUTIONS 30 SE FR0013379484	3.561	-1.17% -0.04		22/08/16 17:35:23	574,850 2,070,418.00
SOLVAY SA BE0003470755	87.28	0.69% 0.60		22/08/16 17:35:26	122,456 10,666,739.00
SOPRA STERIA GROUP S.A. FR0000050809	153.30	-1.98% -3.10		22/08/16 17:35:08	17,587 2,704,153.00
SPIE S.A. FR0012757854	22.92	-0.09% -0.02		22/08/16 17:35:13	250,777 5,749,673.00
STELLANTIS N.V. NL00150001Q9	14.902	-0.12% -0.02		22/08/16 17:35:26	2,161,362 32,205,765.00