

NASDAQ COMPOSITE

ISIN: **XC0009694271** WKN: -

Übersicht

14.08.2024 23:16:02

Kurs

17.192,6008

USD

Differenz ▲ 0,03% (4,99)

Stammdaten

ISIN XC0009694271

Symbol -

Land USA

Anzahl der enthaltenen Werte im Index 3367

Index-Typ -

Wertpapierkategorie Index

Top 5

Name	Kurs	+ - (%)	Trend
AVALON GLO...	0,4782	+87,53	▲
GREENLANE ...	16,80	+67,83	▲
DIGITAL AL...	1,36	+60,02	▲
SELINA HOS...	0,0016	+60,00	▲
KNIGHTSCOP...	0,289	+52,11	▲

Intraday 1W 1M 6M 1J 3J

Flop 5

Name	Kurs	+ - (%)	Trend
APPLIED UV...	0,0000	-99,00	▼
GREEN GIAN...	0,0003	-50,00	▼
VERRICA PH...	3,12	-40,80	▼
DZS INC.	0,12	-33,33	▼
GLOBAL GAS...	0,0991	-30,19	▼

Intraday 1W 1M 6M 1J 3J



5J



Die Wertentwicklung der Vergangenheit lässt keine verlässlichen Rückschlüsse auf die zukünftige Entwicklung eines Finanzinstruments zu.

Quelle: FactSet

Aktuellstes Research

Märkte		
Datum	Überschrift	Download
12.08.2024	Global Equity Ratings	Download
12.08.2024	Aktienempfehlungen Global	Download
12.08.2024	Marktkommentar	Download
12.08.2024	US-Arbeitsmarkt und Bank of Japan verunsichern die...	Download
09.08.2024	Week Ahead	Download

**Nähere Infos zu den Ländern &
Regionen**

➤ Märkte nach Region

Details

14.08.2024 23:16:02

Kurs

17.192,6008

USD

Differenz ▲ 0,03% (4,99)

Stammdaten

ISIN	XC0009694271
Symbol	-
Land	USA
Wertpapierkategorie	Index
Anzahl der enthaltenen Werte im Index	3367

Marktdaten

Eröffnung	17.227,6401 USD
Hoch	17.260,7272 USD
Tief	17.032,1677 USD
Schluss Vortag	17.187,6075 USD
Volumen (Mio.)	4.412.134
Volumen (Stück)	-

Performance und Risiko

	6M	1J	3J
Perf (%)	+8,41%	+24,69%	+15,99%
Perf (abs.)	+1.333,45	+3.404,27	+2.369,70
Beta	-	-	-
Volatilität	18,79	17,48	23,63



Die Wertentwicklung der Vergangenheit lässt keine verlässlichen Rückschlüsse auf die zukünftige Entwicklung eines Finanzinstruments zu.

Quelle: FactSet

Kursdaten

Ø Kurs 5 Tage Ø Volumen 5 Tage (Stk.)	16.913,2281 USD (4.812.285)
Ø Kurs 30 Tage Ø Volumen 30 Tage (Stk.)	17.552,7843 USD (4.888.106)
Ø Kurs 100 Tage Ø Volumen 100 Tage (Stk.)	16.915,3947 USD (4.984.872)
Ø Kurs 250 Tage Ø Volumen 250 Tage	15.460,1029 USD (4.698.931)
Hoch seit 1.1. Datum	18.671,0694 USD (11.07.2024)
Tief seit 1.1. Datum	14.477,5681 USD (05.01.2024)
52 Wochen Hoch Datum	18.671,0694 USD (11.07.2024)
52 Wochen Tief Datum	12.543,8562 USD (26.10.2023)






















Enthaltene Werte

Name ISIN	Kurs	Diff % Diff /-	Performance	Datum Zeit	Gehandelte Stück Umsatz Geld
1-800-FLOWERS. COM INC. US68243Q1067	9,17	-1,50% -0,14		14.08.24 22:00:00	126.832 1.163.885,99
10X GENOMICS INC. US88025U1097	19,76	-8,22% -1,77		14.08.24 22:00:00	1.605.190 32.215.706,22
111 INC. SPONSORED ADR CL... US68247Q1022	0,97	-3,00% -0,03		14.08.24 22:30:01	95.504 94.062,61
17 EDUCATION & TECH.GROUP... US81807M3043	1,9575	2,49% 0,05	█	14.08.24 22:30:01	1.362 2.645,42
180 LIFE SCIENCES CORP. US68236V3024	1,847	6,15% 0,11	█	14.08.24 22:30:00	18.984 36.491,20
1895 BANCORP OF WISCONSIN... US28253R1059	8,95	0,45% 0,04		14.08.24 22:30:00	334 2.967,64
1ST SOURCE CORP. REGISTER... US3369011032	56,61	-1,00% -0,57		14.08.24 22:00:00	41.860 2.368.890,32
1STDIBS.COM INC. REGISTER... US3205511047	4,04	-1,94% -0,08		14.08.24 22:00:00	82.060 332.264,75
22ND CENTURY GROUP INC. US90137F3010	0,615	-11,51% -0,08		14.08.24 22:00:00	637.166 412.031,35
23ANDME INC. REG.SHARES C... US90138Q1085	0,3343	-3,35% -0,01		14.08.24 22:00:00	3.388.400 1.148.454,00
2SEVENTY BIO INC. US9013841070	4,35	-0,68% -0,03		14.08.24 22:00:00	193.149 835.628,19
2U INC. US90214J2006	0,48	-13,12% -0,07		14.08.24 21:59:22	85.609 41.708,58
360 DIGITECH INC. REG.SHS... US88557W1018	23,70	12,27% 2,59	█	14.08.24 22:00:00	3.374.805 78.001.978,23
36KR HOLDINGS INC. REG.SH... US88429K1034	0,27	4,69% 0,01	█	14.08.24 22:30:01	16.252 4.125,08
374WATER INC. REGISTERED ... US88583P1049	1,03	0,98% 0,01		14.08.24 22:00:00	62.797 63.914,55
4D MOLECULAR THERAPEUTICS... US35104E1001	14,43	-3,41% -0,51		14.08.24 22:00:00	403.956 5.845.301,80
5E ADVANCED MATERIALS INC... US33830Q1094	0,86	-7,03% -0,07		14.08.24 22:00:00	30.041 26.603,93
60 DEGREES PHARMA. INC. R... US83006G2030	1,33	-1,48% -0,02		14.08.24 22:00:00	345.281 440.604,23
89BIO INC. REGISTERED SHA... US2825591033	7,645	-4,68% -0,38		14.08.24 22:00:00	540.116 4.156.663,82
8X8 INC. US2829141009	1,64	-1,20% -0,02		14.08.24 22:00:00	1.278.340 2.081.261,01
908 DEVICES INC. REGISTER... US65443P1021	4,15	-2,35% -0,10		14.08.24 22:00:00	148.494 622.997,78
99 ACQUISITION GROUP INC.... US65445K1016	10,553	0,22% 0,02		13.08.24 22:30:01	1.070 11.291,71
9F INC. ADR CLASS A US65442R2085	1,75	-10,26% -0,20		14.08.24 21:59:06	1.201 2.145,47

A SPAC I ACQUISITION CORP... VGG0544E1051	0,8378	-5,09% -0,04		14.08.24 22:30:00	13.221 11.237,06
A SPAC II ACQUISITION COR... VGG0543H1091	11,38	-1,04% -0,12		14.08.24 22:30:00	1.508 17.167,32
A-MARK PRECIOUS METALS IN... US00181T1079	34,14	-2,12% -0,74		14.08.24 22:00:00	163.561 5.593.497,41
A2Z SMART TECHNOLOGIES CO... CA00249W1005	0,651	-8,31% -0,06		14.08.24 22:30:00	89.806 58.353,40
AAOI BIOSCIENCE INC. US00032Q1040	1,39	-0,71% -0,01		14.08.24 22:00:00	67.491 93.906,86
AAON INC. US0003602069	87,97	0,48% 0,42		14.08.24 22:00:00	317.045 27.871.392,56
ABCELLERA BIOLOGICS INC. CA00288U1066	2,62	-1,87% -0,05		14.08.24 22:00:00	1.180.331 3.076.917,97
ABEONA THERAPEUTICS INC US00289Y2063	4,95	-0,60% -0,03		14.08.24 22:00:00	412.797 2.084.312,68
ABITS GROUP INC. VGG6S34K1052	0,4796	2,79% 0,01		14.08.24 22:30:00	5.012 2.385,77
ABIVAX S.A. ACTIONS AU PO... US00370M1036	10,99	0,27% 0,03		14.08.24 22:00:00	21.969 242.421,35
ABLE VIEW GLOBAL INC. REG... KYG1149B1086	1,35	-0,74% -0,01		14.08.24 22:30:00	41.918 60.642,38
ABSCI CORP. REGISTERED SH... US00091E1091	3,73	-3,87% -0,15		14.08.24 22:00:00	1.167.636 4.393.191,57
ABVC BIOPHARMA INC. US00091F3047	0,7499	6,14% 0,04		14.08.24 22:30:00	66.176 48.118,75
AC IMMUNE SA CH0329023102	3,29	-5,46% -0,19		14.08.24 22:00:00	60.520 201.112,27
ACACIA RESEARCH CORP US0038813079	4,58	2,23% 0,10		14.08.24 22:00:00	456.159 2.095.733,47
ACADEMY SPORTS & OUTDOORS... US00402L1070	50,67	-0,47% -0,24		14.08.24 22:00:00	939.183 47.729.257,20
ACADIA HEALTHCARE CORP IN... US00404A1097	72,67	-0,49% -0,36		14.08.24 22:00:00	941.886 68.397.628,44
ACADIA PHARMACEUTICALS IN... US0042251084	15,14	-3,75% -0,59		14.08.24 22:00:00	1.282.407 19.597.278,59
ACASTI PHARMA INC. CA00430K8656	2,42	1,26% 0,03		14.08.24 22:30:00	17.924 43.860,12
ACCELERATE DIAGNOSTICS IN... US00430H2013	1,72	-3,91% -0,07		14.08.24 22:30:00	38.633 65.435,83
ACCOLADE INC. US00437E1029	4,00	-1,48% -0,06		14.08.24 22:00:00	828.118 3.304.955,51
ACCURAY INC. US0043971052	1,43	-1,38% -0,02		14.08.24 22:00:00	982.202 1.545.869,73
ACE GLOBAL BUSINESS ACQ. ... VGG0083E1025	12,03	-1,64% -0,20		23.05.24 22:00:00	80.032 967.473,59
ACELYRIN INC. REGISTERED ... US00445A1007	4,06	-14,71% -0,70		14.08.24 22:00:00	5.310.745 20.973.394,45
ACHARI VENTURES HOLDINGS ... US00444X1019	11,489	-0,10% -0,01		14.08.24 21:51:50	2.604 29.954,84
ACHIEVE LIFE SCIENCES INC... US0044685008	4,38	0,57% 0,03		14.08.24 22:00:00	79.106 346.205,91
ACHILLES THERAPEUTICS PLC... US00449L1026	0,7609	-1,64% -0,01		14.08.24 22:30:00	12.445 9.490,85
ACI WORLDWIDE INC.	46,82	-0,70%		14.08.24	587.399

NASDAQ COMPOSITE

US0044981019		-0,33		22:00:00	27.476.318,42
ACLARION INC. REG.SHARES ... US6551872012	0,208	-10,27% -0,02		14.08.24 22:00:00	1.271.553 301.243,28
ACLARIS THERAPEUTICS INC. US00461U1051	1,17	-1,68% -0,02		14.08.24 22:00:00	292.001 345.880,03
ACM RESEARCH INC. US00108J1097	19,68	1,55% 0,30	█	14.08.24 22:00:00	1.283.391 25.414.715,80
ACNB CORP. REGISTERED SHA... US0008681092	38,11	-0,96% -0,37		14.08.24 22:00:00	6.927 264.609,33
ACORDA THERAPEUTICS INC. US00484M7002	0,015	-25,00% -0,01		14.08.24 21:38:34	12.283 188,46
ACRI CAPITAL ACQ. CORP. R... US00501A1016	11,53	0,09% 0,01		14.08.24 22:30:00	2.028 23.382,84
ACRIVON THERAPEUTICS INC.... US0048901096	7,02	-3,17% -0,23		14.08.24 22:00:00	46.973 334.290,65
ACTELIS NETWORKS INC. REG... US00503R4092	1,24	-4,62% -0,06		14.08.24 22:00:00	960.204 1.409.686,55
ACUMEN PHARMACEUTICALS IN... US00509G2093	2,515	-9,21% -0,26		14.08.24 22:00:00	250.955 631.269,96
ACURX PHARMACEUTICALS INC... US00510M1045	1,901	0,05% 0,00		14.08.24 22:30:00	30.219 57.000,61
ACUTUS MEDICAL INC. REGIS... US0051111096	0,028	-26,12% -0,01		14.08.24 21:50:45	4.705 154,17
ACV AUCTIONS INC. REG.SHA... US00091G1040	18,16	-1,04% -0,19		14.08.24 22:00:00	1.224.682 22.434.883,82
ADAGENE INC. SP. ADR US0053291078	2,42	-1,24% -0,03		14.08.24 22:30:00	5.815 14.941,59
ADAGIO MED INC. REGISTERE... US00534B1008	5,12	-12,63% -0,74		14.08.24 22:00:00	31.697 171.794,12
ADAMAS ONE CORP. REGISTER... US00548H1014	0,36	0,14% 0,00		14.08.24 22:30:01	2.757 997,82
ADAPTHEALTH CORP. REGISTE... US00653Q1022	9,74	0,41% 0,04	█	14.08.24 22:00:00	723.750 7.007.941,87
ADAPTIMMUNE THERAPEUTICS ... US00653A1079	1,04	-0,95% -0,01		14.08.24 22:00:00	1.443.785 1.488.535,48
ADAPTIVE BIOTECHNOLOGIES ... US00650F1093	4,40	-3,51% -0,16		14.08.24 22:00:00	1.193.400 5.217.859,46
ADDENTAX GROUP CORP. REGI... US00653L3015	0,643	-4,32% -0,03		14.08.24 22:00:00	9.389 6.087,02
ADDEX THERAPEUTICS LTD. S... US00654J2069	7,67	-1,29% -0,10		14.08.24 22:30:00	15.511 121.680,91
ADDUS HOMECARE CORP US0067391062	128,04	-0,56% -0,72		14.08.24 22:00:00	162.902 20.937.255,85
ADEIA INC. US00676P1075	11,17	-0,98% -0,11		14.08.24 22:00:00	238.442 2.657.966,34
ADIAL PHARMACEUTICALS INC... US00688A2050	0,9651	-0,96% -0,01		14.08.24 22:00:00	229.790 218.553,66
ADICET BIO INC. US0070021086	1,37	5,38% 0,07	█	14.08.24 22:00:00	746.224 1.038.531,92
ADITXT INC. REGISTERED SH... US0070256047	1,11	0,00% 0,00		14.08.24 22:00:00	211.519 235.322,03
ADLAI NORTYE LTD REG.SHAR... US00704R1095	3,30	-2,94% -0,10		14.08.24 22:30:00	20.116 60.505,54
ADMA BIOLOGICS INC. REGIS... US0008991046	17,57	1,74% 0,30	█	14.08.24 22:00:00	3.421.909 59.951.103,15

ADOBE INC. US00724F1012	539,79	0,85% 4,57		14.08.24 22:00:00	1.915.589 1.032.442.747,90
ADS-TEC ENERGY PLC IE000DU292E6	12,88	2,71% 0,34		14.08.24 22:00:00	89.979 1.145.983,97
ADTHEORENT HOLDING CO. IN... US00739D1090	3,20	-% -		20.06.24 22:00:00	737.134 2.362.609,95
ADTRAN HOLDINGS INC. US00486H1059	4,75	-2,46% -0,12		14.08.24 22:00:00	415.394 1.983.641,70
ADVANCED EMISSIONS SOLUTI... US00770C1018	5,97	1,19% 0,07		14.08.24 22:00:00	174.160 1.027.988,87
ADVANCED ENERGY INDS INC. US0079731008	100,90	-1,41% -1,44		14.08.24 22:00:00	116.892 11.795.446,35
ADVANCED HEALTH INTELLI. ... US00777C2035	1,50	-2,55% -0,04		31.01.24 21:52:11	7.661 11.398,09
ADVANCED MICRO DEVICES IN... US0079031078	140,75	-0,27% -0,38		14.08.24 22:00:00	35.506.434 4.969.537.054,84
ADVANTAGE SOLUTIONS INC. ... US00791N1028	3,52	-3,83% -0,14		14.08.24 22:00:00	346.547 1.228.111,47
ADVENT TECHNOLOGIES HOLDI... US00788A2042	2,99	-7,72% -0,25		14.08.24 22:00:00	29.270 87.380,68
ADVERUM BIOTECHNOLOGIES I... US00773U2078	6,45	-4,59% -0,31		14.08.24 22:00:00	187.934 1.225.895,64
AEGLEA BIO THERAPEUTICS I... US00773J2024	24,73	-2,21% -0,56		14.08.24 22:00:00	356.440 8.817.917,84
AEHR TEST SYSTEMS US00760J1088	13,56	-1,45% -0,20		14.08.24 22:00:00	826.458 11.152.882,15
AEMETIS INC. US00770K2024	2,71	-6,55% -0,19		14.08.24 22:00:00	407.918 1.133.235,22
AERIES TECHNOLOGY INC. RE... KYG0136H1020	2,35	-1,67% -0,04		14.08.24 22:30:00	13.754 31.811,70
AEROVATE THERAPEUTICS INC... US0080641071	1,72	-1,71% -0,03		14.08.24 22:00:00	96.229 164.938,41
AEROVIRONMENT INC. US0080731088	184,07	1,40% 2,55		14.08.24 22:00:00	255.753 47.145.533,22
AERSALE CORP. REGISTERED ... US00810F1066	5,00	-1,96% -0,10		14.08.24 22:00:00	344.859 1.727.602,67
AERWINS TECHNOLOGIES INC.... US00810J2078	0,1502	0,13% 0,00		14.08.24 15:51:53	5.336 1.000,61
AESTHETIC MEDICAL INTERNA... US00809M1045	0,3334	-33,19% -0,17		20.05.24 22:00:00	184.348 69.095,32
AETHERIUM ACQUISITION COR... US00809J1016	11,04	-1,08% -0,12		20.06.24 22:00:00	2.774 30.628,69
AETHLON MEDICAL INC US00808Y4061	0,3849	15,93% 0,05		14.08.24 22:30:00	3.809.013 1.362.639,06