

# NASDAQ COMPOSITE

ISIN: **XC0009694271** WKN: -

## Übersicht

10.05.2024 23:16:00

Kurs

**16.340,8686**

USD

Differenz ⬇ -0,03% (-5,40)

### Stammdaten

ISIN XC0009694271

Symbol -

Land USA

Anzahl der enthaltenen Werte im Index 3372

Index-Typ -

Wertpapierkategorie Index

### Top 5

Name	Kurs	+ - (%)	Trend
AEYE INC. ...	2,58	+115,00	<span style="color: green;">⬆</span>
NOVAVAX IN...	8,88	+98,66	<span style="color: green;">⬆</span>
PROSOMNUS ...	0,029	+85,90	<span style="color: green;">⬆</span>
ITEOS THER...	17,44	+43,07	<span style="color: green;">⬆</span>
SENSUS HEA...	5,29	+38,85	<span style="color: green;">⬆</span>

Intraday 1W 1M 6M 1J 3J

### Flop 5

Name	Kurs	+ - (%)	Trend
MACROGENIC...	3,31	-77,44	<span style="color: red;">⬇</span>
VAXXINITY ...	0,051	-49,00	<span style="color: red;">⬇</span>
EVOLV TECH...	2,36	-38,54	<span style="color: red;">⬇</span>
GREENWAVE ...	0,0439	-37,20	<span style="color: red;">⬇</span>
ACORDA THE...	0,44	-32,31	<span style="color: red;">⬇</span>

Intraday 1W 1M 6M 1J 3J



Die Wertentwicklung der Vergangenheit lässt keine verlässlichen Rückschlüsse auf die zukünftige Entwicklung eines Finanzinstruments zu.

Quelle: FactSet

### Aktuellstes Research

Märkte		
Datum	Überschrift	Download
10.05.2024	<span style="color: blue;">🇬🇧</span> Week Ahead	<span style="color: blue;">⬇</span>
10.05.2024	<span style="color: blue;">🇩🇪</span> Wochenausblick	<span style="color: blue;">⬇</span>
08.05.2024	<span style="color: blue;">🇩🇪</span> Marktkommentar	<span style="color: blue;">⬇</span>
06.05.2024	<span style="color: blue;">🇩🇪</span> Anzeichen für eine wirtschaftliche Wende?	
03.05.2024	<span style="color: blue;">🇬🇧</span> Week Ahead	<span style="color: blue;">⬇</span>

**Nähere Infos zu den Ländern &  
Regionen**

**➤ Märkte nach Region**

## Details

10.05.2024 23:16:00

Kurs

**16.340,8686**

USD

Differenz  -0,03% (-5,40)

## Stammdaten

ISIN XC0009694271

Symbol -

Land USA

Wertpapierkategorie Index

Anzahl der enthaltenen Werte im Index 3372

## Marktdaten

Eröffnung 16.389,0238 USD

Hoch 16.437,3911 USD

Tief 16.293,5200 USD

Schluss Vortag 16.346,2647 USD

Volumen (Mio.) 3.993.795

Volumen (Stück) -

## Performance und Risiko

	6M	1J	3J
Perf (%)	+18,43%	+32,78%	+21,93%
Perf (abs.)	+2.542,76	+4.034,43	+2.939,01
Beta	-	-	-
Volatilität	15,71	16,13	23,16



Die Wertentwicklung der Vergangenheit lässt keine verlässlichen Rückschlüsse auf die zukünftige Entwicklung eines Finanzinstruments zu.

Quelle: FactSet

## Kursdaten

Ø Kurs 5 Tage   Ø Volumen 5 Tage (Stk.)	16.334,3379 USD (4.147.908)
Ø Kurs 30 Tage   Ø Volumen 30 Tage (Stk.)	16.006,4485 USD (4.268.984)
Ø Kurs 100 Tage   Ø Volumen 100 Tage (Stk.)	15.723,3065 USD (4.667.020)
Ø Kurs 250 Tage   Ø Volumen 250 Tage	14.467,7598 USD (4.463.997)
Hoch seit 1.1.   Datum	16.538,8644 USD (21.03.2024)
Tief seit 1.1.   Datum	14.477,5681 USD (05.01.2024)
52 Wochen Hoch   Datum	16.538,8644 USD (21.03.2024)
52 Wochen Tief   Datum	12.209,5762 USD (12.05.2023)






















## Enthaltene Werte

Name  ISIN	Kurs	Diff %  Diff /-	Performance 	Datum Zeit	Gehandelte Stück  Umsatz Geld 
1-800-FLOWERS. COM INC. US68243Q1067	9,25	-0,43% -0,04		10.05.24 22:00:00	337.653 3.123.772,81
10X GENOMICS INC. US88025U1097	25,99	-1,52% -0,40		10.05.24 22:00:00	1.248.561 32.868.354,84
111 INC. SPONSORED ADR CL... US68247Q1022	1,1319	-0,71% -0,01		10.05.24 22:30:01	75.122 85.372,75
17 EDUCATION & TECH.GROUP... US81807M3043	2,51	-0,79% -0,02		10.05.24 22:30:01	10.330 26.996,32
180 LIFE SCIENCES CORP. US68236V3024	1,93	-5,39% -0,11		10.05.24 22:30:00	11.539 23.172,36
1895 BANCORP OF WISCONSIN... US28253R1059	7,23	1,69% 0,12	█	10.05.24 22:30:00	2.064 14.876,77
1ST SOURCE CORP. REGISTER... US3369011032	52,40	0,31% 0,16		10.05.24 22:00:00	40.504 2.119.103,66
1STDIBS.COM INC. REGISTER... US3205511047	6,05	2,54% 0,15	█	10.05.24 22:00:00	104.973 628.425,36
22ND CENTURY GROUP INC. US90137F3010	1,53	-4,38% -0,07		10.05.24 22:00:00	159.540 248.676,58
23ANDME INC. REG.SHARES C... US90138Q1085	0,4975	-2,45% -0,01		10.05.24 22:00:00	3.040.646 1.520.730,29
2SEVENTY BIO INC. US9013841070	4,38	-1,24% -0,06		10.05.24 22:00:00	403.751 1.760.158,61
2U INC. US90214J1016	0,3102	-15,18% -0,06		10.05.24 22:00:00	1.840.394 597.703,84
360 DIGITECH INC. REG.SHS... US88557W1018	20,67	-1,10% -0,23		10.05.24 22:00:00	692.998 14.449.605,65
36KR HOLDINGS INC. REG.SH... US88429K1034	0,373	3,58% 0,01	█	10.05.24 22:30:01	9.697 3.504,75
374WATER INC. REGISTERED ... US88583P1049	1,45	0,00% 0,00		10.05.24 22:00:00	42.487 61.584,28
4D MOLECULAR THERAPEUTICS... US35104E1001	25,70	0,23% 0,06		10.05.24 22:00:00	397.446 10.203.555,05
5E ADVANCED MATERIALS INC... US33830Q1094	1,43	-1,38% -0,02		10.05.24 22:00:00	116.061 166.097,04
60 DEGREES PHARMA. INC RE... US83006G1040	0,225	-2,17% -0,01		10.05.24 22:00:00	37.107 8.280,38
89BIO INC. REGISTERED SHA... US2825591033	8,71	-4,39% -0,40		10.05.24 22:00:00	709.088 6.198.875,85
8X8 INC. US2829141009	2,59	-7,83% -0,22		10.05.24 22:00:00	1.693.210 4.482.192,84
908 DEVICES INC. REGISTER... US65443P1021	5,70	-1,04% -0,06		10.05.24 22:00:00	532.497 3.065.588,69
99 ACQUISITION GROUP INC.... US65445K1016	10,39	0,00% 0,00		10.05.24 22:30:01	3.056 31.753,13
9F INC. ADR CLASS A US65442R2085	3,1931	6,44% 0,19	█	10.05.24 22:30:01	4.605 14.229,92

A SPAC I ACQUISITION CORP... VGG0544E1051	1,28	-10,49% -0,15		10.05.24 22:00:00	595.405 754.486,20
A SPAC II ACQUISITION COR... VGG0543H1091	11,09	-0,09% -0,01		10.05.24 22:30:00	137 1.519,74
A-MARK PRECIOUS METALS IN... US00181T1079	37,16	-9,06% -3,70		10.05.24 22:00:00	840.259 31.822.344,93
A2Z SMART TECHNOLOGIES CO... CA00249W1005	0,363	-6,95% -0,03		10.05.24 22:30:00	35.930 13.679,24
AADI BIOSCIENCE INC. US00032Q1040	1,78	-5,32% -0,10		10.05.24 22:00:00	200.204 362.229,91
AAON INC. US0003602069	77,29	-0,59% -0,46		10.05.24 22:00:00	631.507 48.763.117,41
ABCELLERA BIOLOGICS INC. CA00288U1066	3,83	-3,04% -0,12		10.05.24 22:00:00	1.193.867 4.620.514,38
ABEONA THERAPEUTICS INC US00289Y2063	4,20	-5,62% -0,25		10.05.24 22:00:00	1.086.831 4.605.047,08
ABITS GROUP INC. VGG6S34K1052	0,807	-0,85% -0,01		10.05.24 22:30:00	16.528 13.423,48
ABIVAX S.A. ACTIONS AU PO... US00370M1036	14,09	-0,42% -0,06		10.05.24 22:00:00	29.391 416.511,51
ABLE VIEW GLOBAL INC. REG... KYG1149B1086	1,56	-2,50% -0,04		10.05.24 22:30:00	4.551 6.903,00
ABSCI CORP. REGISTERED SH... US00091E1091	4,91	-4,47% -0,23		10.05.24 22:00:00	709.065 3.485.162,73
ABVC BIOPHARMA INC. US00091F3047	1,06	-3,64% -0,04		10.05.24 22:00:00	207.682 221.421,13
AC IMMUNE SA CH0329023102	2,31	-1,70% -0,04		10.05.24 22:00:00	150.715 350.271,86
ACACIA RESEARCH CORP US0038813079	5,08	-1,93% -0,10		10.05.24 22:00:00	635.404 3.116.561,13
ACADEMY SPORTS & OUTDOORS... US00402L1070	56,70	-0,70% -0,40		10.05.24 22:00:00	636.925 36.153.917,64
ACADIA HEALTHCARE CORP IN... US00404A1097	71,81	1,87% 1,32	█	10.05.24 22:00:00	1.698.034 121.610.352,20
ACADIA PHARMACEUTICALS IN... US0042251084	15,25	0,26% 0,04		10.05.24 22:00:00	2.310.110 35.339.778,87
ACASTI PHARMA INC. CA00430K8656	2,76	0,00% 0,00		10.05.24 22:30:00	4.308 12.105,11
ACCELERATE DIAGNOSTICS IN... US00430H2013	0,8802	1,17% 0,01	█	10.05.24 22:30:00	54.672 50.014,14
ACCOLADE INC. US00437E1029	7,21	-1,10% -0,08		10.05.24 22:00:00	423.595 3.050.455,82
ACCURAY INC. US0043971052	1,62	-4,14% -0,07		10.05.24 22:00:00	530.670 872.890,63
ACE GLOBAL BUSINESS ACQ. ... VGG0083E1025	12,09	0,00% 0,00		10.05.24 22:30:00	202 2.455,41
ACELYRIN INC. REGISTERED ... US00445A1007	4,68	-4,10% -0,20		10.05.24 22:00:00	875.247 4.121.797,32
ACHARI VENTURES HOLDINGS ... US00444X1019	11,07	1,00% 0,11	█	01.05.24 19:20:32	425 4.701,75
ACHIEVE LIFE SCIENCES INC... US0044685008	4,61	1,77% 0,08	█	10.05.24 22:00:00	157.203 712.152,00
ACHILLES THERAPEUTICS PLC... US00449L1026	0,9401	2,34% 0,02	█	10.05.24 22:30:00	205.541 191.780,46
ACI WORLDWIDE INC.	35,93	-0,66%		10.05.24	595.044

## NASDAQ COMPOSITE

US0044981019		-0,24		22:00:00	21.366.801,05
ACLARION INC. REG.SHARES ... US6551872012	0,2766	-7,74% -0,02		10.05.24 22:00:00	390.309 110.897,44
ACLARIS THERAPEUTICS INC. US00461U1051	1,17	-4,49% -0,06		10.05.24 22:00:00	497.298 587.988,59
ACM RESEARCH INC. US00108J1097	23,125	-8,56% -2,17		10.05.24 22:00:00	2.257.559 53.200.100,62
ACNB CORP. REGISTERED SHA... US0008681092	32,38	-1,82% -0,60		10.05.24 22:00:00	4.468 144.647,77
ACORDA THERAPEUTICS INC. US00484M7002	0,44	-32,31% -0,21		10.05.24 21:07:38	23.555 12.088,63
ACRI CAPITAL ACQ. CORP. R... US00501A1016	11,26	0,00% 0,00		06.05.24 22:30:00	5.570 62.718,20
ACRIVON THERAPEUTICS INC.... US0048901096	8,77	7,74% 0,63	█	10.05.24 22:00:00	100.179 846.313,48
ACTELIS NETWORKS INC. REG... US00503R4092	0,5625	-1,32% -0,01		10.05.24 22:30:00	115.710 64.903,40
ACUMEN PHARMACEUTICALS IN... US00509G2093	3,36	-5,88% -0,21		10.05.24 22:00:00	123.504 427.053,54
ACURX PHARMACEUTICALS INC... US00510M1045	2,03	0,50% 0,01		10.05.24 22:30:00	16.796 33.876,80
ACUTUS MEDICAL INC. REGIS... US0051111096	0,041	-31,09% -0,02		10.05.24 21:59:59	2.033.631 96.565,64
ACV AUCTIONS INC. REG.SHA... US00091G1040	17,29	-1,03% -0,18		10.05.24 22:00:00	976.001 16.918.412,31
ADAGENE INC. SP. ADR US0053291078	2,23	5,19% 0,11	█	10.05.24 22:30:00	46.524 101.087,44
ADAMAS ONE CORP. REGISTER... US00548H1014	0,30	0,00% 0,00		10.05.24 22:30:01	28.580 8.563,10
ADAPTHEALTH CORP. REGISTE... US00653Q1022	9,67	5,22% 0,48	█	10.05.24 22:00:00	1.418.430 13.429.686,38
ADAPTIMMUNE THERAPEUTICS ... US00653A1079	1,12	-1,75% -0,02		10.05.24 22:00:00	531.725 592.854,26
ADAPTIVE BIOTECHNOLOGIES ... US00650F1093	3,50	-1,69% -0,06		10.05.24 22:00:00	1.221.825 4.298.376,67
ADDENTAX GROUP CORP. REGI... US00653L3015	1,015	-3,34% -0,04		10.05.24 22:30:00	16.839 17.403,76
ADDEX THERAPEUTICS LTD. S... US00654J2069	9,34	4,36% 0,39	█	10.05.24 22:30:00	5.587 52.184,30
ADDUS HOMECARE CORP US0067391062	109,26	2,98% 3,16	█	10.05.24 22:00:00	111.054 12.034.101,08
ADEIA INC. US00676P1075	11,25	0,18% 0,02		10.05.24 22:00:00	465.964 5.213.535,04
ADIAL PHARMACEUTICALS INC... US00688A2050	1,50	-9,09% -0,15		10.05.24 22:00:00	118.627 184.469,49
ADICET BIO INC. US0070021086	1,47	-9,82% -0,16		10.05.24 22:00:00	939.720 1.418.961,88
ADITXT INC. REGISTERED SH... US0070256047	2,07	0,00% 0,00		10.05.24 22:30:00	32.726 69.005,31
ADLAI NORTYE LTD REG.SHAR... US00704R1095	13,05	0,38% 0,05		10.05.24 22:30:00	4.900 63.282,77
ADMA BIOLOGICS INC. REGIS... US0008991046	8,81	27,13% 1,88	█	10.05.24 22:00:00	11.700.342 101.006.404,09
ADOBE INC. US00724F1012	482,29	-0,07% -0,36		10.05.24 22:00:00	2.741.116 1.324.778.262,94

ADS-TEC ENERGY PLC IE000DU292E6	11,13	1,64% 0,18		10.05.24 22:00:00	25.672 282.945,43
ADTHEORENT HOLDING CO. IN... US00739D1090	3,40	0,00% 0,00		10.05.24 22:00:00	1.559.675 5.304.350,38
ADTRAN HOLDINGS INC. US00486H1059	5,46	1,68% 0,09		10.05.24 22:00:00	715.284 3.852.655,34
ADVANCED EMISSIONS SOLUTI... US00770C1018	7,46	-1,84% -0,14		10.05.24 22:00:00	222.228 1.652.370,40
ADVANCED ENERGY INDS INC. US0079731008	102,13	0,23% 0,23		10.05.24 22:00:00	227.593 23.023.640,09
ADVANCED HEALTH INTELLI. ... US00777C2035	1,50	-2,55% -0,04		31.01.24 21:52:11	7.661 11.398,09
ADVANCED MICRO DEVICES IN... US0079031078	151,92	-0,31% -0,47		10.05.24 22:00:00	37.652.770 5.759.254.274,78
ADVANTAGE SOLUTIONS INC. ... US00791N1028	3,51	-6,15% -0,23		10.05.24 22:00:00	1.292.179 4.542.485,06
ADVENT TECHNOLOGIES HOLDI... US00788A1051	0,1073	-4,88% -0,01		10.05.24 22:00:00	796.113 86.812,64
ADVERUM BIOTECHNOLOGIES I... US00773U2078	9,30	-3,23% -0,31		10.05.24 22:00:00	340.268 3.262.842,41
AEGLEA BIO THERAPEUTICS I... US00773J2024	36,93	4,94% 1,74		10.05.24 22:00:00	429.293 15.884.959,31
AEHR TEST SYSTEMS US00760J1088	11,14	-2,62% -0,30		10.05.24 22:00:00	555.815 6.227.469,38
AEMETIS INC. US00770K2024	3,995	-2,80% -0,12		10.05.24 22:00:00	470.722 1.868.207,32
AERIES TECHNOLOGY INC. RE... KYG0136H1020	1,98	-0,70% -0,01		10.05.24 22:30:00	4.973 9.813,60
AEROVATE THERAPEUTICS INC... US0080641071	19,83	-8,02% -1,73		10.05.24 22:00:00	79.129 1.601.520,48
AEROVIRONMENT INC. US0080731088	186,47	-0,46% -0,86		10.05.24 22:00:00	404.298 75.208.605,65
AERSALE CORP. REGISTERED ... US00810F1066	7,96	-3,52% -0,29		10.05.24 22:00:00	580.352 4.615.893,44
AERWINS TECHNOLOGIES INC.... US00810J2078	2,62	-6,43% -0,18		10.05.24 22:00:00	89.723 244.187,63
AESTHETIC MEDICAL INTERNA... US00809M1045	0,4751	-6,92% -0,04		10.05.24 22:30:00	50.763 25.299,84
AETERNA ZENTARIS INC. CA0079756007	8,23	4,97% 0,39		10.05.24 22:30:00	9.851 78.361,18
AETHERIUM ACQUISITION COR... US00809J1016	11,39	-0,96% -0,11		09.05.24 22:30:00	3.750 42.480,65
AETHLON MEDICAL INC US00808Y4061	1,18	0,08% 0,00		10.05.24 22:00:00	19.952.642 32.189.212,26