

# NASDAQ COMPOSITE INDEX

ISIN: **XC0009694271** WKN: -

## Overview

2024/05/08 23:16:01

Price

**16,302.7558**

USD

Difference 📉 **-0.18% (-29.80)**

### General attributes

ISIN	XC0009694271
Symbol	-
Country	USA
Instruments in index	3372
Type of index	-
Security type	Index

### Market data

Open	16,226.0673 USD
High	16,341.6469 USD
Low	16,226.0673 USD
Close (prev. day)	16,332.5553 USD
Trading volume (m)	4,064,546
Volume (pcs)	-

### Top 5

Name	Price	+ - (%)	Trend
REBORN COF...	3.19	+84.39	📈
SAFE & GRE...	0.62	+58.81	📈
INNODATA I...	10.47	+55.34	📈
ISUN INC.	0.1998	+51.36	📈
CRICUT INC...	8.14	+47.20	📈

Intraday 1w 1m 6m 1y 3y

### Flop 5

Name	Price	+ - (%)	Trend
PROSOMNUS ...	0.037	-66.36	📉
TREACE MED...	4.17	-62.50	📉
NEXTPLAY T...	0.0014	-41.67	📉
SERES THER...	0.7494	-32.49	📉
ETAO INTER...	1.91	-31.79	📉

Intraday 1w 1m 6m 1y 3y

5y



Information about previous performance does not guarantee future performance.  
Source: FactSet

### Recent research

on market		
Date	Headline	Download
2024/05/08	Marktkommentar	📄
2024/05/06	Anzeichen für eine wirtschaftliche Wende?	📄
2024/05/03	Week Ahead	📄
2024/05/03	Wochenausblick	📄
2024/05/02	FX markets reflect uncertain interest rate outlook	📄

**Futures and Options**

**Related Futures** -

**Related Options** -

## Details

2024/05/08 23:16:01

Price

**16,302.7558**

USD

Difference ▼ -0.18% (-29.80)

### General attributes

ISIN XC0009694271

Symbol -

Country USA

Security type Index

Instruments in index 3372

### Market data

Open 16,226.0673 USD

High 16,341.6469 USD

Low 16,226.0673 USD

Close (prev. day) 16,332.5553 USD

Trading volume (m) 4,064,546

Volume (pcs) -

### Performance and Risk

	6m	1y	3y
Perf (%)	+19.43%	+33.01%	+18.55%
Perf (abs.)	+2,652.34	+4,045.84	+2,550.52
Beta	-	-	-
Volatility	15.95	16.16	23.17

5y



Information about previous performance does not guarantee future performance.

Source: FactSet

### Price data

Ø price 5 days | Ø volume 5 days (pcs.) 16,196.3685 USD (4,254,433)

Ø price 30 days | Ø volume 30 days (pcs.) 16,009.5101 USD (4,298,524)

Ø price 100 days | Ø volume 100 days (pcs.) 15,692.1899 USD (4,738,794)

Ø price 250 days | Ø volume 250 days (pcs.) 14,435.4643 USD (4,462,764)

YTD High | date 16,538.8644 USD (2024/03/21)

YTD Low | date 14,477.5681 USD (2024/01/05)

52 Weeks High | date 16,538.8644 USD (2024/03/21)

52 Weeks Low | date 12,174.0562 USD (2023/05/09)

## Composition

Name ISIN	Price	Diff % Diff +/-	Performance	Date Time	Turnover Pc. Turnover Money
1-800-FLOWERS. COM INC. US68243Q1067	8.90	1.25% 0.11		24/05/08 22:00:00	443,443 3,906,986.49
10X GENOMICS INC. US88025U1097	25.36	-2.98% -0.78		24/05/08 22:00:00	1,662,397 42,332,122.28
111 INC. SPONSORED ADR CL... US68247Q1022	1.13	-3.42% -0.04		24/05/08 22:00:00	35,024 40,468.40
17 EDUCATION & TECH GRP I... US81807M3043	2.71	0.37% 0.01		24/05/08 22:30:01	3,671 9,951.06
180 LIFE SCIENCES CORP. US68236V3024	1.99	-1.00% -0.02		24/05/08 22:30:00	17,538 34,511.73
1895 BANCORP OF WISCONSIN... US28253R1059	7.11	0.00% 0.00		24/05/08 22:30:00	875 6,233.15
1ST CAPITAL INC COM USD0.... US31942S1042	28.03	-0.50% -0.14		24/05/07 22:00:00	1,452 41,150.34
1STDIBS COM INC USD0.01 US3205511047	5.88	3.34% 0.19		24/05/08 22:00:00	111,798 655,103.16
22ND CENTURY GROUP INC. US90137F3010	1.655	-1.49% -0.03		24/05/08 22:00:00	205,990 356,439.32
23ANDME HOLDING CO COM US... US90138Q1085	0.4827	-2.99% -0.01		24/05/08 22:00:00	2,106,735 1,043,280.27
2SEVENTY BIO INC. US9013841070	4.48	-9.68% -0.48		24/05/08 22:00:00	700,476 3,285,172.87
2U INC. US90214J1016	0.3605	0.98% 0.00		24/05/08 22:00:00	1,172,014 420,561.14
36KR HOLDINGS INC SPON AD... US88429K1034	0.3701	-0.90% -0.00		24/05/08 22:30:01	1,982 749.74
374WATER INC COM USD0.000... US88583P1049	1.34	-8.22% -0.12		24/05/08 22:00:00	59,129 82,312.27
4D MOLECULAR THERAPEUTICS... US35104E1001	26.33	-1.75% -0.47		24/05/08 22:00:00	340,145 8,947,092.87
5E ADVANCED MATERIALS INC... US33830Q1094	1.41	2.17% 0.03		24/05/08 22:00:00	172,281 236,557.08
60 DEGREES PHARMACEUTICAL... US83006G1040	0.2187	8.54% 0.02		24/05/08 22:30:00	785,135 173,925.53
89BIO INC COM USD0.001 US2825591033	9.03	-3.63% -0.34		24/05/08 22:00:00	553,063 4,983,080.12
8X8 INC. US2829141009	2.34	-0.43% -0.01		24/05/08 22:00:00	1,086,059 2,544,980.35
908 DEVICES INC COM USD0.... US65443P1021	5.70	0.00% 0.00		24/05/08 22:00:00	203,578 1,162,750.90
99 ACQUISITION GROUP INC ... US65445K1016	10.38	-0.05% -0.01		24/05/08 22:30:00	9,528 98,875.74
9F INC. ADR CLASS A US65442R2085	3.0463	1.21% 0.04		24/05/08 22:30:01	2,542 7,663.87
A SPAC II ACQUISITION COR... VGG0543H1091	11.09	-0.01% -0.00		24/05/08 22:30:00	399 4,426.41























## NASDAQ COMPOSITE INDEX

A-MARK PRECIOUS METALS IN... US00181T1079	38.15	-5.43% -2.19		24/05/08 22:00:00	1,496,222 55,368,186.06
A2Z SMART TECHNOLOGIES CO... CA00249W1005	0.385	2.67% 0.01	█	24/05/08 22:30:00	76,345 28,898.75
AAI BIOSCIENCE INC. US00032Q1040	1.84	-12.80% -0.27		24/05/08 22:00:00	472,296 889,734.08
AAON INC. US0003602069	76.99	-1.87% -1.47		24/05/08 22:00:00	884,145 68,290,701.86
ABACUS LIFE INC COM USD0... US00258Y1047	12.05	0.58% 0.07		24/05/08 22:30:00	8,210 99,049.73
ABELLERA BIOLOGICS INC. CA00288U1066	3.84	-4.95% -0.20		24/05/08 22:00:00	1,333,528 5,152,280.90
ABEONA THERAPEUTICS INC US00289Y2063	4.40	-3.51% -0.16		24/05/08 22:00:00	455,901 2,035,058.70
ABITS GROUP INC. VGG6S34K1052	0.807	-0.37% -0.00		24/05/08 22:30:00	7,957 6,416.41
ABIVAX SPON ADS EACH REP ... US00370M1036	14.28	-1.92% -0.28		24/05/08 22:00:00	57,401 821,168.50
ABLE VIEW GLOBAL INC USD0... KYG1149B1086	1.58	-1.25% -0.02		24/05/08 22:00:00	2,660 4,045.99
ABSCI CORP COM USD0.0001 US00091E1091	4.94	-1.20% -0.06		24/05/08 22:00:00	349,877 1,735,777.05
ABVC BIOPHARMA INC. US00091F3047	1.11	4.72% 0.05	█	24/05/08 22:00:00	558,580 605,948.55
AC IMMUNE SA CH0329023102	2.35	-1.26% -0.03		24/05/08 22:00:00	138,042 325,754.37
ACACIA RESEARCH CORP US0038813079	5.18	-0.58% -0.03		24/05/08 22:00:00	149,383 774,519.44
ACADEMY SPORTS & OUTDOORS... US00402L1070	56.47	-1.91% -1.10		24/05/08 22:00:00	1,069,969 60,526,442.79
ACADIA HEALTHCARE CORP IN... US00404A1097	66.06	-2.03% -1.37		24/05/08 22:00:00	731,816 48,238,666.15
ACADIA PHARMACEUTICALS IN... US0042251084	17.13	-0.70% -0.12		24/05/08 22:00:00	2,140,858 36,719,600.42
ACASTI PHARMA INC. CA00430K8656	2.89	1.76% 0.05	█	24/05/08 22:30:00	21,217 59,650.08
ACCELERATE DIAGNOSTICS IN... US00430H2013	0.905	0.56% 0.01		24/05/08 22:30:00	124,347 114,557.49
ACCOLADE INC. US00437E1029	7.12	-4.30% -0.32		24/05/08 22:00:00	600,996 4,313,219.40
ACCURAY INC. US0043971052	1.67	-4.57% -0.08		24/05/08 22:00:00	715,943 1,224,633.13
ACE GLOBAL BUSINESS ACQUI... VGG0083E1025	12.23	1.16% 0.14	█	24/05/01 22:30:00	100 1,223.00
ACELYRIN INC COM USD0.000... US00445A1007	4.79	3.68% 0.17	█	24/05/08 22:00:00	538,842 2,567,796.38
ACHARI VENTURES HLDGS COR... US00444X1019	11.07	1.00% 0.11	█	24/05/01 19:20:32	425 4,701.75
ACHIEVE LIFE SCIENCES INC... US0044685008	4.705	-0.53% -0.03		24/05/08 22:00:00	40,931 193,818.90
ACHILLES THERAPEUTICS PLC... US00449L1026	0.9189	11.25% 0.09	█	24/05/08 22:30:00	572,722 501,681.20
ACI WORLDWIDE INC. US0044981019	35.89	0.03% 0.01		24/05/08 22:00:00	360,948 12,919,504.97
ACLARION INC COM USD0.000... US0044981019	0.3048	6.91%	█	24/05/08	682,554

## NASDAQ COMPOSITE INDEX

US6551872012		0.02		22:00:00	205,639.15
ACLARIS THERAPEUTICS INC. US00461U1051	1.22	-8.96% -0.12		24/05/08 22:00:00	1,233,870 1,555,358.03
ACM RESEARCH INC. US00108J1097	25.56	-6.48% -1.77		24/05/08 22:00:00	1,760,836 46,477,538.63
ACNB CORP COM USD2.50 US0008681092	32.33	0.47% 0.15		24/05/08 22:00:00	5,423 174,003.99
ACORDA THERAPEUTICS INC. US00484M7002	0.78	-11.26% -0.10		24/05/08 21:49:43	1,577 1,230.08
ACRI CAPITAL ACQUISITION ... US00501A1016	11.26	0.00% 0.00		24/05/06 22:30:00	5,570 62,718.20
ACRIVON THERAPEUTICS INC ... US0048901096	8.23	-1.32% -0.11		24/05/08 22:00:00	128,119 1,049,925.84
ACTELIS NETWORKS INC COM ... US00503R4092	0.58	-2.67% -0.02		24/05/08 22:30:00	72,113 42,569.72
ACUMEN PHARMACEUTICALS IN... US00509G2093	3.40	1.19% 0.04		24/05/08 22:00:00	149,900 516,713.63
ACURX PHARMACEUTICALS INC... US00510M1045	1.94	-1.52% -0.03		24/05/08 22:00:00	20,197 39,566.11
ACUTUS MEDICAL INC COM US... US0051111096	0.09	-26.83% -0.03		24/05/08 22:00:00	2,630,051 247,687.58
ACV AUCTIONS INC COM USD0... US00091G1040	17.32	-2.48% -0.44		24/05/08 22:00:00	1,369,817 23,628,548.46
ADAGENE INC. SP. ADR US0053291078	2.18	-2.92% -0.07		24/05/08 22:30:00	197,731 431,222.21
ADAMAS ONE CORP COM USD0... US00548H1014	0.293	-3.93% -0.01		24/05/08 22:30:01	35,942 11,113.81
ADAPTHEALTH CORP COM USD0... US00653Q1022	9.69	-0.72% -0.07		24/05/08 22:00:00	1,744,653 16,770,525.95
ADAPTIMMUNE THERAPEUTICS ... US00653A1079	1.14	3.64% 0.04		24/05/08 22:00:00	975,286 1,049,281.53
ADAPTIVE BIOTECHNOLOGIES ... US00650F1093	3.18	2.25% 0.07		24/05/08 22:00:00	2,147,360 7,242,106.21
ADDENTAX GROUP CORP COM U... US00653L3015	1.01	5.21% 0.05		24/05/08 22:30:00	27,048 27,831.06
ADDEX THERAPEUTICS LTD. S... US00654J2069	9.00	-1.64% -0.15		24/05/08 22:30:00	6,007 54,739.85
ADDUS HOMECARE CORP US0067391062	107.09	2.39% 2.50		24/05/08 22:00:00	145,433 15,530,567.64
ADEIA INC. US00676P1075	11.19	1.45% 0.16		24/05/08 22:00:00	724,201 8,006,436.07
ADIAL PHARMACEUTICALS INC... US00688A2050	1.59	3.25% 0.05		24/05/08 22:00:00	195,082 312,906.91
ADICET BIO INC. US0070021086	1.65	-4.62% -0.08		24/05/08 22:00:00	1,001,437 1,678,802.26
ADITXT INC COM USD0.001(P... US0070256047	2.10	2.94% 0.06		24/05/08 22:30:00	13,587 28,371.87
ADLAI NORTYE LTD SPON ADS... US00704R1095	13.48	5.89% 0.75		24/05/07 22:30:00	834 11,243.13
ADMA BIOLOGICS INC COM US... US0008991046	6.86	-0.72% -0.05		24/05/08 22:00:00	2,399,926 16,406,805.00
ADOBE INC. US00724F1012	488.10	-0.85% -4.17		24/05/08 22:00:00	2,165,007 1,060,918,947.43
ADS-TEC ENERGY PLC IE000DU292E6	10.98	0.27% 0.03		24/05/08 22:00:00	8,430 92,346.50

## NASDAQ COMPOSITE INDEX

ADTHEORENT HOLDING CO. IN... US00739D1090	3.43	0.29% 0.01		24/05/08 22:00:00	4,281,039 14,660,036.60
ADTRAN HOLDINGS INC. US00486H1059	5.47	1.48% 0.08		24/05/08 22:00:00	1,096,298 6,084,225.61
ADVANCED ENERGY INDS INC. US0079731008	101.57	0.13% 0.13		24/05/08 22:00:00	142,203 14,367,254.76
ADVANCED HEALTH INTELLIGE... US00777C2035	1.50	-2.55% -0.04		24/01/31 21:52:11	7,661 11,398.09
ADVANCED MICRO DEVICES IN... US0079031078	153.62	-0.52% -0.81		24/05/08 22:00:00	28,725,400 4,415,924,528.31
ADVANTAGE SOLUTIONS INC. ... US00791N1028	4.26	-0.47% -0.02		24/05/08 22:00:00	1,157,428 4,916,709.06
ADVENT TECHNOLOGIES HOLDI... US00788A1051	0.1041	0.58% 0.00		24/05/08 22:00:00	1,179,637 124,866.10
ADVERUM BIOTECHNOLOGIES I... US00773U2078	9.81	-5.13% -0.53		24/05/08 22:00:00	200,543 1,957,607.99
AEHR TEST SYSTEMS US00760J1088	11.25	-2.00% -0.23		24/05/08 22:00:00	1,254,554 14,342,415.39
AEMETIS INC. US00770K2024	4.14	2.22% 0.09		24/05/08 22:00:00	559,896 2,308,999.06
AERIES TECHNOLOGY INC COM... KYG0136H1020	2.01	3.61% 0.07		24/05/08 22:30:00	16,687 33,315.91
AEROVATE THERAPEUTICS INC... US0080641071	21.04	2.94% 0.60		24/05/08 22:00:00	137,134 2,837,903.20
AEROVIRONMENT INC. US0080731088	181.46	1.04% 1.87		24/05/08 22:00:00	355,879 64,454,937.63
AERSALE CORPORATION COM U... US00810F1066	7.55	0.67% 0.05		24/05/08 22:00:00	474,963 3,621,060.79
AERWINS TECHNOLOGIES INC ... US00810J2078	3.08	-2.53% -0.08		24/05/08 22:00:00	77,460 235,570.56
AESTHETIC MEDICAL INT HLD... US00809M1045	0.4698	8.40% 0.04		24/05/08 22:30:00	11,471 5,320.94
AETERNA ZENTARIS INC. CA0079756007	7.80	-2.86% -0.23		24/05/08 22:30:00	6,382 50,555.60
AETHERIUM ACQUISITION COR... US00809J1016	11.50	3.42% 0.38		24/05/08 22:30:00	3,924 45,776.97
AETHLON MEDICAL INC US00808Y4061	1.25	-2.34% -0.03		24/05/08 22:30:00	11,131 14,050.83
AEYE INC. CLASS A US0081832042	1.18	-6.35% -0.08		24/05/08 22:00:00	53,611 63,692.01
AFC GAMMA INC COM USD0.01 US00109K1051	12.40	0.40% 0.05		24/05/08 22:00:00	49,779 615,855.28
AFFIMED N.V. NL0015001ZQ0	5.23	0.00% 0.00		24/05/08 22:00:00	35,737 185,318.01