

NASDAQ COMPOSITE

ISIN: **XC0009694271** WKN: -

Übersicht

03.05.2024 23:16:01

Kurs

16.156,3280

USD

Differenz ↗ 1,99% (315,37)

Stammdaten

ISIN XC0009694271

Symbol -

Land USA

Anzahl der enthaltenen Werte im Index 3372

Index-Typ -

Wertpapierkategorie Index

Top 5

Name	Kurs	+ - (%)	Trend
BENEFICIEN...	6,82	+255,21	↗
SAFE & GRE...	5,54	+89,08	↗
CASA SYSTE...	0,0065	+54,76	↗
ARTERIS IN...	8,21	+38,45	↗
THE REAL G...	0,85	+37,32	↗

Intraday 1W 1M 6M 1J 3J

Flop 5

Name	Kurs	+ - (%)	Trend
SPROUT SOC...	28,82	-40,15	↘
UNITI GROU...	4,44	-26,37	↘
PROFESSION...	1,28	-24,71	↘
ZAPP ELECT...	1,91	-24,65	↘
CARDIFF ON...	3,52	-21,43	↘

Intraday 1W 1M 6M 1J 3J



Die Wertentwicklung der Vergangenheit lässt keine verlässlichen Rückschlüsse auf die zukünftige Entwicklung eines Finanzinstruments zu.

Quelle: FactSet

Aktuellstes Research

Märkte		
Datum	Überschrift	Download
03.05.2024	Week Ahead	↓
03.05.2024	Wochenausblick	↓
02.05.2024	FX markets reflect uncertain interest rate outlook	↓
02.05.2024	FX-Märkte spiegeln unsicheres Zinsumfeld wider	↓
02.05.2024	Fed continues to wait for price pressure to ease	↓

**Nähere Infos zu den Ländern &
Regionen**

➤ Märkte nach Region

Details

03.05.2024 23:16:01

Kurs

16.156,3280

USD

Differenz ▲ 1,99% (315,37)

Stammdaten

ISIN	XC0009694271
Symbol	-
Land	USA
Wertpapierkategorie	Index
Anzahl der enthaltenen Werte im Index	3372

Marktdaten

Eröffnung	16.147,4818 USD
Hoch	16.204,7121 USD
Tief	16.068,3406 USD
Schluss Vortag	15.840,9583 USD
Volumen (Mio.)	4.287.814
Volumen (Stück)	-

Performance und Risiko

	6M	1J	3J
Perf (%)	+19,87%	+34,35%	+16,27%
Perf (abs.)	+2.678,05	+4.131,00	+2.261,21
Beta	-	-	-
Volatilität	15,99	16,28	23,20



Die Wertentwicklung der Vergangenheit lässt keine verlässlichen Rückschlüsse auf die zukünftige Entwicklung eines Finanzinstruments zu.

Quelle: FactSet

Kursdaten


























Ø Kurs 5 Tage Ø Volumen 5 Tage (Stk.)	15.848,7348 USD (4.439.970)
Ø Kurs 30 Tage Ø Volumen 30 Tage (Stk.)	16.014,3243 USD (4.301.828)
Ø Kurs 100 Tage Ø Volumen 100 Tage (Stk.)	15.639,3428 USD (4.768.420)
Ø Kurs 250 Tage Ø Volumen 250 Tage	14.386,4977 USD (4.460.389)
Hoch seit 1.1. Datum	16.538,8644 USD (21.03.2024)
Tief seit 1.1. Datum	14.477,5681 USD (05.01.2024)
52 Wochen Hoch Datum	16.538,8644 USD (21.03.2024)
52 Wochen Tief Datum	11.925,3712 USD (04.05.2023)






















Enthaltene Werte

Name  ISIN	Kurs	Diff %  Diff /-	Performance 	Datum Zeit	Gehandelte Stück  Umsatz Geld 
1-800-FLOWERS. COM INC. US68243Q1067	8,90	-2,41% -0,22		03.05.24 22:30:00	381.099 3.404.570,03
10X GENOMICS INC. US88025U1097	27,48	4,53% 1,19		03.05.24 22:30:01	2.385.262 65.310.426,52
111 INC. SPONSORED ADR CL... US68247Q1022	1,15	2,68% 0,03		03.05.24 22:30:01	41.834 48.606,08
17 EDUCATION & TECH.GROUP... US81807M3043	2,845	-0,18% -0,01		03.05.24 22:30:01	3.265 9.083,46
180 LIFE SCIENCES CORP. US68236V3024	2,00	0,00% 0,00		03.05.24 22:30:01	11.311 22.266,06
1895 BANCORP OF WISCONSIN... US28253R1059	7,11	0,56% 0,04		03.05.24 22:30:01	2.214 14.704,94
1ST SOURCE CORP. REGISTER... US3369011032	51,45	0,29% 0,15		03.05.24 22:30:00	43.792 2.260.095,40
1STDIBS.COM INC. REGISTER... US3205511047	5,74	-1,71% -0,10		03.05.24 22:30:00	47.211 243.954,74
22ND CENTURY GROUP INC. US90137F3010	1,67	-0,60% -0,01		03.05.24 22:30:01	153.148 256.570,03
23ANDME INC. REG.SHARES C... US90138Q1085	0,5023	-0,46% -0,00		03.05.24 22:30:00	2.216.423 1.114.854,53
2SEVENTY BIO INC. US9013841070	4,76	-3,45% -0,17		03.05.24 22:30:01	598.347 2.866.634,57
2U INC. US90214J1016	0,34	26,63% 0,07		03.05.24 22:30:01	3.202.929 1.014.859,18
360 DIGITECH INC. REG.SHS... US88557W1018	19,50	-1,91% -0,38		03.05.24 22:30:00	1.511.925 29.537.573,56
36KR HOLDINGS INC. REG.SH... US88429K1034	0,3541	-4,08% -0,02		03.05.24 22:30:01	35.824 11.982,40
374WATER INC. REGISTERED ... US88583P1049	1,53	2,68% 0,04		03.05.24 22:30:01	127.470 194.552,59
4D MOLECULAR THERAPEUTICS... US35104E1001	26,38	0,00% 0,00		03.05.24 22:30:01	320.319 8.535.698,73
5E ADVANCED MATERIALS INC... US33830Q1094	1,39	8,59% 0,11		03.05.24 22:30:00	167.847 224.709,82
60 DEGREES PHARMA. INC RE... US83006G1040	0,21	-9,48% -0,02		03.05.24 22:30:00	204.071 43.536,13
89BIO INC. REGISTERED SHA... US2825591033	9,22	4,06% 0,36		03.05.24 22:30:01	646.026 5.941.413,95
8X8 INC. US2829141009	2,23	-0,89% -0,02		03.05.24 22:30:01	861.131 1.977.382,17
908 DEVICES INC. REGISTER... US65443P1021	5,65	-0,35% -0,02		03.05.24 22:30:00	254.034 1.468.794,82
99 ACQUISITION GROUP INC.... US65445K1016	10,42	0,39% 0,04		02.05.24 22:30:00	2.367 24.620,27
9F INC. ADR CLASS A US65442R2085	3,105	1,80% 0,06		03.05.24 22:30:01	2.771 8.409,02

A SPAC I ACQUISITION CORP... VGG0544E1051	1,21	-4,72% -0,06		03.05.24 22:30:01	703.291 859.776,66
A SPAC II ACQUISITION COR... VGG0543H1091	11,091	-0,44% -0,05		30.04.24 22:30:00	108 1.197,83
A-MARK PRECIOUS METALS IN... US00181T1079	41,32	-0,10% -0,04		03.05.24 22:30:00	333.368 13.806.225,71
A2Z SMART TECHNOLOGIES CO... CA00249W1005	0,4194	2,74% 0,01	█	03.05.24 22:30:01	73.778 32.039,85
AAOI BIOSCIENCE INC. US00032Q1040	2,12	4,95% 0,10	█	03.05.24 22:30:00	95.583 198.531,91
AAON INC. US0003602069	78,40	-13,74% -12,49		03.05.24 22:30:00	2.042.878 168.300.309,98
ABCELLERA BIOLOGICS INC. CA00288U1066	4,03	4,68% 0,18	█	03.05.24 22:30:00	2.202.875 9.047.595,13
ABEONA THERAPEUTICS INC US00289Y2063	4,60	13,02% 0,53	█	03.05.24 22:15:00	2.685.579 12.619.021,19
ABITS GROUP INC. VGG6S34K1052	0,7799	2,75% 0,02	█	03.05.24 22:30:00	2.894 2.210,23
ABIVAX S.A. ACTIONS AU PO... US00370M1036	14,54	-2,55% -0,38		03.05.24 22:30:00	30.339 446.564,36
ABLE VIEW GLOBAL INC. REG... KYG1149B1086	1,44	-5,26% -0,08		03.05.24 22:30:00	790 1.150,40
ABSCI CORP. REGISTERED SH... US00091E1091	5,08	2,01% 0,10	█	03.05.24 22:30:00	536.637 2.787.009,40
ABVC BIOPHARMA INC. US00091F3047	1,08	-6,09% -0,07		03.05.24 22:30:00	415.917 458.181,90
AC IMMUNE SA CH0329023102	2,39	-2,05% -0,05		03.05.24 22:30:00	390.454 934.432,92
ACACIA RESEARCH CORP US0038813079	5,02	2,24% 0,11	█	03.05.24 22:30:00	178.660 895.572,35
ACADEMY SPORTS & OUTDOORS... US00402L1070	57,40	-0,61% -0,35		03.05.24 22:30:01	1.001.515 57.919.413,36
ACADIA HEALTHCARE CORP IN... US00404A1097	66,12	-0,91% -0,61		03.05.24 22:30:00	1.213.590 79.984.012,08
ACADIA PHARMACEUTICALS IN... US0042251084	17,05	-0,18% -0,03		03.05.24 22:30:00	1.160.279 19.923.587,73
ACASTI PHARMA INC. CA00430K8656	2,96	-2,31% -0,07		03.05.24 22:30:00	13.180 38.866,33
ACCELERATE DIAGNOSTICS IN... US00430H2013	0,9248	-1,82% -0,02		03.05.24 22:30:01	26.878 25.286,07
ACCOLADE INC. US00437E1029	7,54	3,86% 0,28	█	03.05.24 22:30:00	677.665 5.124.349,92
ACCURAY INC. US0043971052	1,62	5,19% 0,08	█	03.05.24 22:30:01	1.537.411 2.447.725,60
ACE GLOBAL BUSINESS ACQ. ... VGG0083E1025	12,23	1,16% 0,14	█	01.05.24 22:30:00	100 1.223,00
ACELYRIN INC. REGISTERED ... US00445A1007	4,35	2,35% 0,10	█	03.05.24 22:30:01	946.417 4.110.528,69
ACHARI VENTURES HOLDINGS ... US00444X1019	11,07	1,00% 0,11	█	01.05.24 19:20:32	425 4.701,75
ACHIEVE LIFE SCIENCES INC... US0044685008	4,735	0,96% 0,05	█	03.05.24 22:30:00	76.066 354.874,90
ACHILLES THERAPEUTICS PLC... US00449L1026	0,8037	3,04% 0,02	█	03.05.24 22:30:00	186.701 151.312,55
ACI WORLDWIDE INC.	35,12	-0,96%		03.05.24	596.355

NASDAQ COMPOSITE

US0044981019		-0,34		22:30:00	21.013.432,97
ACLARION INC. REG.SHARES ... US6551872012	0,2921	3,29% 0,01		03.05.24 22:30:00	340.906 98.754,37
ACLARIS THERAPEUTICS INC. US00461U1051	1,36	3,82% 0,05		03.05.24 22:30:00	690.119 936.885,91
ACM RESEARCH INC. US00108J1097	27,00	1,85% 0,49		03.05.24 22:30:00	883.959 24.012.999,95
ACNB CORP. REGISTERED SHA... US0008681092	33,24	-0,51% -0,17		03.05.24 22:30:00	6.848 227.887,57
ACORDA THERAPEUTICS INC. US00484M7002	0,85	0,00% 0,00		03.05.24 20:08:37	10.215 9.026,58
ACRI CAPITAL ACQ. CORP. R... US00501A1016	11,26	0,54% 0,06		03.05.24 22:30:00	27.315 307.293,85
ACRIVON THERAPEUTICS INC.... US0048901096	9,59	13,36% 1,13		03.05.24 22:30:00	375.349 3.648.698,82
ACTELIS NETWORKS INC. REG... US00503R4092	0,629	4,83% 0,03		03.05.24 22:30:01	215.320 132.139,86
ACUMEN PHARMACEUTICALS IN... US00509G2093	3,49	0,29% 0,01		03.05.24 22:30:00	247.725 887.382,46
ACURX PHARMACEUTICALS INC... US00510M1045	2,17	2,36% 0,05		03.05.24 22:30:00	32.860 71.556,78
ACUTUS MEDICAL INC. REGIS... US0051111096	0,1447	-5,31% -0,01		03.05.24 22:30:00	1.821.104 196.392,89
ACV AUCTIONS INC. REG.SHA... US00091G1040	17,81	2,47% 0,43		03.05.24 22:30:00	1.130.764 20.092.726,30
ADAGENE INC. SP. ADR US0053291078	2,41	0,00% 0,00		03.05.24 22:30:00	6.916 17.120,51
ADAMAS ONE CORP. REGISTER... US00548H1014	0,2901	1,59% 0,00		03.05.24 22:30:01	9.947 3.034,70
ADAPTHEALTH CORP. REGISTE... US00653Q1022	10,26	-0,87% -0,09		03.05.24 22:30:00	1.807.253 18.341.302,92
ADAPTIMMUNE THERAPEUTICS ... US00653A1079	1,19	0,00% 0,00		03.05.24 22:30:00	852.996 1.028.140,26
ADAPTIVE BIOTECHNOLOGIES ... US00650F1093	3,01	2,73% 0,08		03.05.24 22:30:00	1.094.025 3.302.866,16
ADDENTAX GROUP CORP. REGI... US00653L3015	0,9654	-1,49% -0,01		03.05.24 22:30:01	12.002 11.849,93
ADDEX THERAPEUTICS SA NAM... US00654J2069	8,95	1,13% 0,10		03.05.24 22:30:00	7.875 71.646,96
ADDUS HOMECARE CORP US0067391062	98,20	-0,21% -0,21		03.05.24 22:30:00	117.674 11.472.584,66
ADEIA INC. US00676P1075	9,93	-0,80% -0,08		03.05.24 22:30:00	453.713 4.522.575,88
ADIAL PHARMACEUTICALS INC... US00688A2050	1,70	-5,03% -0,09		03.05.24 22:30:00	107.846 187.722,94
ADICET BIO INC. US0070021086	1,45	2,84% 0,04		03.05.24 22:30:00	4.866.272 7.035.105,37
ADITXT INC. REGISTERED SH... US0070256047	2,30	-6,88% -0,17		03.05.24 22:30:00	44.596 105.582,33
ADLAI NORTYE LTD REG.SHAR... US00704R1095	13,78	5,84% 0,76		03.05.24 22:30:00	3.247 43.926,45
ADMA BIOLOGICS INC. REGIS... US0008991046	6,81	1,04% 0,07		03.05.24 22:15:00	2.985.668 20.176.324,52
ADOBE INC. US00724F1012	486,18	2,02% 9,61		03.05.24 22:30:00	2.833.186 1.372.075.551,03

ADS-TEC ENERGY PLC IE000DU292E6	10,92	1,39% 0,15		03.05.24 22:30:00	36.461 392.341,31
ADTHEORENT HOLDING CO. IN... US00739D1090	3,24	0,00% 0,00		03.05.24 22:30:00	6.495.119 21.020.778,48
ADTRAN HOLDINGS INC. US00486H1059	4,74	2,60% 0,12		03.05.24 22:30:00	514.432 2.445.987,80
ADVANCED EMISSIONS SOLUTI... US00770C1018	7,97	1,40% 0,11		03.05.24 22:30:01	181.313 1.438.317,01
ADVANCED ENERGY INDS INC. US0079731008	97,99	2,47% 2,36		03.05.24 22:30:00	259.377 25.285.793,75
ADVANCED HEALTH INTELLI. ... US00777C2035	1,50	-2,55% -0,04		31.01.24 21:52:11	7.661 11.398,09
ADVANCED MICRO DEVICES IN... US0079031078	150,60	3,04% 4,44		03.05.24 22:15:00	49.361.081 7.375.398.867,93
ADVANTAGE SOLUTIONS INC. ... US00791N1028	4,55	-0,22% -0,01		03.05.24 22:30:00	539.560 2.495.714,75
ADVENT TECHNOLOGIES HOLDI... US00788A1051	0,1071	-6,87% -0,01		03.05.24 22:30:00	1.463.826 161.685,38
ADVERUM BIOTECHNOLOGIES I... US00773U2078	10,43	4,30% 0,43		03.05.24 22:30:00	900.531 9.110.756,39
AEGLEA BIO THERAPEUTICS I... US00773J2024	35,78	-1,35% -0,49		03.05.24 22:30:00	196.820 7.173.618,80
AEHR TEST SYSTEMS US00760J1088	11,64	-1,02% -0,12		03.05.24 22:30:00	522.853 6.158.801,87
AEMETIS INC. US00770K2024	4,11	5,52% 0,22		03.05.24 22:30:00	311.855 1.260.521,85
AERIES TECHNOLOGY INC. RE... KYG0136H1020	2,07	-2,36% -0,05		03.05.24 22:30:00	1.673 3.451,87
AEROVATE THERAPEUTICS INC... US0080641071	20,29	-2,22% -0,46		03.05.24 22:30:01	99.949 2.058.774,35
AEROVIRONMENT INC. US0080731088	168,77	1,84% 3,05		03.05.24 22:30:01	251.346 42.149.848,97
AERSALE CORP. REGISTERED ... US00810F1066	7,46	2,47% 0,18		03.05.24 22:30:01	221.646 1.645.802,07
AERWINS TECHNOLOGIES INC.... US00810J2078	3,65	13,35% 0,43		03.05.24 22:30:01	5.004.286 23.743.180,80
AESTHETIC MEDICAL INTERNA... US00809M1045	0,41	-9,53% -0,04		03.05.24 22:30:00	38.904 17.009,46
AETERNA ZENTARIS INC. CA0079756007	7,80	-2,99% -0,24		03.05.24 22:30:00	19.914 157.681,64
AETHERIUM ACQUISITION COR... US00809J1016	11,10	0,82% 0,09		03.05.24 22:30:00	19.373 218.244,15
AETHLON MEDICAL INC US00808Y4061	1,39	1,83% 0,03		03.05.24 22:30:00	5.666 7.795,52