

NASDAQ COMPOSITE

ISIN: **XC0009694271** WKN: -

Übersicht

30.04.2024 23:16:01

Kurs

15.657,8223

USD

Differenz 📉 -2,04% (-325,26)

Stammdaten

ISIN XC0009694271

Symbol -

Land USA

Anzahl der enthaltenen Werte im Index 3372

Index-Typ -

Wertpapierkategorie Index

Top 5

Name	Kurs	+ - (%)	Trend
CANOPY GRO...	14,88	+78,85	📈
AKILI INC...	0,40	+70,29	📈
VISIONARY ...	0,256	+60,00	📈
GLOBAL MOF...	1,48	+59,09	📈
CYCLACEL P...	2,12	+55,88	📈

Intraday 1W 1M 6M 1J 3J

Flop 5

Name	Kurs	+ - (%)	Trend
CEMTREX IN...	1,14	-35,96	📉
PROSOMNUS ...	0,10	-33,38	📉
LICHEN CHI...	1,38	-32,02	📉
BRAINSTORM...	0,3775	-30,04	📉
NRX PHARMA...	2,58	-27,32	📉

Intraday 1W 1M 6M 1J 3J



5J



Die Wertentwicklung der Vergangenheit lässt keine verlässlichen Rückschlüsse auf die zukünftige Entwicklung eines Finanzinstruments zu.

Quelle: FactSet

Aktuellstes Research

Märkte		
Datum	Überschrift	Download
29.04.2024	Wie reagiert die Fed auf die jüngsten Daten?	
26.04.2024	Week Ahead	
26.04.2024	Wochenausblick	
26.04.2024	Global Equity Ratings	
26.04.2024	Aktienempfehlungen Global	

**Nähere Infos zu den Ländern &
Regionen**

➤ Märkte nach Region

Details

30.04.2024 23:16:01

Kurs

15.657,8223

USD

Differenz  -2,04% (-325,26)

Stammdaten

ISIN	XC0009694271
Symbol	-
Land	USA
Wertpapierkategorie	Index
Anzahl der enthaltenen Werte im Index	3372

Marktdaten

Eröffnung	15.920,8861 USD
Hoch	15.979,3639 USD
Tief	15.655,6668 USD
Schluss Vortag	15.983,0843 USD
Volumen (Mio.)	4.651.784
Volumen (Stück)	-

Performance und Risiko

	6M	1J	3J
Perf (%)	+22,43%	+28,06%	+12,14%
Perf (abs.)	+2.868,34	+3.431,24	+1.695,14
Beta	-	-	-
Volatilität	15,98	16,17	23,22



Die Wertentwicklung der Vergangenheit lässt keine verlässlichen Rückschlüsse auf die zukünftige Entwicklung eines Finanzinstruments zu.

Quelle: FactSet

Kursdaten

Ø Kurs 5 Tage Ø Volumen 5 Tage (Stk.)	15.778,6631 USD (4.302.557)
Ø Kurs 30 Tage Ø Volumen 30 Tage (Stk.)	16.058,8332 USD (4.312.245)
Ø Kurs 100 Tage Ø Volumen 100 Tage (Stk.)	15.592,2219 USD (4.784.339)
Ø Kurs 250 Tage Ø Volumen 250 Tage	14.340,9952 USD (4.461.695)
Hoch seit 1.1. Datum	16.538,8644 USD (21.03.2024)
Tief seit 1.1. Datum	14.477,5681 USD (05.01.2024)
52 Wochen Hoch Datum	16.538,8644 USD (21.03.2024)
52 Wochen Tief Datum	11.925,3712 USD (04.05.2023)

Enthaltene Werte

Seite 1 von 34























<< < > >>

Name  ISIN	Kurs	Diff %  Diff /-	Performance 	Datum Zeit	Gehandelte Stück  Umsatz Geld 
1-800-FLOWERS. COM INC. US68243Q1067	9,07	-2,58% -0,24		30.04.24 22:00:00	379.325 3.444.767,20
10X GENOMICS INC. US88025U1097	29,28	3,10% 0,88	█	30.04.24 22:00:00	2.596.760 75.666.458,23
111 INC. SPONSORED ADR CL... US68247Q1022	1,04	-2,35% -0,03		30.04.24 22:30:00	26.963 27.635,89
180 LIFE SCIENCES CORP. US68236V3024	2,15	9,69% 0,19	█	30.04.24 22:30:00	74.158 149.934,94
1895 BANCORP OF WISCONSIN... US28253R1059	7,25	2,84% 0,20	█	30.04.24 22:00:00	1.333 9.543,85
1ST SOURCE CORP. REGISTER... US3369011032	49,60	-1,20% -0,60		30.04.24 22:00:00	71.420 3.540.000,06
1STDIBS.COM INC. REGISTER... US3205511047	5,72	-2,89% -0,17		30.04.24 22:00:00	109.140 632.251,08
22ND CENTURY GROUP INC. US90137F3010	1,58	-5,95% -0,10		30.04.24 22:00:00	330.215 533.693,57
23ANDME INC. REG.SHARES C... US90138Q1085	0,5022	-2,66% -0,01		30.04.24 22:00:00	2.853.351 1.427.575,71
2SEVENTY BIO INC. US9013841070	4,56	-0,65% -0,03		30.04.24 22:00:00	529.272 2.405.366,35
2U INC. US90214J1016	0,248	-6,42% -0,02		30.04.24 22:00:00	2.120.718 556.847,50
360 DIGITECH INC. REG.SHS... US88557W1018	18,29	-1,45% -0,27		30.04.24 22:00:00	1.127.719 20.662.983,93
36KR HOLDINGS INC. REG.SH... US88429K1034	0,3597	-2,78% -0,01		30.04.24 22:30:00	30.858 11.178,26
374WATER INC. REGISTERED ... US88583P1049	1,49	-0,67% -0,01		30.04.24 22:00:00	135.923 198.924,76
4D MOLECULAR THERAPEUTICS... US35104E1001	23,93	-1,32% -0,32		30.04.24 22:00:00	359.827 8.660.717,75
5E ADVANCED MATERIALS INC... US33830Q1094	1,15	4,55% 0,05	█	30.04.24 22:00:00	129.096 149.848,17
60 DEGREES PHARMA. INC RE... US83006G1040	0,2298	-3,45% -0,01		30.04.24 22:30:00	76.099 17.901,80
89BIO INC. REGISTERED SHA... US2825591033	8,51	-0,23% -0,02		30.04.24 22:00:00	564.483 4.842.410,30
8X8 INC. US2829141009	2,21	-7,14% -0,17		30.04.24 22:00:00	794.893 1.777.486,20
908 DEVICES INC. REGISTER... US65443P1021	5,70	-0,96% -0,06		30.04.24 22:00:00	453.717 2.644.026,13
99 ACQUISITION GROUP INC.... US65445K1016	10,38	-0,67% -0,07		30.04.24 22:30:00	2.025 21.090,50
9F INC. ADR CLASS A US65442R2085	3,18	-8,62% -0,30		30.04.24 22:30:00	2.001 6.343,55
A SPAC I ACQUISITION CORP... VGG0544E1051	1,75	-14,22% -0,29		30.04.24 22:00:00	1.929.665 3.376.632,74

A SPAC II ACQUISITION COR... VGG0543H1091	11,091	-0,44% -0,05		30.04.24 22:30:00	200 2.218,11
A-MARK PRECIOUS METALS IN... US00181T1079	40,07	-2,39% -0,98		30.04.24 22:00:00	594.660 24.085.182,85
A2Z SMART TECHNOLOGIES CO... CA00249W1005	0,4057	-3,40% -0,01		30.04.24 22:30:00	8.090 3.324,48
AAI BIOSCIENCE INC. US00032Q1040	1,92	3,23% 0,06	█	30.04.24 22:00:00	96.377 183.266,31
AAON INC. US0003602069	94,09	0,26% 0,24		30.04.24 22:00:00	945.254 89.024.901,71
ABELLERA BIOLOGICS INC. CA00288U1066	3,77	-1,82% -0,07		30.04.24 22:00:00	935.475 3.596.875,08
ABEONA THERAPEUTICS INC US00289Y2063	4,14	20,35% 0,70	█	30.04.24 22:00:00	2.229.204 8.881.294,42
ABITS GROUP INC. VGG6S34K1052	0,77	-2,48% -0,02		30.04.24 22:30:00	22.118 16.663,26
ABIVAX S.A. ACTIONS AU PO... US00370M1036	15,00	-3,35% -0,52		30.04.24 22:00:00	47.390 730.600,17
ABLE VIEW GLOBAL INC. REG... KYG1149B1086	1,37	-3,52% -0,05		30.04.24 22:00:00	19.404 29.037,34
ABSCI CORP. REGISTERED SH... US00091E1091	4,74	-0,84% -0,04		30.04.24 22:00:00	642.744 3.064.298,42
ABVC BIOPHARMA INC. US00091F3047	1,25	-10,71% -0,15		30.04.24 22:00:00	759.399 980.987,21
AC IMMUNE SA CH0329023102	2,48	3,33% 0,08	█	30.04.24 22:00:00	110.000 263.329,43
ACACIA RESEARCH CORP US0038813079	4,87	-0,41% -0,02		30.04.24 22:00:00	132.372 644.859,29
ACADEMY SPORTS & OUTDOORS... US00402L1070	58,30	-4,05% -2,46		30.04.24 22:00:00	939.389 55.029.425,40
ACADIA HEALTHCARE CORP IN... US00404A1097	73,94	-0,90% -0,67		30.04.24 22:00:00	694.332 51.492.485,41
ACADIA PHARMACEUTICALS IN... US0042251084	16,71	-2,28% -0,39		30.04.24 22:00:00	1.307.642 21.968.953,96
ACASTI PHARMA INC. CA00430K8656	2,78	3,73% 0,10	█	30.04.24 22:30:00	10.392 29.116,43
ACCELERATE DIAGNOSTICS IN... US00430H2013	0,8816	-4,45% -0,04		30.04.24 22:00:00	12.108 10.885,27
ACCOLADE INC. US00437E1029	7,63	-6,84% -0,56		30.04.24 22:00:00	1.284.374 10.028.070,69
ACCURAY INC. US0043971052	2,13	-4,05% -0,09		30.04.24 22:00:00	455.945 980.157,34
ACE GLOBAL BUSINESS ACQ. ... VGG0083E1025	12,09	0,00% 0,00		29.04.24 22:30:00	214 2.587,48
ACELYRIN INC. REGISTERED ... US00445A1007	4,18	-1,42% -0,06		30.04.24 22:00:00	891.946 3.748.316,54
ACHARI VENTURES HOLDINGS ... US00444X1019	10,96	0,27% 0,03		30.04.24 21:20:30	113 1.238,48
ACHIEVE LIFE SCIENCES INC... US0044685008	4,39	-3,94% -0,18		30.04.24 22:00:00	64.290 286.280,84
ACHILLES THERAPEUTICS PLC... US00449L1026	0,75	-1,32% -0,01		30.04.24 22:00:00	118.993 89.761,82
ACI WORLDWIDE INC. US0044981019	34,10	3,02% 1,00	█	30.04.24 22:00:00	1.522.850 52.334.481,80
ACLARION INC. REG.SHARES ...	0,3001	0,70%		30.04.24	586.721

NASDAQ COMPOSITE

US6551872012		0,00		22:00:00	178.745,14
ACLARIS THERAPEUTICS INC. US00461U1051	1,21	-0,82% -0,01		30.04.24 22:00:00	930.330 1.127.919,71
ACM RESEARCH INC. US00108J1097	25,52	-4,53% -1,21		30.04.24 22:00:00	942.079 24.296.154,59
ACNB CORP. REGISTERED SHA... US0008681092	32,54	0,90% 0,29		30.04.24 22:00:00	12.711 410.325,16
ACORDA THERAPEUTICS INC. US00484M7002	0,70	-22,22% -0,20		30.04.24 20:38:00	19.433 15.382,41
ACRI CAPITAL ACQ. CORP. R... US00501A1016	11,20	0,00% 0,00		29.04.24 22:30:00	370 4.146,40
ACRIVON THERAPEUTICS INC.... US0048901096	9,09	-9,10% -0,91		30.04.24 22:00:00	130.151 1.208.311,40
ACTELIS NETWORKS INC. REG... US00503R4092	0,7799	3,99% 0,03		30.04.24 22:30:00	4.190 3.055,41
ACUMEN PHARMACEUTICALS IN... US00509G2093	3,22	1,26% 0,04		30.04.24 22:00:00	82.937 266.176,30
ACURX PHARMACEUTICALS INC... US00510M1045	2,20	0,46% 0,01		30.04.24 22:30:00	36.147 80.304,99
ACUTUS MEDICAL INC. REGIS... US0051111096	0,15	-7,58% -0,01		30.04.24 22:30:00	719.065 112.270,80
ACV AUCTIONS INC. REG.SHA... US00091G1040	17,45	-2,13% -0,38		30.04.24 22:00:00	795.724 13.966.622,39
ADAGENE INC. SP. ADR US0053291078	2,26	0,44% 0,01		30.04.24 22:30:00	5.913 13.514,17
ADAMAS ONE CORP. REGISTER... US00548H1014	0,30	7,07% 0,02		30.04.24 22:30:00	240.332 72.074,31
ADAPTHEALTH CORP. REGISTE... US00653Q1022	9,85	-2,76% -0,28		30.04.24 22:00:00	843.997 8.388.077,40
ADAPTIMMUNE THERAPEUTICS ... US00653A1079	1,19	3,48% 0,04		30.04.24 22:00:00	656.660 781.079,50
ADAPTIVE BIOTECHNOLOGIES ... US00650F1093	2,62	-4,73% -0,13		30.04.24 22:00:00	1.508.837 4.050.838,41
ADDENTAX GROUP CORP. REGI... US00653L3015	1,015	-1,46% -0,02		30.04.24 22:30:00	5.655 5.691,73
ADDEX THERAPEUTICS SA NAM... US00654J2069	7,65	1,46% 0,11		30.04.24 22:00:00	63.580 526.501,02
ADDUS HOMECARE CORP US0067391062	96,15	2,09% 1,97		30.04.24 22:00:00	157.244 14.993.270,60
ADEIA INC. US00676P1075	9,84	-4,09% -0,42		30.04.24 22:00:00	484.230 4.797.699,19
ADIAL PHARMACEUTICALS INC... US00688A2050	1,70	0,59% 0,01		30.04.24 22:00:00	236.708 407.130,60
ADICET BIO INC. US0070021086	1,49	-6,29% -0,10		30.04.24 22:00:00	2.121.565 3.298.756,81
ADITXT INC. REGISTERED SH... US0070256047	2,41	0,00% 0,00		30.04.24 22:30:00	9.940 23.986,49
ADLAI NORTYE LTD REG.SHAR... US00704R1095	13,80	-6,76% -1,00		30.04.24 22:00:00	1.923 26.195,20
ADMA BIOLOGICS INC. REGIS... US0008991046	6,52	-0,91% -0,06		30.04.24 22:00:00	2.281.193 15.029.854,08
ADOBE INC. US00724F1012	462,83	-2,16% -10,24		30.04.24 22:00:00	3.222.618 1.501.917.070,09
ADS-TEC ENERGY PLC IE000DU292E6	10,80	-0,92% -0,10		30.04.24 22:00:00	74.427 805.364,77

ADTHEORENT HOLDING CO. IN... US00739D1090	3,26	0,93% 0,03		30.04.24 22:00:00	899.884 2.930.064,22
ADTRAN HOLDINGS INC. US00486H1059	4,38	-3,52% -0,16		30.04.24 22:00:00	619.953 2.725.170,75
ADVANCED EMISSIONS SOLUTI... US00770C1018	7,76	2,78% 0,21		30.04.24 22:00:00	229.333 1.758.221,02
ADVANCED ENERGY INDS INC. US0079731008	95,84	-1,82% -1,78		30.04.24 22:00:00	302.683 29.054.247,50
ADVANCED HEALTH INTELLI. ... US00777C2035	1,50	-2,55% -0,04		31.01.24 21:52:11	7.661 11.398,09
ADVANCED MICRO DEVICES IN... US0079031078	158,38	-1,14% -1,82		30.04.24 22:00:00	60.742.834 9.659.303.425,59
ADVANTAGE SOLUTIONS INC. ... US00791N1028	4,26	-1,62% -0,07		30.04.24 22:00:00	497.299 2.124.119,47
ADVENT TECHNOLOGIES HOLDI... US00788A1051	0,1247	-15,51% -0,02		30.04.24 22:00:00	1.320.726 175.125,52
ADVERUM BIOTECHNOLOGIES I... US00773U2078	9,72	1,99% 0,19		30.04.24 22:00:00	294.395 2.965.630,73
AEGLEA BIO THERAPEUTICS I... US00773J2024	33,03	-5,33% -1,86		30.04.24 22:00:00	489.376 16.417.065,15
AEHR TEST SYSTEMS US00760J1088	11,98	-0,99% -0,12		30.04.24 22:00:00	881.061 10.644.494,21
AEMETIS INC. US00770K2024	3,90	-1,27% -0,05		30.04.24 22:00:00	409.459 1.593.877,30
AERIES TECHNOLOGY INC. RE... KYG0136H1020	2,06	-3,29% -0,07		30.04.24 22:30:00	2.704 5.525,27
AEROVATE THERAPEUTICS INC... US0080641071	20,01	-2,63% -0,54		30.04.24 22:00:00	74.938 1.503.084,19
AEROVIRONMENT INC. US0080731088	159,79	0,35% 0,55		30.04.24 22:00:00	332.778 53.532.792,37
AERSALE CORP. REGISTERED ... US00810F1066	7,13	0,56% 0,04		30.04.24 22:00:00	442.790 3.182.953,76
AERWINS TECHNOLOGIES INC.... US00810J2078	3,06	-1,29% -0,04		30.04.24 22:30:00	99.927 317.587,52
AESTHETIC MEDICAL INTERNA... US00809M1045	0,45	0,22% 0,00		30.04.24 22:30:00	36.968 16.238,08
AETERNA ZENTARIS INC. CA0079755017	1,95	-0,13% -0,00		30.04.24 22:30:00	19.325 38.395,19
AETHERIUM ACQUISITION COR... US00809J1016	11,01	-0,18% -0,02		30.04.24 22:30:00	102 1.122,94
AETHLON MEDICAL INC US00808Y4061	1,38	0,73% 0,01		30.04.24 22:30:00	7.863 11.061,55
AEYE INC. CLASS A US0081832042	1,02	0,99% 0,01		30.04.24 22:00:00	42.073 42.879,36