

NASDAQ COMPOSITE

ISIN: **XC0009694271** WKN: -

Übersicht

30.04.2024 17:01:09

Kurs

15.917,0617

USD

Differenz 📉 -0,41% (-66,02)

Stammdaten

ISIN XC0009694271

Symbol -

Land USA

Anzahl der enthaltenen Werte im Index 3372

Index-Typ -

Wertpapierkategorie Index

Top 5

Name	Kurs	+ - (%)	Trend
AKILI INC....	0,4425	+88,38	📈
GLOBAL MOF...	1,425	+53,18	📈
GENEDX HOL...	16,20	+47,27	📈
AGBA GROUP...	3,415	+45,32	📈
CYCLACEL P...	1,90	+39,71	📈

Intraday 1W 1M 6M 1J 3J

Flop 5

Name	Kurs	+ - (%)	Trend
LICHEN CHI...	1,4876	-26,72	📉
PROSOMNUS ...	0,112	-25,38	📉
CEMTREX IN...	1,34	-24,72	📉
NRX PHARMA...	2,7099	-23,66	📉
A SPAC I A...	1,63	-20,10	📉

Intraday 1W 1M 6M 1J 3J



Die Wertentwicklung der Vergangenheit lässt keine verlässlichen Rückschlüsse auf die zukünftige Entwicklung eines Finanzinstruments zu.

Quelle: FactSet

Aktuellstes Research

Märkte		
Datum	Überschrift	Download
29.04.2024	Wie reagiert die Fed auf die jüngsten Daten?	
26.04.2024	Week Ahead	
26.04.2024	Wochenausblick	
26.04.2024	Global Equity Ratings	
26.04.2024	Aktienempfehlungen Global	

**Nähere Infos zu den Ländern &
Regionen**

➤ Märkte nach Region

Details

30.04.2024 17:01:09

Kurs

15.917,0617

USD

Differenz  -0,41% (-66,02)

Stammdaten

ISIN	XC0009694271
Symbol	-
Land	USA
Wertpapierkategorie	Index
Anzahl der enthaltenen Werte im Index	3372

Marktdaten

Eröffnung	15.920,8861 USD
Hoch	15.979,3639 USD
Tief	15.906,9450 USD
Schluss Vortag	15.983,0843 USD
Volumen (Mio.)	1.539.780
Volumen (Stück)	-

Performance und Risiko

	6M	1J	3J
Perf (%)	+26,42%	+30,72%	+13,50%
Perf (abs.)	+3.340,07	+3.756,50	+1.900,54
Beta	-	-	-
Volatilität	15,66	16,05	23,19



Die Wertentwicklung der Vergangenheit lässt keine verlässlichen Rückschlüsse auf die zukünftige Entwicklung eines Finanzinstruments zu.

Quelle: FactSet

Kursdaten

Ø Kurs 5 Tage Ø Volumen 5 Tage (Stk.)	15.786,4266 USD (4.254.718)
Ø Kurs 30 Tage Ø Volumen 30 Tage (Stk.)	16.073,6874 USD (4.305.640)
Ø Kurs 100 Tage Ø Volumen 100 Tage (Stk.)	15.577,9428 USD (4.793.838)
Ø Kurs 250 Tage Ø Volumen 250 Tage	14.326,6859 USD (4.462.920)
Hoch seit 1.1. Datum	16.538,8644 USD (21.03.2024)
Tief seit 1.1. Datum	14.477,5681 USD (05.01.2024)
52 Wochen Hoch Datum	16.538,8644 USD (21.03.2024)
52 Wochen Tief Datum	11.925,3712 USD (04.05.2023)

Enthaltene Werte























Name ISIN	Kurs	Diff % Diff /-	Performance	Datum Zeit	Gehandelte Stück Umsatz Geld
1-800-FLOWERS. COM INC. US68243Q1067	9,10	-2,26% -0,21		30.04.24 17:01:06	34.193 313.185,31
10X GENOMICS INC. US88025U1097	29,01	2,15% 0,61	█	30.04.24 17:01:13	382.129 10.975.059,56
111 INC. SPONSORED ADR CL... US68247Q1022	1,03	-3,29% -0,04		30.04.24 16:48:40	21.430 21.906,50
180 LIFE SCIENCES CORP. US68236V3024	1,9931	1,69% 0,03	█	30.04.24 16:14:07	836 1.676,19
1895 BANCORP OF WISCONSIN... US28253R1059	7,0501	-0,28% -0,02		25.04.24 22:30:00	3.969 27.981,66
1ST SOURCE CORP. REGISTER... US3369011032	49,435	-1,52% -0,77		30.04.24 16:58:32	4.137 205.243,03
1STDIBS.COM INC. REGISTER... US3205511047	5,92	0,51% 0,03		30.04.24 16:59:57	5.762 33.985,10
22ND CENTURY GROUP INC. US90137F3010	1,6403	-2,36% -0,04		30.04.24 16:58:44	80.470 132.536,95
23ANDME INC. REG.SHARES C... US90138Q1085	0,5099	-1,16% -0,01		30.04.24 17:01:11	526.215 266.422,13
2SEVENTY BIO INC. US9013841070	4,53	-1,31% -0,06		30.04.24 17:01:13	66.319 298.483,26
2U INC. US90214J1016	0,2436	-8,08% -0,02		30.04.24 17:01:01	412.529 103.158,02
360 DIGITECH INC. REG.SHS... US88557W1018	18,47	-0,48% -0,09		30.04.24 17:00:51	204.581 3.767.548,41
36KR HOLDINGS INC. REG.SH... US88429K1034	0,3629	-1,92% -0,01		30.04.24 16:46:14	26.215 9.509,33
374WATER INC. REGISTERED ... US88583P1049	1,41	-6,00% -0,09		30.04.24 16:58:32	14.402 20.696,90
4D MOLECULAR THERAPEUTICS... US35104E1001	24,17	-0,33% -0,08		30.04.24 16:59:51	31.481 756.716,20
5E ADVANCED MATERIALS INC... US33830Q1094	1,14	3,64% 0,04	█	30.04.24 16:51:23	10.278 11.413,47
60 DEGREES PHARMA. INC RE... US83006G1040	0,2415	1,47% 0,00	█	30.04.24 16:34:12	13.849 3.230,51
89BIO INC. REGISTERED SHA... US2825591033	8,58	0,59% 0,05		30.04.24 17:00:58	55.264 472.546,31
8X8 INC. US2829141009	2,30	-3,36% -0,08		30.04.24 17:01:10	69.004 159.973,44
908 DEVICES INC. REGISTER... US65443P1021	5,77	0,26% 0,02		30.04.24 17:00:29	229.603 1.358.363,22
99 ACQUISITION GROUP INC.... US65445K1016	10,38	-0,67% -0,07		30.04.24 15:50:18	392 4.134,16
9F INC. ADR CLASS A US65442R2085	3,15	-9,48% -0,33		30.04.24 16:43:27	1.223 3.870,50
A SPAC I ACQUISITION CORP... VGG0544E1051	1,63	-20,10% -0,41		30.04.24 17:01:01	1.361.303 2.419.897,25

A SPAC II ACQUISITION COR... VGG0543H1091	11,14	0,54% 0,06		26.04.24 22:30:00	306.434 3.402.821,95
A-MARK PRECIOUS METALS IN... US00181T1079	40,93	-0,29% -0,12		30.04.24 16:54:46	104.082 4.239.852,31
A2Z SMART TECHNOLOGIES CO... CA00249W1005	0,3991	-4,98% -0,02		30.04.24 16:10:31	1.779 722,42
AADI BIOSCIENCE INC. US00032Q1040	1,88	1,08% 0,02		30.04.24 16:52:35	20.525 37.973,55
AAON INC. US0003602069	94,98	1,20% 1,13		30.04.24 17:00:56	124.660 11.807.208,48
ABCELLERA BIOLOGICS INC. CA00288U1066	3,9588	3,09% 0,12		30.04.24 17:00:55	280.962 1.094.445,17
ABEONA THERAPEUTICS INC US00289Y2063	4,15	20,64% 0,71		30.04.24 17:01:10	950.268 3.655.959,80
ABITS GROUP INC. VGG6S34K1052	0,7481	-5,26% -0,04		30.04.24 16:52:32	6.699 5.079,75
ABIVAX S.A. ACTIONS AU PO... US00370M1036	15,5296	0,06% 0,01		30.04.24 16:54:22	7.843 121.519,66
ABLE VIEW GLOBAL INC. REG... KYG1149B1086	1,52	7,04% 0,10		30.04.24 16:31:03	11.353 17.419,39
ABSCI CORP. REGISTERED SH... US00091E1091	4,77	-0,21% -0,01		30.04.24 17:01:02	105.589 500.981,86
ABVC BIOPHARMA INC. US00091F3047	1,31	-6,43% -0,09		30.04.24 17:00:54	392.230 514.904,33
AC IMMUNE SA CH0329023102	2,40	0,00% 0,00		30.04.24 16:57:25	15.107 35.618,80
ACACIA RESEARCH CORP US0038813079	4,87	-0,41% -0,02		30.04.24 17:00:45	48.625 237.354,32
ACADEMY SPORTS & OUTDOORS... US00402L1070	59,08	-2,76% -1,68		30.04.24 17:00:07	174.959 10.388.928,49
ACADIA HEALTHCARE CORP IN... US00404A1097	74,53	-0,11% -0,08		30.04.24 16:58:38	33.273 2.471.510,58
ACADIA PHARMACEUTICALS IN... US0042251084	17,03	-0,41% -0,07		30.04.24 16:59:54	168.228 2.835.041,55
ACASTI PHARMA INC. CA00430K8656	2,70	0,75% 0,02		30.04.24 15:30:00	944 2.565,88
ACCELERATE DIAGNOSTICS IN... US00430H2013	0,881	-4,52% -0,04		30.04.24 16:52:47	4.413 3.922,38
ACCOLADE INC. US00437E1029	8,11	-0,98% -0,08		30.04.24 17:01:09	170.416 1.376.497,66
ACCURAY INC. US0043971052	2,165	-2,48% -0,06		30.04.24 17:00:44	51.681 111.839,33
ACE GLOBAL BUSINESS ACQ. ... VGG0083E1025	12,09	0,00% 0,00		29.04.24 22:30:00	214 2.587,48
ACELYRIN INC. REGISTERED ... US00445A1007	4,21	-0,71% -0,03		30.04.24 17:00:38	222.980 941.410,48
ACHARI VENTURES HOLDINGS ... US00444X1019	10,93	-0,73% -0,08		29.04.24 15:54:56	4.200 45.983,00
ACHIEVE LIFE SCIENCES INC... US0044685008	4,465	-2,30% -0,11		30.04.24 16:56:46	13.438 60.303,19
ACHILLES THERAPEUTICS PLC... US00449L1026	0,7525	-0,99% -0,01		30.04.24 16:58:05	13.585 10.248,50
ACI WORLDWIDE INC. US0044981019	34,68	4,77% 1,58		30.04.24 17:01:11	301.442 10.674.395,64
ACLARION INC. REG.SHARES ...	0,314	5,37%		30.04.24	246.081

NASDAQ COMPOSITE

US6551872012		0,02		16:59:24	74.960,54
ACLARIS THERAPEUTICS INC. US00461U1051	1,215	-0,41% -0,01		30.04.24 16:59:58	175.947 213.255,04
ACM RESEARCH INC. US00108J1097	26,2536	-1,78% -0,48		30.04.24 17:01:02	165.545 4.361.485,46
ACNB CORP. REGISTERED SHA... US0008681092	32,53	0,87% 0,28		30.04.24 16:29:22	6.604 212.268,67
ACORDA THERAPEUTICS INC. US00484M7002	0,86	-4,44% -0,04		30.04.24 16:53:13	7.491 6.592,35
ACRI CAPITAL ACQ. CORP. R... US00501A1016	11,20	0,00% 0,00		29.04.24 22:30:00	370 4.146,40
ACRIVON THERAPEUTICS INC.... US0048901096	9,12	-8,80% -0,88		30.04.24 17:00:54	25.049 239.353,04
ACTELIS NETWORKS INC. REG... US00503R4092	0,69	-8,00% -0,06		30.04.24 17:00:44	977 724,75
ACUMEN PHARMACEUTICALS IN... US00509G2093	3,18	0,00% 0,00		30.04.24 16:51:36	16.281 52.090,17
ACURX PHARMACEUTICALS INC... US00510M1045	2,14	-2,28% -0,05		30.04.24 16:49:19	6.145 13.332,06
ACUTUS MEDICAL INC. REGIS... US0051111096	0,158	-2,65% -0,00		30.04.24 17:00:30	185.587 29.291,37
ACV AUCTIONS INC. REG.SHA... US00091G1040	17,79	-0,22% -0,04		30.04.24 17:01:02	107.414 1.899.240,36
ADAGENE INC. SP. ADR US0053291078	2,27	0,89% 0,02		30.04.24 16:58:39	475 1.089,79
ADAMAS ONE CORP. REGISTER... US00548H1014	0,2999	7,03% 0,02		30.04.24 17:00:28	102.939 32.644,28
ADAPTHEALTH CORP. REGISTE... US00653Q1022	9,94	-1,88% -0,19		30.04.24 17:01:03	100.144 999.075,64
ADAPTIMMUNE THERAPEUTICS ... US00653A1079	1,19	3,48% 0,04		30.04.24 16:56:29	320.704 385.254,03
ADAPTIVE BIOTECHNOLOGIES ... US00650F1093	2,775	0,91% 0,03		30.04.24 17:00:03	195.066 537.151,56
ADDENTAX GROUP CORP. REGI... US00653L3015	1,00	-2,91% -0,03		30.04.24 16:27:14	2.444 2.437,37
ADDEX THERAPEUTICS SA NAM... US00654J2069	8,06	6,90% 0,52		30.04.24 16:57:51	40.388 338.505,80
ADDUS HOMECARE CORP US0067391062	93,815	-0,39% -0,37		30.04.24 17:01:04	19.469 1.828.467,36
ADEIA INC. US00676P1075	10,1501	-1,07% -0,11		30.04.24 17:01:10	36.753 372.973,51
ADIAL PHARMACEUTICALS INC... US00688A2050	1,72	1,78% 0,03		30.04.24 16:59:06	147.724 254.632,64
ADICET BIO INC. US0070021086	1,605	0,94% 0,02		30.04.24 17:00:40	761.996 1.240.845,03
ADITXT INC. REGISTERED SH... US0070256047	2,4427	1,36% 0,03		30.04.24 16:42:59	5.012 12.106,58
ADLAI NORTYE LTD REG.SHAR... US00704R1095	13,80	-6,76% -1,00		30.04.24 16:25:18	762 10.521,97
ADMA BIOLOGICS INC. REGIS... US0008991046	6,615	0,53% 0,04		30.04.24 17:00:50	411.493 2.715.075,52
ADOBE INC. US00724F1012	470,15	-0,62% -2,92		30.04.24 17:01:03	394.606 186.322.359,02
ADS-TEC ENERGY PLC IE000DU292E6	10,88	-0,18% -0,02		30.04.24 16:56:50	15.594 169.484,25

NASDAQ COMPOSITE

ADTHEORENT HOLDING CO. IN... US00739D1090	3,25	0,62% 0,02		30.04.24 17:00:53	340.999 1.109.044,65
ADTRAN HOLDINGS INC. US00486H1059	4,425	-2,53% -0,12		30.04.24 17:00:45	51.743 230.397,78
ADVANCED EMISSIONS SOLUTI... US00770C1018	7,75	2,65% 0,20		30.04.24 16:58:45	84.370 633.809,48
ADVANCED ENERGY INDS INC. US0079731008	96,50	-1,15% -1,12		30.04.24 16:54:27	18.091 1.750.064,74
ADVANCED HEALTH INTELLI. ... US00777C2035	1,50	-2,55% -0,04		31.01.24 21:52:11	7.661 11.398,09
ADVANCED MICRO DEVICES IN... US0079031078	161,348	0,72% 1,15		30.04.24 17:01:13	17.955.362 2.887.115.747,49
ADVANTAGE SOLUTIONS INC. ... US00791N1028	4,285	-1,04% -0,05		30.04.24 17:00:26	104.290 445.352,85
ADVENT TECHNOLOGIES HOLDI... US00788A1051	0,1384	-6,23% -0,01		30.04.24 17:01:03	404.145 56.456,15
ADVERUM BIOTECHNOLOGIES I... US00773U2078	9,84	3,25% 0,31		30.04.24 17:00:10	149.629 1.543.262,32
AEGLEA BIO THERAPEUTICS I... US00773J2024	34,625	-0,76% -0,27		30.04.24 16:59:13	49.756 1.732.675,67
AEHR TEST SYSTEMS US00760J1088	12,30	1,65% 0,20		30.04.24 17:01:02	200.627 2.468.118,91
AEMETIS INC. US00770K2024	3,90	-1,27% -0,05		30.04.24 17:01:11	94.423 370.437,57
AERIES TECHNOLOGY INC. RE... KYG0136H1020	2,11	-0,94% -0,02		30.04.24 15:30:26	964 2.038,17
AEROVATE THERAPEUTICS INC... US0080641071	20,16	-1,90% -0,39		30.04.24 17:00:58	14.718 298.173,49
AEROVIRONMENT INC. US0080731088	162,70	2,17% 3,46		30.04.24 17:00:04	84.293 13.583.709,49
AERSALE CORP. REGISTERED ... US00810F1066	7,24	2,12% 0,15		30.04.24 17:00:09	51.666 369.367,40
AERWINS TECHNOLOGIES INC.... US00810J2078	3,295	6,29% 0,20		30.04.24 16:56:26	28.642 92.890,64
AESTHETIC MEDICAL INTERNA... US00809M1045	0,4477	-0,29% -0,00		30.04.24 16:54:16	14.183 6.136,50
AETERNA ZENTARIS INC. CA0079755017	1,99	1,92% 0,04		30.04.24 16:56:00	3.603 7.119,78
AETHERIUM ACQUISITION COR... US00809J1016	11,03	0,27% 0,03		29.04.24 22:30:00	100 1.103,00
AETHLON MEDICAL INC US00808Y4061	1,395	1,82% 0,03		30.04.24 16:55:24	2.124 2.940,98
AEYE INC. CLASS A US0081832042	1,03	1,98% 0,02		30.04.24 16:53:10	14.671 15.187,41