

# NASDAQ COMPOSITE

ISIN: **XC0009694271** WKN: -

## Übersicht

25.04.2024 23:16:00

Kurs

**15.611,7598**

USD

Differenz 📉 -0,64% (-100,99)

### Stammdaten

ISIN	XC0009694271
Symbol	-
Land	USA
Anzahl der enthaltenen Werte im Index	3372
Index-Typ	-
Wertpapierkategorie	Index

### Top 5

Name	Kurs	+ - (%)	Trend
ISUN INC.	0,1722	+83,19	📈
BARFRESH F...	1,82	+76,70	📈
SAFE & GRE...	0,219	+51,98	📈
PROCESSA P...	2,43	+50,00	📈
IMAC HOLDI...	5,10	+46,34	📈

Intraday 1W 1M 6M 1J 3J

### Flop 5

Name	Kurs	+ - (%)	Trend
E-HOME HOU...	0,77	-73,54	📉
TEVOGEN BI...	0,85	-43,33	📉
CHICKEN SO...	0,26	-38,87	📉
ATN INTERN...	19,30	-32,80	📉
BRAND ENGA...	2,59	-30,56	📉

Intraday 1W 1M 6M 1J 3J



Die Wertentwicklung der Vergangenheit lässt keine verlässlichen Rückschlüsse auf die zukünftige Entwicklung eines Finanzinstruments zu.

Quelle: FactSet

### Aktuellstes Research

Märkte			
Datum		Überschrift	Download
19.04.2024		Week Ahead	📄
19.04.2024		Wochenausblick	📄
12.04.2024		Wochenausblick	📄
12.04.2024		Week Ahead	📄
08.04.2024		Erste Group Research	

**Nähere Infos zu den Ländern &  
Regionen**

**➤ Märkte nach Region**

## Details

25.04.2024 23:16:00

Kurs

**15.611,7598**

USD

Differenz  -0,64% (-100,99)

## Stammdaten

ISIN	XC0009694271
Symbol	-
Land	USA
Wertpapierkategorie	Index
Anzahl der enthaltenen Werte im Index	3372

## Marktdaten

Eröffnung	15.375,2637 USD
Hoch	15.644,5136 USD
Tief	15.343,9142 USD
Schluss Vortag	15.712,7486 USD
Volumen (Mio.)	4.118.202
Volumen (Stück)	-

## Performance und Risiko

	6M	1J	3J
Perf (%)	+21,76%	+32,31%	+11,38%
Perf (abs.)	+2.790,54	+3.812,60	+1.594,95
Beta	-	-	-
Volatilität	15,50	16,08	23,13



Die Wertentwicklung der Vergangenheit lässt keine verlässlichen Rückschlüsse auf die zukünftige Entwicklung eines Finanzinstruments zu.

Quelle: FactSet

## Kursdaten



























Ø Kurs 5 Tage   Ø Volumen 5 Tage (Stk.)	15.550,8927 USD (4.245.228)
Ø Kurs 30 Tage   Ø Volumen 30 Tage (Stk.)	16.080,0447 USD (4.431.856)
Ø Kurs 100 Tage   Ø Volumen 100 Tage (Stk.)	15.543,7383 USD (4.814.833)
Ø Kurs 250 Tage   Ø Volumen 250 Tage	14.296,7987 USD (4.466.651)
Hoch seit 1.1.   Datum	16.538,8644 USD (21.03.2024)
Tief seit 1.1.   Datum	14.477,5681 USD (05.01.2024)
52 Wochen Hoch   Datum	16.538,8644 USD (21.03.2024)
52 Wochen Tief   Datum	11.833,0694 USD (26.04.2023)





















## Enthaltene Werte

Name  ISIN	Kurs	Diff %  Diff /-	Performance 	Datum Zeit	Gehandelte Stück  Umsatz Geld 
1-800-FLOWERS. COM INC. US68243Q1067	9,15	-1,19% -0,11		25.04.24 22:00:00	295.286 2.694.493,95
10X GENOMICS INC. US88025U1097	26,90	-2,25% -0,62		25.04.24 22:00:00	1.133.268 30.288.144,02
111 INC. SPONSORED ADR CL... US68247Q1022	1,01	-3,81% -0,04		25.04.24 22:00:00	19.007 19.187,72
180 LIFE SCIENCES CORP. US68236V3024	1,7688	-2,81% -0,05		25.04.24 22:30:00	15.900 27.746,71
1895 BANCORP OF WISCONSIN... US28253R1059	7,0501	-0,28% -0,02		25.04.24 22:30:00	4.004 28.228,65
1ST SOURCE CORP. REGISTER... US3369011032	51,14	0,35% 0,18		25.04.24 22:00:00	65.701 3.350.197,10
1STDIBS.COM INC. REGISTER... US3205511047	5,60	4,67% 0,25	█	25.04.24 22:00:00	203.844 1.123.420,57
22ND CENTURY GROUP INC. US90137F3010	1,83	-0,54% -0,01		25.04.24 22:00:00	279.679 505.775,06
23ANDME INC. REG.SHARES C... US90138Q1085	0,459	-1,73% -0,01		25.04.24 22:00:00	2.456.098 1.143.029,85
2SEVENTY BIO INC. US9013841070	4,29	0,47% 0,02		25.04.24 22:00:00	3.725.775 14.151.980,06
2U INC. US90214J1016	0,2403	-3,88% -0,01		25.04.24 22:00:00	2.223.853 534.887,09
360 DIGITECH INC. REG.SHS... US88557W1018	18,87	0,75% 0,14	█	25.04.24 22:00:00	1.455.058 27.205.546,93
36KR HOLDINGS INC. REG.SH... US88429K1034	0,3769	2,45% 0,01	█	25.04.24 22:30:01	71.826 25.932,27
374WATER INC. REGISTERED ... US88583P1049	1,37	0,00% 0,00		25.04.24 22:00:00	165.247 227.866,60
4D MOLECULAR THERAPEUTICS... US35104E1001	23,53	-2,97% -0,72		25.04.24 22:00:00	453.265 10.679.893,85
5E ADVANCED MATERIALS INC... US33830Q1094	1,11	-4,31% -0,05		25.04.24 22:00:00	69.366 77.382,56
60 DEGREES PHARMA. INC RE... US83006G1040	0,2336	-3,59% -0,01		25.04.24 22:30:00	80.028 18.815,75
89BIO INC. REGISTERED SHA... US2825591033	8,25	-3,85% -0,33		25.04.24 22:00:00	1.012.055 8.303.577,84
8X8 INC. US2829141009	2,32	-2,11% -0,05		25.04.24 22:00:00	1.057.129 2.413.728,36
908 DEVICES INC. REGISTER... US65443P1021	5,56	-1,07% -0,06		25.04.24 22:00:00	147.367 811.162,59
99 ACQUISITION GROUP INC.... US65445K1016	10,40	-0,67% -0,07		25.04.24 22:30:00	15.310 158.892,07
9F INC. ADR CLASS A US65442R2085	3,405	2,56% 0,09	█	25.04.24 22:30:01	4.721 15.844,56
A SPAC I ACQUISITION CORP... VGG0544E1051	1,30	-16,13% -0,25		25.04.24 22:00:00	3.472.648 5.373.305,94

A SPAC II ACQUISITION COR... VGG0543H1091	11,08	0,00% 0,00		22.04.24 22:30:00	2.500 27.700,00
A-MARK PRECIOUS METALS IN... US00181T1079	38,54	0,84% 0,32	█	25.04.24 22:00:00	423.095 16.386.749,19
A2Z SMART TECHNOLOGIES CO... CA00249W1005	0,407	-13,40% -0,06		25.04.24 22:30:00	78.321 33.168,39
AAI BIOSCIENCE INC. US00032Q1040	1,68	-5,62% -0,10		25.04.24 22:00:00	166.974 283.226,62
AAON INC. US0003602069	89,90	0,26% 0,23	█	25.04.24 22:00:00	396.399 35.483.385,40
ABELLERA BIOLOGICS INC. CA00288U1066	3,63	-6,92% -0,27		25.04.24 22:00:00	1.829.913 6.758.194,91
ABEONA THERAPEUTICS INC US00289Y2063	3,19	0,63% 0,02	█	25.04.24 22:00:00	1.104.119 3.502.711,28
ABITS GROUP INC. VGG6S34K1052	0,7278	-4,17% -0,03		25.04.24 22:30:00	1.026 757,67
ABIVAX S.A. ACTIONS AU PO... US00370M1036	15,74	-0,94% -0,15		25.04.24 22:00:00	8.393 132.834,12
ABLE VIEW GLOBAL INC. REG... KYG1149B1086	1,67	6,44% 0,10	█	25.04.24 22:30:00	74.797 123.877,59
ABSCI CORP. REGISTERED SH... US00091E1091	4,455	-1,66% -0,08		25.04.24 22:00:00	807.087 3.554.642,12
ABVC BIOPHARMA INC. US00091F3047	1,59	7,43% 0,11	█	25.04.24 22:00:00	5.357.784 8.304.137,53
AC IMMUNE SA CH0329023102	2,29	-3,38% -0,08		25.04.24 22:00:00	160.428 372.193,80
ACACIA RESEARCH CORP US0038813079	4,89	-1,81% -0,09		25.04.24 22:00:00	108.022 529.942,36
ACADEMY SPORTS & OUTDOORS... US00402L1070	59,07	0,02% 0,01	█	25.04.24 22:00:00	1.175.339 69.422.970,32
ACADIA HEALTHCARE CORP IN... US00404A1097	73,38	3,08% 2,19	█	25.04.24 22:00:00	1.103.907 80.396.343,39
ACADIA PHARMACEUTICALS IN... US0042251084	16,31	-1,69% -0,28		25.04.24 22:00:00	1.660.634 27.103.018,58
ACASTI PHARMA INC. CA00430K8656	2,9285	0,98% 0,03	█	25.04.24 22:30:00	2.583 7.469,26
ACCELERATE DIAGNOSTICS IN... US00430H2013	0,9453	1,54% 0,01	█	25.04.24 22:30:00	14.119 13.265,23
ACCOLADE INC. US00437E1029	9,19	-2,23% -0,21		25.04.24 22:00:00	772.134 7.032.803,99
ACCURAY INC. US0043971052	2,18	-0,91% -0,02		25.04.24 22:00:00	359.341 779.574,46
ACE GLOBAL BUSINESS ACQ. ... VGG0083E1025	12,10	-0,49% -0,06		18.04.24 22:30:00	100 1.210,00
ACELYRIN INC. REGISTERED ... US00445A1007	4,24	-7,22% -0,33		25.04.24 22:00:00	723.193 3.118.484,41
ACHARI VENTURES HOLDINGS ... US00444X1019	11,01	0,82% 0,09	█	18.04.24 17:54:06	218 2.401,56
ACHIEVE LIFE SCIENCES INC... US0044685008	4,575	0,77% 0,04	█	25.04.24 22:00:00	56.633 259.108,22
ACHILLES THERAPEUTICS PLC... US00449L1026	0,7744	-1,20% -0,01		25.04.24 22:30:00	269.377 205.417,94
ACI WORLDWIDE INC. US0044981019	32,77	-1,68% -0,56		25.04.24 22:00:00	561.641 18.414.800,34
ACLARION INC. REG.SHARES ...	0,3927	36,35%	█	25.04.24	115.566.932

## NASDAQ COMPOSITE

US6551872012		0,10		22:00:00	58.612.755,36
ACLARIS THERAPEUTICS INC. US00461U1051	1,19	1,71% 0,02		25.04.24 22:00:00	1.626.758 1.919.948,21
ACM RESEARCH INC. US00108J1097	28,29	0,50% 0,14		25.04.24 22:00:00	1.088.927 30.490.437,20
ACNB CORP. REGISTERED SHA... US0008681092	33,20	-2,30% -0,78		25.04.24 22:00:00	11.043 365.966,10
ACORDA THERAPEUTICS INC. US00484M7002	0,75	36,36% 0,20		25.04.24 21:59:57	37.616 25.884,50
ACRI CAPITAL ACQ. CORP. R... US00501A1016	11,20	-0,18% -0,02		25.04.24 22:30:00	106 1.187,20
ACRIVON THERAPEUTICS INC.... US0048901096	8,47	-10,84% -1,03		25.04.24 22:00:00	698.550 6.290.197,47
ACTELIS NETWORKS INC. REG... US00503R4092	0,75	-5,78% -0,05		25.04.24 22:30:00	1.878 1.399,65
ACUMEN PHARMACEUTICALS IN... US00509G2093	3,19	0,31% 0,01		25.04.24 22:00:00	167.647 526.034,90
ACURX PHARMACEUTICALS INC... US00510M1045	2,02	-0,49% -0,01		25.04.24 22:00:00	85.176 174.260,89
ACUTUS MEDICAL INC. REGIS... US0051111096	0,1634	-2,04% -0,00		25.04.24 22:30:00	133.933 21.841,79
ACV AUCTIONS INC. REG.SHA... US00091G1040	17,72	-1,34% -0,24		25.04.24 22:00:00	582.768 10.324.085,15
ADAGENE INC. SP. ADR US0053291078	2,35	-14,55% -0,40		25.04.24 22:30:00	39.920 98.919,40
ADAMAS ONE CORP. REGISTER... US00548H1014	0,306	-0,49% -0,00		25.04.24 22:30:01	68.551 21.022,38
ADAPTHEALTH CORP. REGISTE... US00653Q1022	9,58	-2,04% -0,20		25.04.24 22:00:00	469.020 4.495.782,98
ADAPTIMMUNE THERAPEUTICS ... US00653A1079	1,06	-1,85% -0,02		25.04.24 22:00:00	565.527 604.727,36
ADAPTIVE BIOTECHNOLOGIES ... US00650F1093	2,61	0,38% 0,01		25.04.24 22:00:00	1.839.185 4.719.003,91
ADDENTAX GROUP CORP. REGI... US00653L3015	0,93	2,09% 0,02		25.04.24 22:30:00	40.605 37.898,15
ADDEX THERAPEUTICS SA NAM... US00654J2069	15,41	-0,90% -0,14		25.04.24 22:00:00	5.074 78.840,58
ADDUS HOMECARE CORP US0067391062	91,70	-3,98% -3,80		25.04.24 22:00:00	159.016 14.669.335,31
ADEIA INC. US00676P1075	10,15	-1,07% -0,11		25.04.24 22:00:00	373.130 3.774.716,84
ADIAL PHARMACEUTICALS INC... US00688A2050	1,73	1,17% 0,02		25.04.24 22:00:00	139.805 239.133,79
ADICET BIO INC. US0070021086	1,81	-3,47% -0,07		25.04.24 22:00:00	851.580 1.571.793,52
ADITXT INC. REGISTERED SH... US0070256047	2,53	6,75% 0,16		25.04.24 22:00:00	181.004 456.180,90
ADLAI NORTYE LTD REG.SHAR... US00704R1095	13,46	-0,66% -0,09		25.04.24 22:00:00	4.544 59.693,97
ADMA BIOLOGICS INC. REGIS... US0008991046	6,44	-0,31% -0,02		25.04.24 22:00:00	1.531.854 9.814.725,46
ADOBE INC. US00724F1012	473,44	-0,77% -3,68		25.04.24 22:00:00	2.250.913 1.060.277.296,24
ADS-TEC ENERGY PLC IE000DU292E6	10,90	0,00% 0,00		25.04.24 22:00:00	17.015 184.637,41

ADTHEORENT HOLDING CO. IN... US00739D1090	3,26	0,62% 0,02		25.04.24 22:00:00	1.116.299 3.630.381,87
ADTRAN HOLDINGS INC. US00486H1059	4,57	-3,79% -0,18		25.04.24 22:00:00	483.612 2.220.321,17
ADVANCED EMISSIONS SOLUTI... US00770C1018	7,84	6,52% 0,48		25.04.24 22:00:00	551.780 4.340.413,49
ADVANCED ENERGY INDS INC. US0079731008	93,78	1,01% 0,94		25.04.24 22:00:00	143.447 13.351.557,33
ADVANCED HEALTH INTELLI. ... US00777C2035	1,50	-2,55% -0,04		31.01.24 21:52:11	7.661 11.398,09
ADVANCED MICRO DEVICES IN... US0079031078	153,76	1,33% 2,02		25.04.24 22:00:00	41.471.423 6.330.617.493,89
ADVANTAGE SOLUTIONS INC. ... US00791N1028	4,56	-0,22% -0,01		25.04.24 22:00:00	1.094.188 4.957.281,12
ADVENT TECHNOLOGIES HOLDI... US00788A1051	0,1638	-1,33% -0,00		25.04.24 22:00:00	371.863 60.418,09
ADVERUM BIOTECHNOLOGIES I... US00773U2078	9,39	-7,85% -0,80		25.04.24 22:00:00	847.544 8.184.269,33
AEGLEA BIO THERAPEUTICS I... US00773J2024	32,47	-1,58% -0,52		25.04.24 22:00:00	233.608 7.630.625,38
AEHR TEST SYSTEMS US00760J1088	11,30	1,44% 0,16		25.04.24 22:00:00	682.346 7.587.194,16
AEMETIS INC. US00770K2024	4,03	2,81% 0,11		25.04.24 22:00:00	642.223 2.492.223,01
AERIES TECHNOLOGY INC. RE... KYG0136H1020	2,17	-0,91% -0,02		25.04.24 22:00:00	578 1.280,37
AEROVATE THERAPEUTICS INC... US0080641071	21,57	1,75% 0,37		25.04.24 22:00:00	119.830 2.533.023,95
AEROVIRONMENT INC. US0080731088	155,64	-1,49% -2,35		25.04.24 22:00:00	275.406 42.731.139,16
AERSALE CORP. REGISTERED ... US00810F1066	6,58	2,17% 0,14		25.04.24 22:00:00	265.494 1.712.356,65
AERWINS TECHNOLOGIES INC.... US00810J2078	2,44	-12,23% -0,34		25.04.24 22:00:00	40.323 102.464,96
AESTHETIC MEDICAL INTERNA... US00809M1045	0,47	2,62% 0,01		25.04.24 22:30:00	123.561 54.206,98
AETERNA ZENTARIS INC. CA0079755017	1,96	-0,51% -0,01		25.04.24 22:30:00	11.719 22.859,02
AETHERIUM ACQUISITION COR... US00809J1016	11,12	-0,36% -0,04		18.04.24 22:30:00	5.242 58.720,36
AETHLON MEDICAL INC US00808Y4061	1,503	-1,76% -0,03		25.04.24 22:30:00	721 1.077,04
AEYE INC. CLASS A US0081832042	0,995	-0,07% -0,00		25.04.24 22:30:01	51.302 51.111,65