

NASDAQ COMPOSITE

ISIN: **XC0009694271** WKN: -

Übersicht

23.04.2024 23:16:01

Kurs

15.696,6400

USD

Differenz ▲ 1,59% (245,33)

Stammdaten

ISIN XC0009694271

Symbol -

Land USA

Anzahl der enthaltenen Werte im Index 3372

Index-Typ -

Wertpapierkategorie Index

Top 5

Name	Kurs	+ - (%)	Trend
A SPAC I A...	2,215	+73,05	▲
MMTEC INC...	2,24	+43,59	▲
OPORTUN FI...	3,16	+40,44	▲
SHIMMICK C...	3,045	+35,33	▲
MOVELLA HO...	0,03	+30,43	▲

Intraday 1W 1M 6M 1J 3J

Flop 5

Name	Kurs	+ - (%)	Trend
ABEONA THE...	3,40	-53,80	▼
SEMANTIX I...	0,071	-48,18	▼
GREENWAVE ...	0,0699	-44,66	▼
LICHEN CHI...	0,56	-42,19	▼
LIGHTJUMP ...	1,73	-29,96	▼

Intraday 1W 1M 6M 1J 3J



5J



Die Wertentwicklung der Vergangenheit lässt keine verlässlichen Rückschlüsse auf die zukünftige Entwicklung eines Finanzinstruments zu.

Quelle: FactSet

Aktuellstes Research

Märkte			
Datum		Überschrift	Download
19.04.2024		Week Ahead	Download
19.04.2024		Wochenausblick	Download
12.04.2024		Wochenausblick	Download
12.04.2024		Week Ahead	Download
08.04.2024		Erste Group Research	

**Nähere Infos zu den Ländern &
Regionen**

➤ Märkte nach Region

Details

23.04.2024 23:16:01

Kurs

15.696,6400

USD

Differenz ▲ 1,59% (245,33)

Stammdaten

ISIN	XC0009694271
Symbol	-
Land	USA
Wertpapierkategorie	Index
Anzahl der enthaltenen Werte im Index	3372

Marktdaten

Eröffnung	15.525,5516 USD
Hoch	15.730,3491 USD
Tief	15.510,5850 USD
Schluss Vortag	15.451,3053 USD
Volumen (Mio.)	4.412.588
Volumen (Stück)	-

Performance und Risiko

	6M	1J	3J
Perf (%)	+20,57%	+30,02%	+11,98%
Perf (abs.)	+2.678,31	+3.624,18	+1.679,83
Beta	-	-	-
Volatilität	16,16	16,21	23,16



Die Wertentwicklung der Vergangenheit lässt keine verlässlichen Rückschlüsse auf die zukünftige Entwicklung eines Finanzinstruments zu.

Quelle: FactSet

Kursdaten

Ø Kurs 5 Tage Ø Volumen 5 Tage (Stk.)	15.542,9653 USD (4.325.266)
Ø Kurs 30 Tage Ø Volumen 30 Tage (Stk.)	16.117,3412 USD (4.448.365)
Ø Kurs 100 Tage Ø Volumen 100 Tage (Stk.)	15.515,3403 USD (4.826.836)
Ø Kurs 250 Tage Ø Volumen 250 Tage	14.267,4870 USD (4.471.800)
Hoch seit 1.1. Datum	16.538,8644 USD (21.03.2024)
Tief seit 1.1. Datum	14.477,5681 USD (05.01.2024)
52 Wochen Hoch Datum	16.538,8644 USD (21.03.2024)
52 Wochen Tief Datum	11.798,7734 USD (25.04.2023)

Enthaltene Werte























Name ISIN	Kurs	Diff % Diff /-	Performance	Datum Zeit	Gehandelte Stück Umsatz Geld
1-800-FLOWERS. COM INC. US68243Q1067	9,26	0,33% 0,03		23.04.24 22:00:00	304.986 2.846.918,49
10X GENOMICS INC. US88025U1097	27,58	-0,79% -0,22		23.04.24 22:00:00	1.991.587 55.908.661,20
111 INC. SPONSORED ADR CL... US68247Q1022	1,09	2,83% 0,03		23.04.24 22:00:00	25.086 27.104,51
180 LIFE SCIENCES CORP. US68236V3024	1,90	5,56% 0,10		23.04.24 22:00:00	48.335 95.467,63
1895 BANCORP OF WISCONSIN... US28253R1059	7,085	0,50% 0,04		23.04.24 22:30:00	188 1.330,61
1ST SOURCE CORP. REGISTER... US3369011032	50,77	1,24% 0,62		23.04.24 22:00:00	42.559 2.162.880,43
1STDIBS.COM INC. REGISTER... US3205511047	5,30	-1,85% -0,10		23.04.24 22:00:00	190.841 1.027.302,81
22ND CENTURY GROUP INC. US90137F3010	1,67	1,21% 0,02		23.04.24 22:00:00	193.958 320.061,92
23ANDME INC. REG.SHARES C... US90138Q1085	0,495	7,52% 0,03		23.04.24 22:00:04	5.002.956 2.420.447,70
2SEVENTY BIO INC. US9013841070	4,63	-0,43% -0,02		23.04.24 22:00:03	292.143 1.378.940,07
2U INC. US90214J1016	0,24	-3,73% -0,01		23.04.24 22:00:00	2.365.188 579.606,50
360 DIGITECH INC. REG.SHS... US88557W1018	18,52	1,26% 0,23		23.04.24 22:00:03	1.021.534 18.940.090,23
36KR HOLDINGS INC. REG.SH... US88429K1034	0,377	4,14% 0,02		23.04.24 22:00:00	6.673 2.425,22
374WATER INC. REGISTERED ... US88583P1049	1,34	7,20% 0,09		23.04.24 22:00:00	144.456 187.791,78
4D MOLECULAR THERAPEUTICS... US35104E1001	24,79	-6,06% -1,60		23.04.24 22:00:05	565.556 14.502.703,57
5E ADVANCED MATERIALS INC... US33830Q1094	1,26	5,00% 0,06		23.04.24 22:00:00	159.849 202.369,09
60 DEGREES PHARMA. INC RE... US83006G1040	0,2506	-0,24% -0,00		23.04.24 22:00:00	101.602 26.369,77
89BIO INC. REGISTERED SHA... US2825591033	8,92	-4,19% -0,39		23.04.24 22:00:00	745.431 6.828.930,41
8X8 INC. US2829141009	2,315	5,23% 0,12		23.04.24 22:00:06	1.029.946 2.377.015,52
908 DEVICES INC. REGISTER... US65443P1021	5,56	-0,54% -0,03		23.04.24 22:00:00	265.467 1.514.209,75
99 ACQUISITION GROUP INC.... US65445K1016	10,3981	0,27% 0,03		23.04.24 22:30:00	690 7.174,69
9F INC. ADR CLASS A US65442R2085	3,47	28,04% 0,76		23.04.24 22:00:00	43.164 145.494,65
A SPAC I ACQUISITION CORP... VGG0544E1051	2,215	73,05% 0,94		23.04.24 22:00:06	137.078.499 318.686.629,31

A SPAC II ACQUISITION COR... VGG0543H1091	11,08	0,00% 0,00		22.04.24 22:30:00	2.678 29.673,24
A-MARK PRECIOUS METALS IN... US00181T1079	37,74	1,42% 0,53		23.04.24 22:00:04	420.415 15.935.511,45
A2Z SMART TECHNOLOGIES CO... CA00249W1005	0,4514	12,82% 0,05		23.04.24 22:30:00	192.906 88.264,94
AAI BIOSCIENCE INC. US00032Q1040	1,84	-3,16% -0,06		23.04.24 22:00:00	83.965 158.249,49
AAON INC. US0003602069	88,54	2,09% 1,81		23.04.24 22:00:02	452.556 39.861.451,61
ABELLERA BIOLOGICS INC. CA00288U1066	3,97	-1,00% -0,04		23.04.24 22:00:00	1.595.129 6.545.037,94
ABEONA THERAPEUTICS INC US00289Y2063	3,40	-53,80% -3,96		23.04.24 22:00:05	5.512.776 20.211.301,95
ABITS GROUP INC. VGG6S34K1052	0,7511	2,04% 0,02		23.04.24 22:00:00	38.034 28.474,81
ABIVAX S.A. ACTIONS AU PO... US00370M1036	15,86	1,08% 0,17		23.04.24 22:30:00	78.284 1.260.582,29
ABLE VIEW GLOBAL INC. REG... KYG1149B1086	1,60	-0,62% -0,01		23.04.24 22:30:00	68.626 109.746,24
ABSCI CORP. REGISTERED SH... US00091E1091	4,70	4,21% 0,19		23.04.24 22:00:03	1.238.718 5.947.063,50
ABVC BIOPHARMA INC. US00091F3047	1,345	29,33% 0,31		23.04.24 22:00:04	8.641.601 11.235.434,17
AC IMMUNE SA CH0329023102	2,38	-1,65% -0,04		23.04.24 22:00:00	189.610 455.561,55
ACACIA RESEARCH CORP US0038813079	4,96	0,00% 0,00		23.04.24 22:00:06	110.410 550.584,42
ACADEMY SPORTS & OUTDOORS... US00402L1070	59,22	3,10% 1,78		23.04.24 22:00:03	2.184.850 130.053.963,74
ACADIA HEALTHCARE CORP IN... US00404A1097	70,74	0,68% 0,48		23.04.24 22:00:01	539.126 38.148.659,75
ACADIA PHARMACEUTICALS IN... US0042251084	16,74	-1,47% -0,25		23.04.24 22:00:00	1.476.024 24.748.185,37
ACASTI PHARMA INC. CA00430K8656	2,88	1,05% 0,03		23.04.24 22:30:00	4.480 12.863,20
ACCELERATE DIAGNOSTICS IN... US00430H2013	0,95	7,05% 0,06		23.04.24 22:00:00	137.870 129.100,06
ACCOLADE INC. US00437E1029	9,35	1,52% 0,14		23.04.24 22:00:00	637.497 6.025.840,36
ACCURAY INC. US0043971052	2,22	2,30% 0,05		23.04.24 22:00:00	414.401 922.725,73
ACE GLOBAL BUSINESS ACQ. ... VGG0083E1025	12,10	-0,49% -0,06		18.04.24 22:30:00	100 1.210,00
ACELYRIN INC. REGISTERED ... US00445A1007	4,595	-4,67% -0,23		23.04.24 22:00:02	2.027.999 9.690.093,26
ACHARI VENTURES HOLDINGS ... US00444X1019	11,01	0,82% 0,09		18.04.24 17:54:06	218 2.401,56
ACHIEVE LIFE SCIENCES INC... US0044685008	4,49	1,81% 0,08		23.04.24 22:00:00	51.613 231.602,46
ACHILLES THERAPEUTICS PLC... US00449L1026	0,7811	-1,13% -0,01		23.04.24 22:30:00	111.844 89.308,97
ACI WORLDWIDE INC. US0044981019	33,44	3,69% 1,19		23.04.24 22:00:03	660.214 22.004.131,27
ACLARION INC. REG.SHARES ...	0,2818	2,47%		23.04.24	46.240

NASDAQ COMPOSITE

US6551872012		0,01		22:00:00	13.003,04
ACLARIS THERAPEUTICS INC. US00461U1051	1,22	0,00% 0,00		23.04.24 22:00:06	637.744 783.518,36
ACM RESEARCH INC. US00108J1097	27,39	6,37% 1,64		23.04.24 22:00:05	1.796.603 49.261.198,65
ACNB CORP. REGISTERED SHA... US0008681092	34,25	-1,47% -0,51		23.04.24 22:00:00	13.300 457.097,20
ACORDA THERAPEUTICS INC. US00484M7002	0,52	13,04% 0,06		23.04.24 21:56:20	70.030 36.660,76
ACRI CAPITAL ACQ. CORP. R... US00501A1016	11,21	-0,36% -0,04		16.04.24 22:30:00	24.300 273.008,00
ACRIVON THERAPEUTICS INC.... US0048901096	9,82	3,26% 0,31		23.04.24 22:00:00	320.572 3.130.584,62
ACTELIS NETWORKS INC. REG... US00503R4092	0,7754	6,19% 0,05		23.04.24 22:30:00	2.446 1.887,92
ACUMEN PHARMACEUTICALS IN... US00509G2093	3,16	0,96% 0,03		23.04.24 22:00:00	270.690 870.378,45
ACURX PHARMACEUTICALS INC... US00510M1045	2,04	3,03% 0,06		23.04.24 22:00:00	29.788 59.200,86
ACUTUS MEDICAL INC. REGIS... US0051111096	0,1689	0,78% 0,00		23.04.24 22:30:00	109.709 18.544,38
ACV AUCTIONS INC. REG.SHA... US00091G1040	18,35	4,86% 0,85		23.04.24 22:00:00	1.082.912 19.770.857,79
ADAGENE INC. SP. ADR US0053291078	2,65	-2,93% -0,08		23.04.24 22:30:00	8.101 21.699,48
ADAMAS ONE CORP. REGISTER... US00548H1014	0,354	1,00% 0,00		23.04.24 22:30:01	24.419 8.762,76
ADAPTHEALTH CORP. REGISTE... US00653Q1022	9,81	2,19% 0,21		23.04.24 22:00:00	970.314 9.601.091,28
ADAPTIMMUNE THERAPEUTICS ... US00653A1079	1,14	12,87% 0,13		23.04.24 22:00:00	1.133.640 1.265.148,70
ADAPTIVE BIOTECHNOLOGIES ... US00650F1093	2,57	2,39% 0,06		23.04.24 22:00:01	1.518.083 3.977.473,44
ADDENTAX GROUP CORP. REGI... US00653L3015	0,89	-1,14% -0,01		23.04.24 22:00:00	14.164 12.574,62
ADDEX THERAPEUTICS SA NAM... US00654J2069	18,74	-2,80% -0,54		23.04.24 22:00:00	12.934 234.751,88
ADDUS HOMECARE CORP US0067391062	94,76	1,36% 1,27		23.04.24 22:00:00	412.526 38.455.676,86
ADEIA INC. US00676P1075	10,38	4,11% 0,41		23.04.24 22:00:00	450.112 4.665.765,53
ADIAL PHARMACEUTICALS INC... US00688A2050	1,70	-10,53% -0,20		23.04.24 22:00:00	440.090 779.624,14
ADICET BIO INC. US0070021086	2,10	5,00% 0,10		23.04.24 22:00:02	1.130.428 2.437.265,24
ADITXT INC. REGISTERED SH... US0070256047	2,27	2,25% 0,05		23.04.24 22:00:00	26.841 60.686,76
ADLAI NORTYE LTD REG.SHAR... US00704R1095	12,46	-13,59% -1,96		23.04.24 22:30:00	20.869 259.309,22
ADMA BIOLOGICS INC. REGIS... US0008991046	6,53	5,32% 0,33		23.04.24 22:00:01	2.752.319 17.936.243,50
ADOBE INC. US00724F1012	472,92	1,29% 6,03		23.04.24 22:00:05	2.205.836 1.040.559.776,73
ADS-TEC ENERGY PLC IE000DU292E6	10,90	0,00% 0,00		23.04.24 22:00:00	5.597 60.820,83

NASDAQ COMPOSITE

ADTHEORENT HOLDING CO. IN... US00739D1090	3,185	0,47% 0,02		23.04.24 22:00:04	534.742 1.698.396,95
ADTRAN HOLDINGS INC. US00486H1059	4,78	0,84% 0,04		23.04.24 22:00:00	575.596 2.742.500,91
ADVANCED EMISSIONS SOLUTI... US00770C1018	6,88	4,08% 0,27		23.04.24 22:00:00	184.686 1.273.295,21
ADVANCED ENERGY INDS INC. US0079731008	93,10	2,27% 2,07		23.04.24 22:00:00	171.817 16.084.290,37
ADVANCED HEALTH INTELLI. ... US00777C2035	1,50	-2,55% -0,04		31.01.24 21:52:11	7.661 11.398,09
ADVANCED MICRO DEVICES IN... US0079031078	152,24	2,42% 3,60		23.04.24 22:00:05	46.051.911 7.019.148.645,96
ADVANTAGE SOLUTIONS INC. ... US00791N1028	4,68	4,23% 0,19		23.04.24 22:00:00	1.277.341 6.015.089,10
ADVENT TECHNOLOGIES HOLDI... US00788A1051	0,17	3,03% 0,01		23.04.24 22:00:00	341.424 56.862,01
ADVERUM BIOTECHNOLOGIES I... US00773U2078	11,00	-3,00% -0,34		23.04.24 22:00:00	305.071 3.457.374,74
AEGLEA BIO THERAPEUTICS I... US00773J2024	34,25	2,87% 0,96		23.04.24 22:00:00	201.520 7.015.629,02
AEHR TEST SYSTEMS US00760J1088	10,56	-0,28% -0,03		23.04.24 22:00:00	634.218 6.761.477,69
AEMETIS INC. US00770K2024	3,89	7,31% 0,27		23.04.24 22:00:05	1.251.621 4.674.340,15
AERIES TECHNOLOGY INC. RE... KYG0136H1020	2,25	-0,66% -0,02		23.04.24 22:30:00	3.198 7.206,65
AEROVATE THERAPEUTICS INC... US0080641071	23,29	5,05% 1,12		23.04.24 22:00:01	148.258 3.439.086,67
AEROVIRONMENT INC. US0080731088	158,30	5,73% 8,58		23.04.24 22:00:00	586.819 92.321.153,80
AERSALE CORP. REGISTERED ... US00810F1066	6,43	-4,03% -0,27		23.04.24 22:00:00	303.710 1.980.099,11
AERWINS TECHNOLOGIES INC.... US00810J2078	3,33	-5,13% -0,18		23.04.24 22:00:00	42.714 142.897,39
AESTHETIC MEDICAL INTERNA... US00809M1045	0,40	8,02% 0,03		23.04.24 22:30:00	25.587 9.874,59
AETERNA ZENTARIS INC. CA0079755017	1,97	0,77% 0,02		23.04.24 22:30:00	2.736 5.443,34
AETHERIUM ACQUISITION COR... US00809J1016	11,12	-0,36% -0,04		18.04.24 22:30:00	5.242 58.720,36
AETHLON MEDICAL INC US00808Y4061	1,5119	2,16% 0,03		23.04.24 22:30:00	17.053 26.235,04
AEYE INC. CLASS A US0081832042	1,06	9,28% 0,09		23.04.24 22:00:00	150.152 154.249,27