

# NASDAQ COMPOSITE INDEX

ISIN: **XC0009694271** WKN: -

## Overview

2024/04/23 18:44:59

Price

**15,688.9595**

USD

Difference ▲ 1.54% (237.65)

### General attributes

ISIN	XC0009694271
Symbol	-
Country	USA
Instruments in index	3372
Type of index	-
Security type	Index

### Market data

Open	15,525.5516 USD
High	15,696.1162 USD
Low	15,510.5850 USD
Close (prev. day)	15,451.3053 USD
Trading volume (m)	2,502,240
Volume (pcs)	-

### Top 5

Name	Price	+ - (%)	Trend
NEWGENIVF ...	2.455	+91.80	<span style="color: green;">▲</span>
CYNGN INC ...	0.1912	+58.02	<span style="color: green;">▲</span>
MMTEC INC ...	2.28	+46.15	<span style="color: green;">▲</span>
OPORTUN FI...	3.20	+42.22	<span style="color: green;">▲</span>
ACORDA THE...	0.6329	+37.58	<span style="color: green;">▲</span>

Intraday 1w 1m 6m 1y 3y

### Flop 5

Name	Price	+ - (%)	Trend
ABEONA THE...	3.51	-52.31	<span style="color: red;">▼</span>
GREENWAVE ...	0.0703	-44.34	<span style="color: red;">▼</span>
LICHEN CHI...	0.5774	-40.40	<span style="color: red;">▼</span>
MOOLEC SCI...	1.76	-28.74	<span style="color: red;">▼</span>
TIAN RUIXI...	0.5291	-23.32	<span style="color: red;">▼</span>

Intraday 1w 1m 6m 1y 3y

5y



Information about previous performance does not guarantee future performance.  
Source: FactSet

### Recent research

on market			
Date		Headline	Download
2024/04/19		Week Ahead	<a href="#">Download</a>
2024/04/19		Wochenausblick	<a href="#">Download</a>
2024/04/12		Wochenausblick	<a href="#">Download</a>
2024/04/12		Week Ahead	<a href="#">Download</a>
2024/04/08		Erste Group Research	

**Futures and Options**

**Related Futures** -

**Related Options** -

## Details

2024/04/23 18:45:01

Price

**15,689.1958**

USD

Difference ▲ 1.54% (237.89)

### General attributes

ISIN	XC0009694271
Symbol	-
Country	USA
Security type	Index
Instruments in index	3372

### Market data

Open	15,525.5516 USD
High	15,696.1162 USD
Low	15,510.5850 USD
Close (prev. day)	15,451.3053 USD
Trading volume (m)	2,502,240
Volume (pcs)	-

### Performance and Risk

	6m	1y	3y
Perf (%)	+19.00%	+27.99%	+11.82%
Perf (abs.)	+2,467.50	+3,378.85	+1,632.89
Beta	-	-	-
Volatility	16.06	16.17	23.15



Information about previous performance does not guarantee future performance.  
Source: FactSet

### Price data

Ø price 5 days   Ø volume 5 days (pcs.)	15,576.6875 USD (4,311,194)
Ø price 30 days   Ø volume 30 days (pcs.)	16,128.0956 USD (4,446,311)
Ø price 100 days   Ø volume 100 days (pcs.)	15,501.1914 USD (4,822,234)
Ø price 250 days   Ø volume 250 days (pcs.)	14,251.8971 USD (4,471,323)
YTD High   date	16,538.8644 USD (2024/03/21)
YTD Low   date	14,477.5681 USD (2024/01/05)
52 Weeks High   date	16,538.8644 USD (2024/03/21)
52 Weeks Low   date	11,798.7734 USD (2023/04/25)

## Composition

Name ISIN	Price	Diff % Diff +/-	Performance	Date Time	Turnover Pc. Turnover Money
1-800-FLOWERS. COM INC. US68243Q1067	9.445	2.33% 0.22		24/04/23 18:43:39	73,243 690,454.20
10X GENOMICS INC. US88025U1097	28.31	1.83% 0.51		24/04/23 18:44:53	759,131 21,614,104.65
111 INC. SPONSORED ADR CL... US88247Q1022	1.08	1.89% 0.02		24/04/23 18:24:27	20,955 22,644.06
180 LIFE SCIENCES CORP. US68236V3024	1.97	9.44% 0.17		24/04/23 18:08:40	18,273 36,007.21
1895 BANCORP OF WISCONSIN... US28253R1059	7.05	0.71% 0.05		24/04/22 22:30:00	343 2,408.52
1ST CAPITAL INC COM USD0.... US31942S1042	27.5801	-1.43% -0.40		24/04/22 22:30:01	336 9,349.72
1STDIBS COM INC USD0.01 US3205511047	5.44	0.74% 0.04		24/04/23 18:43:44	63,408 344,717.55
22ND CENTURY GROUP INC. US90137F3010	1.62	-1.82% -0.03		24/04/23 18:43:14	111,908 183,242.14
23ANDME HOLDING CO COM US... US90138Q1085	0.4910	6.64% 0.03		24/04/23 18:44:51	2,972,101 1,424,853.92
2SEVENTY BIO INC. US9013841070	4.7431	2.00% 0.09		24/04/23 18:44:41	154,844 736,056.22
2U INC. US90214J1016	0.2465	-1.12% -0.00		24/04/23 18:44:59	1,177,000 292,025.64
36KR HOLDINGS INC SPON AD... US88429K1034	0.377	4.14% 0.02		24/04/23 17:35:53	6,187 2,244.83
374WATER INC COM USD0.000... US88583P1049	1.31	4.80% 0.06		24/04/23 18:44:32	94,103 121,303.37
4D MOLECULAR THERAPEUTICS... US35104E1001	25.33	-4.02% -1.06		24/04/23 18:44:34	259,152 6,857,958.82
5E ADVANCED MATERIALS INC... US33830Q1094	1.26	5.00% 0.06		24/04/23 18:39:16	44,185 54,574.96
60 DEGREES PHARMACEUTICAL... US83006G1040	0.2469	-1.71% -0.00		24/04/23 18:34:34	92,410 24,112.67
89BIO INC COM USD0.001 US2825591033	9.33	0.21% 0.02		24/04/23 18:43:04	236,209 2,220,755.90
8X8 INC. US2829141009	2.275	3.41% 0.08		24/04/23 18:44:18	383,624 880,721.40
908 DEVICES INC COM USD0.... US65443P1021	5.83	4.29% 0.24		24/04/23 18:41:08	92,470 543,619.97
99 ACQUISITION GROUP INC ... US65445K1016	10.37	0.10% 0.01		24/04/22 22:30:00	10,659 110,480.76
9F INC. ADR CLASS A US65442R2085	3.188	17.64% 0.48		24/04/23 18:21:20	37,967 128,247.30
A SPAC II ACQUISITION COR... VGG0543H1091	11.08	0.00% 0.00		24/04/22 22:30:00	2,678 29,673.24
A-MARK PRECIOUS METALS IN... US00181T1079	38.4314	3.28% 1.22		24/04/23 18:44:14	117,889 4,474,107.68






















## NASDAQ COMPOSITE INDEX

A2Z SMART TECHNOLOGIES CO... CA00249W1005	0.46	14.97% 0.06		24/04/23 18:33:46	91,726 41,450.66
AAI BIOSCIENCE INC. US00032Q1040	1.89	-0.53% -0.01		24/04/23 18:42:06	49,800 95,072.26
AAON INC. US0003602069	87.5247	0.92% 0.79		24/04/23 18:44:18	62,426 5,454,612.92
ABACUS LIFE INC COM USD0... US00258Y1047	12.05	1.52% 0.18		24/04/23 18:44:29	17,610 211,888.32
ABCELLERA BIOLOGICS INC. CA00288U1066	4.115	2.62% 0.11		24/04/23 18:43:46	891,482 3,710,385.92
ABEONA THERAPEUTICS INC US00289Y2063	3.5162	-52.23% -3.84		24/04/23 18:45:02	3,158,133 12,116,968.63
ABITS GROUP INC. VGG6S34K1052	0.7525	2.23% 0.02		24/04/23 18:43:22	32,975 24,623.98
ABIVAX SPON ADS EACH REP ... US00370M1036	15.75	0.38% 0.06		24/04/23 17:49:40	65,379 1,055,481.12
ABLE VIEW GLOBAL INC USD0... KYG1149B1086	1.61	0.00% 0.00		24/04/23 18:39:23	38,026 61,165.96
ABSCI CORP COM USD0.0001 US00091E1091	4.81	6.65% 0.30		24/04/23 18:44:01	654,287 3,176,262.94
ABVC BIOPHARMA INC. US00091F3047	1.249	20.10% 0.21		24/04/23 18:44:53	5,139,989 6,317,584.25
AC IMMUNE SA CH0329023102	2.415	-0.21% -0.01		24/04/23 18:11:38	61,996 151,022.14
ACACIA RESEARCH CORP US0038813079	4.985	0.50% 0.03		24/04/23 18:38:56	38,436 192,522.12
ACADEMY SPORTS & OUTDOORS... US00402L1070	59.83	4.16% 2.39		24/04/23 18:44:27	834,809 49,546,853.26
ACADIA HEALTHCARE CORP IN... US00404A1097	70.70	0.63% 0.44		24/04/23 18:43:36	132,881 9,401,256.50
ACADIA PHARMACEUTICALS IN... US0042251084	16.75	-1.41% -0.24		24/04/23 18:45:01	508,459 8,568,140.62
ACASTI PHARMA INC. CA00430K8656	2.8605	0.37% 0.01		24/04/23 16:23:13	1,320 3,779.44
ACCELERATE DIAGNOSTICS IN... US00430H2013	0.9449	6.48% 0.06		24/04/23 18:42:37	91,329 84,219.19
ACCOLADE INC. US00437E1029	9.44	2.50% 0.23		24/04/23 18:44:56	257,876 2,454,001.24
ACCURAY INC. US0043971052	2.245	3.46% 0.08		24/04/23 18:44:29	170,890 379,027.57
ACE GLOBAL BUSINESS ACQUI... VGG0083E1025	12.10	-0.49% -0.06		24/04/18 22:30:00	100 1,210.00
ACELYRIN INC COM USD0.000... US00445A1007	4.77	-1.04% -0.05		24/04/23 18:44:37	1,620,654 7,792,666.67
ACHARI VENTURES HLDGS COR... US00444X1019	11.01	0.82% 0.09		24/04/18 17:54:06	218 2,401.56
ACHIEVE LIFE SCIENCES INC... US0044685008	4.50	2.04% 0.09		24/04/23 18:41:47	22,709 100,907.02
ACHILLES THERAPEUTICS PLC... US00449L1026	0.7911	0.14% 0.00		24/04/23 18:40:35	30,320 24,896.29
ACI WORLDWIDE INC. US0044981019	33.32	3.32% 1.07		24/04/23 18:44:15	218,037 7,214,128.51
ACLARION INC COM USD0.000... US6551872012	0.279	1.45% 0.00		24/04/23 18:42:18	29,628 8,364.69
ACLARIS THERAPEUTICS INC.	1.23	0.82%		24/04/23	308,204

## NASDAQ COMPOSITE INDEX

US00461U1051		0.01		18:44:11	380,854.94
ACM RESEARCH INC. US00108J1097	27.9457	8.53% 2.20		24/04/23 18:44:48	865,269 23,569,929.60
ACNB CORP COM USD2.50 US0008681092	34.365	-1.14% -0.40		24/04/23 17:43:21	6,029 207,666.86
ACORDA THERAPEUTICS INC. US00484M7002	0.6329	37.58% 0.17		24/04/23 18:36:13	52,964 27,226.15
ACRI CAPITAL ACQUISITION ... US00501A1016	11.21	-0.36% -0.04		24/04/16 22:30:00	24,300 273,008.00
ACRIVON THERAPEUTICS INC ... US0048901096	10.09	6.10% 0.58		24/04/23 18:45:00	131,333 1,263,781.55
ACTELIS NETWORKS INC COM ... US00503R4092	0.7796	6.77% 0.05		24/04/23 18:18:24	1,159 924.15
ACUMEN PHARMACEUTICALS IN... US00509G2093	3.235	3.35% 0.11		24/04/23 18:43:14	135,199 438,695.91
ACURX PHARMACEUTICALS INC... US00510M1045	1.99	0.51% 0.01		24/04/23 18:29:04	17,065 33,517.21
ACUTUS MEDICAL INC COM US... US0051111096	0.1698	1.31% 0.00		24/04/23 18:40:29	43,243 7,300.45
ACV AUCTIONS INC COM USD0... US00091G1040	18.20	4.00% 0.70		24/04/23 18:43:39	338,800 6,112,108.23
ADAGENE INC. SP. ADR US0053291078	2.75	0.73% 0.02		24/04/23 17:42:17	2,499 6,768.46
ADAMAS ONE CORP COM USD0... US00548H1014	0.3507	0.06% 0.00		24/04/23 18:37:22	16,497 5,939.01
ADAPTHEALTH CORP COM USD0... US00653Q1022	9.91	3.23% 0.31		24/04/23 18:43:40	309,463 3,087,751.98
ADAPTIMMUNE THERAPEUTICS ... US00653A1079	1.13	11.88% 0.12		24/04/23 18:44:49	433,031 470,356.95
ADAPTIVE BIOTECHNOLOGIES ... US00650F1093	2.65	5.58% 0.14		24/04/23 18:44:55	606,923 1,600,097.44
ADDENTAX GROUP CORP COM U... US00653L3015	0.9000	-0.03% -0.00		24/04/23 18:37:51	1,862 1,683.90
ADDEX THERAPEUTICS LIMITE... US00654J2069	18.27	-5.24% -1.01		24/04/23 18:34:25	6,755 123,853.76
ADDUS HOMECARE CORP US0067391062	93.005	-0.52% -0.49		24/04/23 18:40:44	194,253 18,032,540.44
ADEIA INC. US00676P1075	10.37	4.01% 0.40		24/04/23 18:44:28	146,529 1,509,308.75
ADIAL PHARMACEUTICALS INC... US00688A2050	1.73	-8.95% -0.17		24/04/23 18:38:55	340,892 607,791.63
ADICET BIO INC. US0070021086	2.105	5.25% 0.11		24/04/23 18:44:53	885,854 1,923,651.04
ADITXT INC COM USD0.001(P... US0070256047	2.19	-1.35% -0.03		24/04/23 18:38:17	21,771 49,202.91
ADLAI NORTYE LTD SPON ADS... US00704R1095	12.51	-13.25% -1.91		24/04/23 18:19:10	13,255 163,667.87
ADMA BIOLOGICS INC COM US... US0008991046	6.57	5.97% 0.37		24/04/23 18:44:31	1,517,721 9,828,345.36
ADOBE INC. US00724F1012	472.18	1.13% 5.29		24/04/23 18:44:39	829,960 390,006,844.81
ADS-TEC ENERGY PLC IE000DU292E6	10.8999	-0.00% -0.00		24/04/23 17:09:39	2,652 28,792.49
ADTHEORENT HOLDING CO. IN... US00739D1090	3.18	0.32% 0.01		24/04/23 18:44:01	391,520 1,242,759.26

## NASDAQ COMPOSITE INDEX

ADTRAN HOLDINGS INC. US00486H1059	4.76	0.42% 0.02		24/04/23 18:44:47	267,237 1,272,773.57
ADVANCED ENERGY INDS INC. US0079731008	94.32	3.61% 3.29		24/04/23 18:43:15	56,764 5,301,199.54
ADVANCED HEALTH INTELLIGE... US00777C2035	1.50	-2.55% -0.04		24/01/31 21:52:11	7,661 11,398.09
ADVANCED MICRO DEVICES IN... US0079031078	152.765	2.78% 4.13		24/04/23 18:45:02	27,861,388 4,241,906,370.83
ADVANTAGE SOLUTIONS INC. ... US00791N1028	4.775	6.35% 0.28		24/04/23 18:44:53	787,871 3,697,363.38
ADVENT TECHNOLOGIES HOLDI... US00788A1051	0.1647	-0.18% -0.00		24/04/23 18:44:47	177,317 29,344.75
ADVERUM BIOTECHNOLOGIES I... US00773U2078	11.52	1.59% 0.18		24/04/23 18:36:54	35,731 413,670.24
AEHR TEST SYSTEMS US00760J1088	10.615	0.24% 0.03		24/04/23 18:44:19	246,128 2,636,601.16
AEMETIS INC. US00770K2024	3.68	1.52% 0.06		24/04/23 18:44:10	430,650 1,605,900.85
AERIES TECHNOLOGY INC COM... KYG0136H1020	2.27	0.22% 0.01		24/04/23 18:40:03	1,665 3,749.83
AEROVATE THERAPEUTICS INC... US0080641071	23.13	4.33% 0.96		24/04/23 18:39:04	70,335 1,631,821.76
AEROVIRONMENT INC. US0080731088	158.47	5.84% 8.75		24/04/23 18:42:42	328,633 51,518,641.32
AERSALE CORPORATION COM U... US00810F1066	6.6078	-1.38% -0.09		24/04/23 18:39:05	44,543 296,570.64
AERWINS TECHNOLOGIES INC ... US00810J2078	3.50	-0.28% -0.01		24/04/23 18:13:21	28,459 95,327.43
AESTHETIC MEDICAL INT HLD... US00809M1045	0.372	0.46% 0.00		24/04/23 18:43:40	21,472 8,217.58
AETERNA ZENTARIS INC. CA0079755017	1.98	1.28% 0.03		24/04/23 17:24:55	2,266 4,518.23
AETHERIUM ACQUISITION COR... US00809J1016	11.12	-0.36% -0.04		24/04/18 22:30:00	5,566 62,394.18
AETHLON MEDICAL INC US00808Y4061	1.53	3.38% 0.05		24/04/23 17:43:08	16,331 25,140.63
AEYE INC. CLASS A US0081832042	1.05	8.25% 0.08		24/04/23 18:36:43	98,884 99,620.53
AFC GAMMA INC COM USD0.01 US00109K1051	11.85	0.08% 0.01		24/04/23 18:44:03	32,708 389,076.49
AFFIMED N.V. NL0015001ZQ0	5.13	2.60% 0.13		24/04/23 18:38:25	5,643 29,191.50
AFFINITY BANCSHARE COM US... US00832E1038	16.50	-0.60% -0.10		24/04/22 22:30:00	1,160 19,174.83