

NASDAQ COMPOSITE

ISIN: **XC0009694271** WKN: -

Übersicht

23.04.2024 16:11:20

Kurs

15.621,6863

USD

Differenz ↗ 1,10% (170,38)

Stammdaten

ISIN XC0009694271

Symbol -

Land USA

Anzahl der enthaltenen Werte im Index 3372

Index-Typ -

Wertpapierkategorie Index

Top 5

Name	Kurs	+ - (%)	Trend
CYNGN INC....	0,2085	+72,31	↗
OPORTUN FI...	3,1901	+41,78	↗
PALISADE B...	6,78	+37,53	↗
MMTEC INC....	2,1163	+35,66	↗
TRITIUM DC...	1,20	+34,83	↗

Intraday 1W 1M 6M 1J 3J

Flop 5

Name	Kurs	+ - (%)	Trend
LICHEN CHI...	0,5172	-46,61	↘
ABEONA THE...	3,97	-46,06	↘
GREENWAVE ...	0,069	-45,37	↘
LIGHTJUMP ...	1,75	-29,15	↘
TIAN RUIXI...	0,5501	-20,28	↘

Intraday 1W 1M 6M 1J 3J



Die Wertentwicklung der Vergangenheit lässt keine verlässlichen Rückschlüsse auf die zukünftige Entwicklung eines Finanzinstruments zu.

Quelle: FactSet

Aktuellstes Research

Märkte			
Datum		Überschrift	Download
19.04.2024		Week Ahead	Download
19.04.2024		Wochenausblick	Download
12.04.2024		Wochenausblick	Download
12.04.2024		Week Ahead	Download
08.04.2024		Erste Group Research	

**Nähere Infos zu den Ländern &
Regionen**

➤ Märkte nach Region

Details

23.04.2024 16:11:20

Kurs

15.621,6863

USD

Differenz ▲ 1,10% (170,38)

Stammdaten

ISIN	XC0009694271
Symbol	-
Land	USA
Wertpapierkategorie	Index
Anzahl der enthaltenen Werte im Index	3372

Marktdaten

Eröffnung	15.525,5516 USD
Hoch	15.630,4857 USD
Tief	15.510,5850 USD
Schluss Vortag	15.451,3053 USD
Volumen (Mio.)	1.104.238
Volumen (Stück)	-

Performance und Risiko

	6M	1J	3J
Perf (%)	+19,00%	+27,99%	+11,82%
Perf (abs.)	+2.467,50	+3.378,85	+1.632,89
Beta	-	-	-
Volatilität	16,06	16,17	23,15

5J



Die Wertentwicklung der Vergangenheit lässt keine verlässlichen Rückschlüsse auf die zukünftige Entwicklung eines Finanzinstruments zu.

Quelle: FactSet

Kursdaten

Ø Kurs 5 Tage Ø Volumen 5 Tage (Stk.)	15.576,6875 USD (4.311.194)
Ø Kurs 30 Tage Ø Volumen 30 Tage (Stk.)	16.128,0956 USD (4.446.311)
Ø Kurs 100 Tage Ø Volumen 100 Tage (Stk.)	15.501,1914 USD (4.822.234)
Ø Kurs 250 Tage Ø Volumen 250 Tage	14.251,8971 USD (4.471.323)
Hoch seit 1.1. Datum	16.538,8644 USD (21.03.2024)
Tief seit 1.1. Datum	14.477,5681 USD (05.01.2024)
52 Wochen Hoch Datum	16.538,8644 USD (21.03.2024)
52 Wochen Tief Datum	11.798,7734 USD (25.04.2023)

Enthaltene Werte























Name ISIN	Kurs	Diff % Diff /-	Performance	Datum Zeit	Gehandelte Stück Umsatz Geld
1-800-FLOWERS. COM INC. US68243Q1067	9,48	2,71% 0,25		23.04.24 16:10:01	13.650 128.547,54
10X GENOMICS INC. US88025U1097	28,79	3,56% 0,99		23.04.24 16:11:10	179.576 5.057.185,93
111 INC. SPONSORED ADR CL... US68247Q1022	1,1109	4,80% 0,05		23.04.24 16:01:42	460 502,30
180 LIFE SCIENCES CORP. US68236V3024	1,97	9,44% 0,17		23.04.24 16:06:01	3.154 5.974,66
1895 BANCORP OF WISCONSIN... US28253R1059	7,05	0,71% 0,05		22.04.24 22:30:00	343 2.408,52
1ST SOURCE CORP. REGISTER... US3369011032	50,395	0,49% 0,25		23.04.24 16:07:40	2.228 112.200,26
1STDIBS.COM INC. REGISTER... US3205511047	5,50	1,85% 0,10		23.04.24 16:10:05	9.702 53.276,56
22ND CENTURY GROUP INC. US90137F3010	1,64	-0,61% -0,01		23.04.24 16:09:18	32.280 52.723,25
23ANDME INC. REG.SHARES C... US90138Q1085	0,4895	6,32% 0,03		23.04.24 16:11:15	602.451 282.914,17
2SEVENTY BIO INC. US9013841070	4,78	2,80% 0,13		23.04.24 16:10:41	43.713 206.192,44
2U INC. US90214J1016	0,2547	2,17% 0,01		23.04.24 16:11:17	369.339 92.248,66
360 DIGITECH INC. REG.SHS... US88557W1018	18,39	0,55% 0,10		23.04.24 16:10:28	97.083 1.787.265,89
36KR HOLDINGS INC. REG.SH... US88429K1034	0,362	-2,20% -0,01		22.04.24 22:30:01	7.096 2.661,94
374WATER INC. REGISTERED ... US88583P1049	1,23	-1,60% -0,02		23.04.24 16:10:43	22.165 27.665,67
4D MOLECULAR THERAPEUTICS... US35104E1001	26,35	-0,15% -0,04		23.04.24 16:10:38	181.358 4.819.099,52
5E ADVANCED MATERIALS INC... US33830Q1094	1,15	-4,17% -0,05		23.04.24 16:07:40	1.199 1.389,10
60 DEGREES PHARMA. INC RE... US83006G1040	0,2514	0,08% 0,00		23.04.24 16:00:43	85.938 22.515,03
89BIO INC. REGISTERED SHA... US2825591033	9,31	0,00% 0,00		23.04.24 16:11:06	48.048 449.876,28
8X8 INC. US2829141009	2,35	6,82% 0,15		23.04.24 16:11:06	158.072 363.448,57
908 DEVICES INC. REGISTER... US65443P1021	5,865	4,92% 0,28		23.04.24 16:09:09	12.432 72.374,32
99 ACQUISITION GROUP INC.... US65445K1016	10,37	0,10% 0,01		22.04.24 22:30:00	10.659 110.480,76
9F INC. ADR CLASS A US65442R2085	3,36	23,99% 0,65		23.04.24 16:06:34	33.355 113.161,73
A SPAC I ACQUISITION CORP... VGG0544E1051	1,6333	27,60% 0,35		23.04.24 16:11:23	11.357.192 18.439.239,55

A SPAC II ACQUISITION COR... VGG0543H1091	11,08	0,00% 0,00		22.04.24 22:30:00	2.678 29.673,24
A-MARK PRECIOUS METALS IN... US00181T1079	38,03	2,20% 0,82	■	23.04.24 16:10:47	51.580 1.949.604,62
A2Z SMART TECHNOLOGIES CO... CA00249W1005	0,4316	7,88% 0,03	■	23.04.24 16:11:18	9.420 4.002,17
AAI BIOSCIENCE INC. US00032Q1040	1,95	2,63% 0,05	■	23.04.24 16:09:13	6.785 13.127,29
AAON INC. US0003602069	87,445	0,82% 0,72	■	23.04.24 16:11:14	11.704 1.022.776,48
ABELLERA BIOLOGICS INC. CA00288U1066	4,26	6,23% 0,25	■	23.04.24 16:11:09	291.742 1.202.073,84
ABEONA THERAPEUTICS INC US00289Y2063	3,975	-45,99% -3,39		23.04.24 16:11:23	1.275.278 5.091.194,85
ABITS GROUP INC. VGG6S34K1052	0,73	-0,83% -0,01		23.04.24 15:57:16	13.162 9.695,79
ABIVAX S.A. ACTIONS AU PO... US00370M1036	16,21	3,31% 0,52	■	23.04.24 16:03:19	15.927 254.515,39
ABLE VIEW GLOBAL INC. REG... KYG1149B1086	1,60	-0,62% -0,01		23.04.24 16:01:39	6.415 10.273,69
ABSCI CORP. REGISTERED SH... US00091E1091	4,86	7,76% 0,35	■	23.04.24 16:10:49	197.658 938.359,61
ABVC BIOPHARMA INC. US00091F3047	1,0699	2,88% 0,03	■	23.04.24 16:11:23	168.731 175.429,18
AC IMMUNE SA CH0329023102	2,44	0,83% 0,02	■	23.04.24 16:11:19	3.851 9.526,53
ACACIA RESEARCH CORP US0038813079	5,035	1,51% 0,08	■	23.04.24 16:11:21	21.396 107.297,80
ACADEMY SPORTS & OUTDOORS... US00402L1070	58,89	2,52% 1,45	■	23.04.24 16:11:23	278.050 16.392.397,22
ACADIA HEALTHCARE CORP IN... US00404A1097	70,76	0,71% 0,50	■	23.04.24 16:11:20	27.688 1.958.773,34
ACADIA PHARMACEUTICALS IN... US0042251084	17,06	0,41% 0,07	■	23.04.24 16:11:21	70.723 1.211.954,54
ACASTI PHARMA INC. CA00430K8656	2,8501	0,00% 0,00		23.04.24 15:52:40	563 1.607,61
ACCELERATE DIAGNOSTICS IN... US00430H2013	0,8888	0,16% 0,00		23.04.24 15:54:23	1.089 970,98
ACCOLADE INC. US00437E1029	9,49	3,04% 0,28	■	23.04.24 16:11:12	53.674 503.543,80
ACCURAY INC. US0043971052	2,205	1,61% 0,04	■	23.04.24 16:09:20	91.003 201.987,77
ACE GLOBAL BUSINESS ACQ. ... VGG0083E1025	12,10	-0,49% -0,06		18.04.24 22:30:00	100 1.210,00
ACELYRIN INC. REGISTERED ... US00445A1007	4,795	-0,52% -0,03		23.04.24 16:11:19	730.739 3.526.259,29
ACHARI VENTURES HOLDINGS ... US00444X1019	11,01	0,82% 0,09	■	18.04.24 17:54:06	218 2.401,56
ACHIEVE LIFE SCIENCES INC... US0044685008	4,3801	-0,68% -0,03		23.04.24 16:05:38	11.080 48.572,33
ACHILLES THERAPEUTICS PLC... US00449L1026	0,8247	4,39% 0,03	■	23.04.24 16:11:04	20.043 16.493,26
ACI WORLDWIDE INC. US0044981019	33,00	2,33% 0,75	■	23.04.24 16:11:23	43.453 1.426.427,45
ACLARION INC. REG.SHARES ...	0,281	2,18%	■	23.04.24	9.835

NASDAQ COMPOSITE

US6551872012		0,01		16:06:52	2.815,83
ACLARIS THERAPEUTICS INC. US00461U1051	1,22	0,00% 0,00		23.04.24 16:10:41	75.678 93.638,83
ACM RESEARCH INC. US00108J1097	26,23	1,86% 0,48		23.04.24 16:11:06	141.430 3.709.634,83
ACNB CORP. REGISTERED SHA... US0008681092	34,13	-1,81% -0,63		23.04.24 15:43:11	133 4.554,58
ACORDA THERAPEUTICS INC. US00484M7002	0,46	0,00% 0,00		23.04.24 15:33:14	2.231 1.033,18
ACRI CAPITAL ACQ. CORP. R... US00501A1016	11,21	-0,36% -0,04		16.04.24 22:30:00	24.300 273.008,00
ACRIVON THERAPEUTICS INC.... US0048901096	9,42	-0,95% -0,09		23.04.24 16:11:08	32.129 305.004,56
ACTELIS NETWORKS INC. REG... US00503R4092	0,8299	13,65% 0,10		23.04.24 15:47:27	451 356,17
ACUMEN PHARMACEUTICALS IN... US00509G2093	3,285	4,95% 0,16		23.04.24 16:10:04	68.327 221.916,55
ACURX PHARMACEUTICALS INC... US00510M1045	2,01	1,52% 0,03		23.04.24 16:02:11	1.001 1.977,61
ACUTUS MEDICAL INC. REGIS... US0051111096	0,165	-1,55% -0,00		23.04.24 16:08:37	14.281 2.381,58
ACV AUCTIONS INC. REG.SHA... US00091G1040	17,99	2,80% 0,49		23.04.24 16:11:17	101.116 1.810.795,95
ADAGENE INC. SP. ADR US0053291078	2,71	-0,73% -0,02		23.04.24 15:36:55	751 1.995,76
ADAMAS ONE CORP. REGISTER... US00548H1014	0,3601	2,74% 0,01		23.04.24 16:04:03	2.900 1.044,55
ADAPTHEALTH CORP. REGISTE... US00653Q1022	10,13	5,52% 0,53		23.04.24 16:11:05	111.323 1.105.854,61
ADAPTIMMUNE THERAPEUTICS ... US00653A1079	1,07	5,94% 0,06		23.04.24 16:11:08	127.014 133.082,51
ADAPTIVE BIOTECHNOLOGIES ... US00650F1093	2,71	7,97% 0,20		23.04.24 16:11:19	189.531 489.280,75
ADDENTAX GROUP CORP. REGI... US00653L3015	0,9003	-0,34% -0,00		22.04.24 22:30:00	4.851 4.309,83
ADDEX THERAPEUTICS SA NAM... US00654J2069	18,55	-3,79% -0,73		23.04.24 15:52:56	1.636 30.445,85
ADDUS HOMECARE CORP US0067391062	93,30	-0,20% -0,19		23.04.24 16:09:58	63.327 5.842.585,99
ADEIA INC. US00676P1075	10,28	3,11% 0,31		23.04.24 16:11:21	29.279 298.547,83
ADIAL PHARMACEUTICALS INC... US00688A2050	1,829	-3,74% -0,07		23.04.24 16:10:12	175.878 319.517,51
ADICET BIO INC. US0070021086	2,172	8,60% 0,17		23.04.24 16:11:23	633.320 1.391.354,27
ADITXT INC. REGISTERED SH... US0070256047	2,2703	2,27% 0,05		23.04.24 16:02:43	11.441 26.046,62
ADLAI NORTYE LTD REG.SHAR... US00704R1095	13,60	-5,69% -0,82		23.04.24 15:31:48	498 6.897,53
ADMA BIOLOGICS INC. REGIS... US0008991046	6,33	2,10% 0,13		23.04.24 16:11:15	99.468 626.288,26
ADOBE INC. US00724F1012	468,70	0,39% 1,81		23.04.24 16:11:22	282.988 132.869.006,71
ADS-TEC ENERGY PLC IE000DU292E6	10,78	-1,10% -0,12		23.04.24 16:01:29	583 6.306,79

NASDAQ COMPOSITE

ADTHEORENT HOLDING CO. IN... US00739D1090	3,18	0,32% 0,01		23.04.24 16:11:16	263.629 836.802,32
ADTRAN HOLDINGS INC. US00486H1059	4,835	2,00% 0,10		23.04.24 16:11:06	84.906 402.423,30
ADVANCED EMISSIONS SOLUTI... US00770C1018	6,825	3,25% 0,22		23.04.24 16:08:25	16.749 112.707,67
ADVANCED ENERGY INDS INC. US0079731008	92,62	1,75% 1,59		23.04.24 16:09:43	4.727 435.312,43
ADVANCED HEALTH INTELLI. ... US00777C2035	1,50	-2,55% -0,04		31.01.24 21:52:11	7.661 11.398,09
ADVANCED MICRO DEVICES IN... US0079031078	151,3099	1,80% 2,67		23.04.24 16:11:23	11.421.417 1.733.709.487,61
ADVANTAGE SOLUTIONS INC. ... US00791N1028	4,625	3,01% 0,14		23.04.24 16:11:21	69.952 322.364,75
ADVENT TECHNOLOGIES HOLDI... US00788A1051	0,1662	0,73% 0,00		23.04.24 16:02:27	67.135 10.977,01
ADVERUM BIOTECHNOLOGIES I... US00773U2078	11,62	2,47% 0,28		23.04.24 16:11:22	10.516 121.524,76
AEGLEA BIO THERAPEUTICS I... US00773J2024	35,34	6,14% 2,05		23.04.24 16:11:11	20.466 709.999,03
AEHR TEST SYSTEMS US00760J1088	10,7501	1,51% 0,16		23.04.24 16:11:11	58.338 626.075,13
AEMETIS INC. US00770K2024	3,80	4,83% 0,18		23.04.24 16:11:05	149.646 566.565,86
AERIES TECHNOLOGY INC. RE... KYG0136H1020	2,30	1,55% 0,04		23.04.24 15:52:49	926 2.071,89
AEROVATE THERAPEUTICS INC... US0080641071	22,60	1,94% 0,43		23.04.24 16:11:07	7.306 161.319,47
AEROVIRONMENT INC. US0080731088	155,98	4,18% 6,26		23.04.24 16:11:21	98.387 15.316.044,98
AERSALE CORP. REGISTERED ... US00810F1066	6,73	0,45% 0,03		23.04.24 16:10:58	11.570 77.902,55
AERWINS TECHNOLOGIES INC.... US00810J2078	3,2401	-7,69% -0,27		23.04.24 16:05:21	13.735 45.317,10
AESTHETIC MEDICAL INTERNA... US00809M1045	0,3785	2,21% 0,01		23.04.24 16:06:59	3.762 1.517,22
AETERNA ZENTARIS INC. CA0079755017	2,02	3,32% 0,07		23.04.24 15:58:58	1.180 2.373,28
AETHERIUM ACQUISITION COR... US00809J1016	11,12	-0,36% -0,04		18.04.24 22:30:00	5.566 62.394,18
AETHLON MEDICAL INC US00808Y4061	1,535	3,72% 0,06		23.04.24 16:05:48	2.226 3.340,43
AEYE INC. CLASS A US0081832042	0,9966	2,74% 0,03		23.04.24 16:06:09	38.267 38.061,94