

DOW JONES AVERAGES

ISIN: **US2605661048** WKN: -

Overview

2024/07/26 23:09:23

Price

40,589.34 USD

Difference ▲ 1.64% (654.27)

General attributes

ISIN US2605661048

Symbol -

Country USA

Instruments in index 30

Type of index Price Index

Security type Index

Top 5

Name	Price	+ - (%)	Trend
3M COMPANY	127.16	+22.99	▲
SALESFORCE...	262.71	+2.41	▲
AMERICAN E...	245.89	+2.38	▲
VISA INC.	259.46	+2.25	▲
TRAVELERS ...	213.85	+2.21	▲

Intraday 1w 1m 6m 1y 3y

Flop 5

Name	Price	+ - (%)	Trend
MERCK & CO...	125.26	-0.47	▼
WALMART IN...	69.78	-0.34	▼
INTERNATIO...	191.75	-0.12	▼

Intraday 1w 1m 6m 1y 3y



More information on countries & regions

[➤ Markets by Region](#)



Information about previous performance does not guarantee future performance.
Source: FactSet

Recent research

on market		
Date	Headline	Download
2024/07/26	Equity Weekly	Download
2024/07/26	Week Ahead	Download
2024/07/26	Wochenausblick	Download
2024/07/24	Global Equity Ratings	Download
2024/07/24	Aktienempfehlungen Global	Download

Details

2024/07/26 23:09:23

Price

40,589.34 USDDifference  1.64% (654.27)

General attributes

ISIN US2605661048

Symbol -

Country USA

Security type Index

Instruments in index 30

Market data

Open 40,140.86 USD

High 40,753.83 USD

Low 40,140.86 USD

Close (prev. day) 39,935.07 USD

Trading volume (m) 334,454,548

Volume (pcs) -

Performance and Risk

	6m	1y	3y
Perf (%)	+6.82%	+14.96%	+15.49%
Perf (abs.)	+2,591.57	+5,283.07	+5,445.03
Beta	-	-	-
Volatility	10.25	9.51	14.64

























Information about previous performance does not guarantee future performance.

Source: FactSet

Price data

Ø price 5 days Ø volume 5 days (pcs.)	40,230.36 USD (353,656,964)
Ø price 30 days Ø volume 30 days (pcs.)	39,627.84 USD (374,060,729)
Ø price 100 days Ø volume 100 days (pcs.)	39,043.37 USD (360,569,240)
Ø price 250 days Ø volume 250 days (pcs.)	37,005.44 USD (333,822,018)
YTD High date	41,376.00 USD (2024/07/18)
YTD Low date	37,371.66 USD (2024/01/17)
52 Weeks High date	41,376.00 USD (2024/07/18)
52 Weeks Low date	32,787.56 USD (2023/10/27)

Composition

Name  ISIN	Price	Diff %  Diff +/-	Performance 	Date Time	Turnover Pc.  Turnover Money 
3M COMPANY US88579Y1010	127.16	22.99% 23.77		24/07/26 22:00:02	32,748,920 4,015,191,120.12
AMAZON.COM INC. US0231351067	182.50	1.47% 2.65		24/07/26 22:00:00	29,505,964 5,369,624,293.77
AMERICAN EXPRESS CO US0258161092	245.89	2.38% 5.71		24/07/26 22:00:02	2,174,459 532,847,382.53
AMGEN INC. US0311621009	334.85	0.16% 0.55		24/07/26 22:00:00	1,515,471 508,072,409.89
APPLE INC US0378331005	217.96	0.22% 0.47		24/07/26 22:00:00	41,601,345 9,065,009,117.79
BOEING CO., THE US0970231058	186.89	1.38% 2.54		24/07/26 22:00:02	6,271,995 1,175,695,175.05
CATERPILLAR INC US1491231015	350.48	1.79% 6.18		24/07/26 22:00:02	1,894,930 663,629,970.88
CHEVRON CORPORATION US1667641005	157.84	0.19% 0.30		24/07/26 22:00:02	5,232,519 827,262,751.48
CISCO SYSTEMS INC US17275R1023	47.88	1.35% 0.64		24/07/26 22:00:00	16,104,855 769,729,560.88
COCA-COLA CO US1912161007	67.05	1.48% 0.98		24/07/26 22:00:02	13,530,071 904,311,565.27
DOW INC. US2605571031	52.86	0.02% 0.01		24/07/26 22:00:02	4,087,414 215,938,168.00
GOLDMAN SACHS GROUP INC US38141G1040	499.03	1.49% 7.32		24/07/26 22:00:02	2,249,857 1,124,144,071.43
HOME DEPOT INC., THE US4370761029	359.51	1.76% 6.22		24/07/26 22:00:02	2,439,246 877,027,450.61
HONEYWELL INTERNATIONAL I... US4385161066	202.74	0.14% 0.29		24/07/26 22:00:00	7,452,531 1,508,028,320.90
INTEL CORP. US4581401001	31.35	0.80% 0.25		24/07/26 22:00:00	38,352,543 1,200,901,861.15
INTERNATIONAL BUS MACHINE... US4592001014	191.75	-0.12% -0.23		24/07/26 22:00:02	4,294,875 823,965,444.96
JOHNSON & JOHNSON US4781601046	160.64	0.63% 1.00		24/07/26 22:00:02	8,356,878 1,344,395,162.36
JPMORGAN CHASE & CO US46625H1005	212.24	1.71% 3.57		24/07/26 22:00:02	8,027,787 1,702,780,542.21
MCDONALD'S CORPORATION CO... US5801351017	252.00	0.21% 0.54		24/07/26 22:00:02	4,002,852 1,010,577,762.21
MERCK & CO. INC. US58933Y1055	125.26	-0.47% -0.59		24/07/26 22:00:02	6,467,036 814,620,469.50
MICROSOFT CORP. US5949181045	425.27	1.64% 6.87		24/07/26 22:00:00	23,583,839 10,005,811,725.57
NIKE INC. 'B' US6541061031	72.56	1.61% 1.15		24/07/26 22:00:02	8,891,986 644,090,189.41
PROCTER & GAMBLE CO US7427181091	169.11	1.32% 2.21		24/07/26 22:00:02	5,581,557 941,584,930.90
SALESFORCE INC. US79466L3024	262.71	2.41% 6.19		24/07/26 22:00:02	6,127,323 1,607,368,672.14
TRAVELERS COMPANIES INC (... US89417E1091	213.85	2.21% 4.62		24/07/26 22:00:02	1,220,457 260,923,547.75

DOW JONES AVERAGES

UNITEDHEALTH GROUP INC. US91324P1021	569.72	1.79% 10.04	■	24/07/26 22:00:02	3,202,023 1,832,254,715.92
VERIZON COMMUNICATIONS IN... US92343V1044	40.09	0.35% 0.14		24/07/26 22:00:02	15,911,465 637,176,816.55
VISA INC. US92826C8394	259.46	2.25% 5.72	■	24/07/26 22:00:02	7,062,213 1,831,688,729.82
WALMART INC. US9311421039	69.78	-0.34% -0.24		24/07/26 22:00:01	16,789,306 1,169,267,896.67
WALT DISNEY COMPANY (THE) US2546871060	89.93	0.81% 0.72		24/07/26 22:00:02	11,301,857 1,016,342,636.08