

DOW JONES AVERAGES

ISIN: **US2605661048** WKN: -

Overview

2024/05/03 17:34:24

Price

38,630.68 USDDifference  1.06% (405.02)

General attributes

ISIN US2605661048

Symbol -

Country USA

Instruments in index 30

Type of index Price Index

Security type Index

Market data

Open 38,709.36 USD

High 38,808.52 USD

Low 38,518.28 USD

Close (prev. day) 38,225.66 USD

Trading volume (m) 166,625,082

Volume (pcs) 21,147,605,002

Top 5

Name 	Price	+ - (%)	Trend 
AMGEN INC.	315.315	+13.26	
APPLE INC	184.84	+6.83	
MICROSOFT ...	405.99	+2.05	
HOME DEPOT...	341.10	+1.66	
GOLDMAN SA...	439.26	+1.55	

Intraday **1w** 1m 6m 1y 3y

Flop 5

Name 	Price	+ - (%)	Trend 
CHEVRON CO...	157.98	-1.71	
MCDONALD'S...	270.0514	-1.18	
JOHNSON & ...	148.56	-0.91	
UNITEDHEAL...	488.66	-0.87	














5y

Information about previous performance does not guarantee future performance.

Source: FactSet

Recent research

on market			Download
Date	Headline		
2024/05/03	 Week Ahead		
2024/05/03	 Wochenausblick		
2024/05/02	 FX markets reflect uncertain interest rate outlook		
2024/05/02	 FX-Märkte spiegeln unsicheres Zinsumfeld wider		
2024/05/02	 Fed continues to wait for price pressure to ease		

TRAVELERS ... 212.59 -0.83 

Intraday 1w 1m 6m 1y 3y

Futures and Options

Related Futures -

Related Options -

Details

2024/05/03 17:34:24

Price

38,630.68 USD

Difference



1.06% (405.02)

General attributes

ISIN US2605661048

Symbol -

Country USA

Security type Index

Instruments in index 30

Market data

Open 38,709.36 USD

High 38,808.52 USD

Low 38,518.28 USD

Close (prev. day) 38,225.66 USD

Trading volume (m) 166,625,082

Volume (pcs) 21,147,605,002

Performance and Risk

	6m	1y	3y
Perf (%)	+14.28%	+14.32%	+12.84%
Perf (abs.)	+4,775.63	+4,789.00	+4,350.81
Beta	-	-	-
Volatility	8.67	9.33	14.72

40,000.00

35,000.00

30,000.00

25,000.00

20,000.00

2020

2021

2022

2023

2024

5y

Information about previous performance does not guarantee future performance.

Source: FactSet

Price data

Ø price 5 days Ø volume 5 days (pcs.)	38,114.12 USD (401,860,429)
Ø price 30 days Ø volume 30 days (pcs.)	38,541.74 USD (357,965,168)
Ø price 100 days Ø volume 100 days (pcs.)	38,139.53 USD (343,942,133)
Ø price 250 days Ø volume 250 days (pcs.)	35,715.92 USD (325,733,616)
YTD High date	39,807.93 USD (2024/04/01)
YTD Low date	37,371.66 USD (2024/01/17)
52 Weeks High date	39,807.93 USD (2024/04/01)
52 Weeks Low date	32,787.56 USD (2023/10/27)

Composition

Name  ISIN	Price	Diff %  Diff +/-	Performance 	Date Time	Turnover Pc.  Turnover Money 
3M COMPANY US88579Y1010	97.06	0.26% 0.25		24/05/03 17:34:21	1,288,167 125,362,715.32
AMAZON.COM INC. US0231351067	186.3401	0.88% 1.62		24/05/03 17:34:24	19,451,905 3,628,943,065.99
AMERICAN EXPRESS CO US0258161092	230.695	-0.78% -1.81		24/05/03 17:34:24	1,192,905 275,381,489.79
AMGEN INC. US0311621009	315.315	13.26% 36.92		24/05/03 17:34:24	5,127,790 1,612,739,676.83
APPLE INC US0378331005	184.8362	6.82% 11.81		24/05/03 17:34:25	74,948,044 13,838,905,760.88
BOEING CO., THE US0970231058	179.06	0.12% 0.21		24/05/03 17:34:21	2,000,817 358,196,756.87
CATERPILLAR INC US1491231015	336.39	0.28% 0.95		24/05/03 17:34:21	597,325 201,742,526.13
CHEVRON CORPORATION US1667641005	157.98	-1.71% -2.75		24/05/03 17:34:22	3,369,127 533,944,634.43
CISCO SYSTEMS INC US17275R1023	46.90	0.24% 0.11		24/05/03 17:34:24	3,940,590 185,701,669.34
COCA-COLA CO US1912161007	61.9171	-0.12% -0.07		24/05/03 17:34:24	2,962,197 183,238,436.17
DOW INC. US2605571031	56.89	0.11% 0.06		24/05/03 17:34:17	722,581 41,185,594.87
GOLDMAN SACHS GROUP INC US38141G1040	439.26	1.55% 6.69		24/05/03 17:34:22	906,524 398,033,171.06
HOME DEPOT INC., THE US4370761029	341.10	1.66% 5.57		24/05/03 17:34:09	1,816,080 625,218,774.00
HONEYWELL INTERNATIONAL I... US4385161066	194.95	0.68% 1.31		24/05/03 17:34:04	743,672 144,531,767.36
INTEL CORP. US4581401001	30.8513	1.12% 0.34		24/05/03 17:34:25	14,250,478 440,358,483.55
INTERNATIONAL BUS MACHINE... US4592001014	165.92	0.75% 1.23		24/05/03 17:33:45	906,723 150,161,621.20
JOHNSON & JOHNSON US4781601046	148.56	-0.91% -1.36		24/05/03 17:34:21	2,166,784 322,058,524.03
JPMORGAN CHASE & CO US46625H1005	190.50	-0.61% -1.16		24/05/03 17:34:24	3,546,191 674,261,182.68
MCDONALD'S CORPORATION CO... US5801351017	270.0514	-1.18% -3.23		24/05/03 17:34:20	950,859 257,312,099.68
MERCK & CO. INC. US58933Y1055	127.75	-0.40% -0.51		24/05/03 17:34:21	1,420,814 181,381,687.62
MICROSOFT CORP. US5949181045	405.99	2.05% 8.15		24/05/03 17:34:22	6,912,893 2,797,837,223.23
NIKE INC. 'B' US6541061031	91.98	-0.47% -0.43		24/05/03 17:34:19	1,947,147 180,426,466.77
PROCTER & GAMBLE CO US7427181091	163.13	-0.43% -0.71		24/05/03 17:34:25	1,788,745 291,343,017.54
SALESFORCE INC. US79466L3024	275.78	1.34% 3.65		24/05/03 17:34:18	1,271,253 350,739,365.59
TRAVELERS COMPANIES INC (... US89417E1091	212.59	-0.83% -1.78		24/05/03 17:33:59	293,262 62,179,365.93

DOW JONES AVERAGES

UNITEDHEALTH GROUP INC. US91324P1021	488.66	-0.87% -4.31		24/05/03 17:34:19	908,105 443,703,544.92
VERIZON COMMUNICATIONS IN... US92343V1044	38.935	0.01% 0.01		24/05/03 17:34:24	4,228,895 164,429,354.06
VISA INC. US92826C8394	268.29	0.25% 0.68		24/05/03 17:34:11	1,401,037 375,301,528.34
WALMART INC. US9311421039	59.375	-0.56% -0.34		24/05/03 17:34:24	3,331,834 197,702,609.75
WALT DISNEY COMPANY (THE) US2546871060	113.205	0.52% 0.59		24/05/03 17:34:21	2,242,503 254,153,715.06