

## DOW JONES AVERAGES

ISIN: **US2605661048** WKN: -

## Overview

2024/05/02 23:40:58

Price

**38,225.66** USDDifference  0.85% (322.37)

## General attributes

ISIN US2605661048

Symbol -

Country USA

Instruments in index 30

Type of index Price Index

Security type Index

## Market data

Open 38,075.65 USD

High 38,295.29 USD

Low 37,895.66 USD

Close (prev. day) 37,903.29 USD

Trading volume (m) 384,740,835

Volume (pcs) -



Information about previous performance does not guarantee future performance.

Source: FactSet

## Top 5

Name 	Price	+ - (%) 	Trend 
BOEING CO....	178.85	+4.29 	
AMAZON.COM...	184.72	+3.28 	
APPLE INC	173.18	+2.29 	
NIKE INC. ...	92.41	+2.29 	
WALT DISNE...	112.62	+1.94 	

Intraday 1w 1m 6m 1y 3y












## Flop 5

Name 	Price	+ - (%) 	Trend 
3M COMPANY	96.81	-1.66 	
HONEYWELL ...	193.64	-0.85 	
JOHNSON & ...	149.92	-0.83 	
DOW INC.	56.83	-0.70 	
VERIZON CO...	38.93	-0.69 	

Intraday 1w 1m 6m 1y 3y

## Recent research

## on market

Date	Headline	Download 
2024/05/02	 FX markets reflect uncertain interest rate outlook	
2024/05/02	 FX-Märkte spiegeln unsicheres Zinsumfeld wider	
2024/05/02	 Fed continues to wait for price pressure to ease	
2024/05/02	 Fed wartet weiter auf Rückgang des Preisdrucks	
2024/04/29	 Wie reagiert die Fed auf die jüngsten Daten?	

**Futures and Options**

**Related Futures** -

**Related Options** -

## Details

2024/05/02 23:40:58

Price

**38,225.66** USDDifference  0.85% (322.37)

## General attributes

ISIN US2605661048

Symbol -

Country USA

Security type Index

Instruments in index 30

## Market data

Open 38,075.65 USD

High 38,295.29 USD

Low 37,895.66 USD

Close (prev. day) 37,903.29 USD

Trading volume (m) 384,740,835

Volume (pcs) -

## Performance and Risk

	6m	1y	3y
Perf (%)	+14.28%	+14.32%	+12.84%
Perf (abs.)	+4,775.63	+4,789.00	+4,350.81
Beta	-	-	-
Volatility	8.67	9.33	14.72



Information about previous performance does not guarantee future performance.

Source: FactSet

## Price data

Ø price 5 days   Ø volume 5 days (pcs.)	38,114.12 USD (401,860,429)
Ø price 30 days   Ø volume 30 days (pcs.)	38,541.74 USD (357,965,168)
Ø price 100 days   Ø volume 100 days (pcs.)	38,139.53 USD (343,942,133)
Ø price 250 days   Ø volume 250 days (pcs.)	35,715.92 USD (325,733,616)
YTD High   date	39,807.93 USD (2024/04/01)
YTD Low   date	37,371.66 USD (2024/01/17)
52 Weeks High   date	39,807.93 USD (2024/04/01)
52 Weeks Low   date	32,787.56 USD (2023/10/27)

## Composition

Name  ISIN	Price	Diff %  Diff +/-	Performance 	Date Time	Turnover Pc.  Turnover Money 
3M COMPANY US88579Y1010	96.81	-1.66% -1.63		24/05/02 22:01:19	6,317,061 613,785,851.46
AMAZON.COM INC. US0231351067	184.72	3.28% 5.86		24/05/02 22:00:00	54,303,510 9,948,061,641.94
AMERICAN EXPRESS CO US0258161092	232.50	0.45% 1.04		24/05/02 22:02:44	2,734,874 635,684,529.52
AMGEN INC. US0311621009	278.39	0.36% 0.99		24/05/02 22:00:00	3,177,473 897,537,189.33
APPLE INC US0378331005	173.18	2.29% 3.88		24/05/02 22:00:01	94,214,915 16,442,760,239.11
BOEING CO., THE US0970231058	178.85	4.29% 7.35		24/05/02 22:00:02	10,223,730 1,808,068,259.38
CATERPILLAR INC US1491231015	335.44	1.32% 4.37		24/05/02 22:00:02	2,492,004 832,468,955.75
CHEVRON CORPORATION US1667641005	160.73	0.69% 1.10		24/05/02 22:01:13	8,597,124 1,383,834,788.12
CISCO SYSTEMS INC US17275R1023	46.79	-0.11% -0.05		24/05/02 22:00:00	15,441,652 722,461,695.96
COCA-COLA CO US1912161007	61.99	0.10% 0.06		24/05/02 22:00:02	10,991,304 682,742,988.95
DOW INC. US2605571031	56.83	-0.70% -0.40		24/05/02 22:00:02	4,453,050 253,021,379.88
GOLDMAN SACHS GROUP INC US38141G1040	432.57	1.32% 5.62		24/05/02 22:00:02	2,087,512 900,584,689.51
HOME DEPOT INC., THE US4370761029	335.53	1.07% 3.56		24/05/02 22:00:02	3,213,554 1,074,757,082.09
HONEYWELL INTERNATIONAL I... US4385161066	193.64	-0.85% -1.66		24/05/02 22:00:00	3,418,699 662,216,092.12
INTEL CORP. US4581401001	30.515	0.53% 0.16		24/05/02 22:00:01	50,899,442 1,548,401,936.68
INTERNATIONAL BUS MACHINE... US4592001014	164.69	0.23% 0.38		24/05/02 22:00:02	3,829,853 628,069,942.84
JOHNSON & JOHNSON US4781601046	149.92	-0.83% -1.26		24/05/02 22:00:02	8,459,796 1,268,049,485.40
JPMORGAN CHASE & CO US46625H1005	191.66	-0.10% -0.20		24/05/02 22:00:02	6,501,657 1,243,404,543.81
MCDONALD'S CORPORATION CO... US5801351017	273.28	-0.39% -1.06		24/05/02 22:00:02	3,083,956 845,664,653.49
MERCK & CO. INC. US58933Y1055	128.26	-0.43% -0.56		24/05/02 22:00:09	7,422,542 954,545,653.44
MICROSOFT CORP. US5949181045	397.84	0.69% 2.72		24/05/02 22:00:00	17,709,364 7,036,106,662.36
NIKE INC. 'B' US6541061031	92.41	2.29% 2.07		24/05/02 22:00:02	7,333,343 674,500,333.96
PROCTER & GAMBLE CO US7427181091	163.84	0.27% 0.44		24/05/02 22:00:02	5,647,490 925,502,764.83
SALESFORCE INC. US79466L3024	272.13	1.28% 3.44		24/05/02 22:00:02	3,859,883 1,047,329,523.17
TRAVELERS COMPANIES INC (... US89417E1091	214.37	0.57% 1.22		24/05/02 22:00:01	1,001,436 214,288,267.08

## DOW JONES AVERAGES

UNITEDHEALTH GROUP INC. US91324P1021	492.97	1.83% 8.86	■	24/05/02 22:00:01	3,561,404 1,749,540,267.39
VERIZON COMMUNICATIONS IN... US92343V1044	38.93	-0.69% -0.27	■	24/05/02 22:00:01	17,394,935 677,501,500.00
VISA INC. US92826C8394	267.61	0.12% 0.32		24/05/02 22:00:02	5,061,698 1,355,352,883.96
WALMART INC. US9311421039	59.71	1.51% 0.89	■	24/05/02 22:00:01	17,574,115 1,045,292,937.64
WALT DISNEY COMPANY (THE) US2546871060	112.62	1.94% 2.14	■	24/05/02 22:01:09	6,799,805 761,484,523.60