

## DOW JONES AVERAGES

ISIN: **US2605661048** WKN: -

## Overview

2024/04/30 22:20:01

Price

**37,815.92** USDDifference  -1.49% (-570.17)

## General attributes

ISIN US2605661048

Symbol -

Country USA

Instruments in index 30

Type of index Price Index

Security type Index

## Market data

Open 38,337.40 USD

High 38,337.40 USD

Low 37,810.12 USD

Close (prev. day) 38,386.09 USD

Trading volume (m) 448,530,188

Volume (pcs) 7,720,424,070

## Top 5

Name	Price	+ - (%)	Trend
3M COMPANY	96.51	+4.72	
PROCTER & ...	163.20	+0.95	

Intraday 1w 1m 6m 1y 3y

## Flop 5

Name	Price	+ - (%)	Trend
CATERPILLA...	334.57	-4.35	
AMAZON.COM...	175.00	-3.29	
BOEING CO....	167.84	-3.26	
MICROSOFT ...	389.33	-3.21	
CHEVRON CO...	161.27	-3.04	

Intraday 1w 1m 6m 1y 3y

## Futures and Options

Related Futures -

Related Options -



Information about previous performance does not guarantee future performance.

Source: FactSet

## Recent research

on market

Date	Headline	Download
2024/04/29	 Wie reagiert die Fed auf die jüngsten Daten?	
2024/04/26	 Week Ahead	
2024/04/26	 Wochenausblick	
2024/04/26	 Global Equity Ratings	
2024/04/26	 Aktienempfehlungen Global	

## Details

2024/04/30 22:20:01

Price

**37,815.92** USDDifference  -1.49% (-570.17)

## General attributes

ISIN US2605661048

Symbol -

Country USA

Security type Index

Instruments in index 30

## Market data

Open 38,337.40 USD

High 38,337.40 USD

Low 37,810.12 USD

Close (prev. day) 38,386.09 USD

Trading volume (m) 448,530,188

Volume (pcs) 7,720,424,070

## Performance and Risk

	6m	1y	3y
Perf (%)	+18.74%	+13.81%	+12.70%
Perf (abs.)	+6,058.89	+4,657.69	+4,325.73
Beta	-	-	-
Volatility	8.75	9.36	14.71









Information about previous performance does not guarantee future performance.

Source: FactSet

## Price data

Ø price 5 days   Ø volume 5 days (pcs.)	38,335.23 USD (367,321,921)
Ø price 30 days   Ø volume 30 days (pcs.)	38,627.26 USD (349,093,585)
Ø price 100 days   Ø volume 100 days (pcs.)	38,080.65 USD (340,166,809)
Ø price 250 days   Ø volume 250 days (pcs.)	35,659.22 USD (324,228,299)
YTD High   date	39,807.93 USD (2024/04/01)
YTD Low   date	37,371.66 USD (2024/01/17)
52 Weeks High   date	39,807.93 USD (2024/04/01)
52 Weeks Low   date	32,787.56 USD (2023/10/27)

## Composition

Name  ISIN 	Price	Diff %  Diff +/- 	Performance 	Date  Time 	Turnover Pc.  Turnover Money 
3M COMPANY US88579Y1010	96.51	4.72% 4.35		24/04/30 22:02:33	16,675,487 1,604,281,399.51
AMAZON.COM INC. US0231351067	175.00	-3.29% -5.96		24/04/30 22:00:00	87,710,993 15,684,307,890.43
AMERICAN EXPRESS CO US0258161092	234.03	-2.05% -4.89		24/04/30 22:01:05	3,547,620 835,369,806.96
AMGEN INC. US0311621009	273.94	-0.88% -2.44		24/04/30 22:00:00	2,460,143 674,606,855.93
APPLE INC US0378331005	170.33	-1.83% -3.17		24/04/30 22:00:00	65,601,090 11,293,558,783.40
BOEING CO., THE US0970231058	167.84	-3.26% -5.65		24/04/30 22:00:02	8,182,413 1,395,596,845.47
CATERPILLAR INC US1491231015	334.57	-4.35% -15.23		24/04/30 22:00:02	4,189,629 1,411,557,118.78
CHEVRON CORPORATION US1667641005	161.27	-3.04% -5.06		24/04/30 22:02:25	8,385,077 1,364,021,503.11
CISCO SYSTEMS INC US17275R1023	46.98	-1.67% -0.80		24/04/30 22:00:00	17,694,042 833,599,597.29
COCA-COLA CO US1912161007	61.77	-0.44% -0.27		24/04/30 22:00:02	19,326,118 1,195,993,173.66
DOW INC. US2605571031	56.90	-1.56% -0.90		24/04/30 22:00:02	5,557,711 317,863,002.38
GOLDMAN SACHS GROUP INC US38141G1040	426.71	-0.95% -4.10		24/04/30 22:00:02	1,829,342 782,648,329.63
HOME DEPOT INC., THE US4370761029	334.22	-0.77% -2.58		24/04/30 22:00:02	3,028,584 1,012,187,723.76
HONEYWELL INTERNATIONAL I... US4385161066	192.73	-0.54% -1.04		24/04/30 22:00:00	2,824,489 545,828,216.05
INTEL CORP. US4581401001	30.47	-2.84% -0.89		24/04/30 22:00:00	68,459,978 2,107,944,485.57
INTERNATIONAL BUS MACHINE... US4592001014	166.20	-0.73% -1.23		24/04/30 22:00:02	5,998,683 995,944,415.44
JOHNSON & JOHNSON US4781601046	144.59	-1.52% -2.23		24/04/30 22:00:02	8,725,810 1,266,510,736.79
JPMORGAN CHASE & CO US46625H1005	191.74	-0.80% -1.54		24/04/30 22:00:02	8,132,703 1,567,515,261.24
MCDONALD'S CORPORATION CO... US5801351017	273.04	-0.19% -0.51		24/04/30 22:00:02	6,835,530 1,860,142,215.76
MERCK & CO. INC. US58933Y1055	129.22	-0.69% -0.90		24/04/30 22:00:02	6,798,249 881,377,889.84
MICROSOFT CORP. US5949181045	389.33	-3.21% -12.92		24/04/30 22:00:00	28,555,390 11,248,666,071.07
NIKE INC. 'B' US6541061031	92.26	-1.91% -1.80		24/04/30 22:00:02	6,482,768 600,900,799.72
PROCTER & GAMBLE CO US7427181091	163.20	0.95% 1.54		24/04/30 22:00:02	7,483,224 1,218,288,202.94
SALESFORCE INC. US79466L3024	268.94	-2.47% -6.80		24/04/30 22:00:02	5,212,588 1,410,830,071.11
TRAVELERS COMPANIES INC (... US89417E1091	212.16	-0.35% -0.74		24/04/30 22:00:01	1,380,275 293,069,308.80

## DOW JONES AVERAGES

UNITEDHEALTH GROUP INC. US91324P1021	483.70	-1.09% -5.33		24/04/30 22:00:02	3,233,359 1,565,080,066.03
VERIZON COMMUNICATIONS IN... US92343V1044	39.49	-1.50% -0.60		24/04/30 22:00:01	19,762,765 781,929,424.89
VISA INC. US92826C8394	268.61	-1.19% -3.23		24/04/30 22:00:02	6,319,839 1,702,640,518.61
WALMART INC. US9311421039	59.35	-1.48% -0.89		24/04/30 22:00:02	14,170,638 841,583,556.94
WALT DISNEY COMPANY (THE) US2546871060	111.10	-0.87% -0.98		24/04/30 22:02:14	7,959,759 885,694,562.40