

## DOW JONES AVERAGES

ISIN: **US2605661048** WKN: -

## Overview

2024/04/25 23:07:50

Price

**38,085.80** USDDifference  -0.98% (-375.12)

## General attributes

ISIN US2605661048

Symbol -

Country USA

Instruments in index 30

Type of index Price Index

Security type Index

## Market data

Open 38,052.09 USD

High 38,157.22 USD

Low 37,754.38 USD

Close (prev. day) 38,460.92 USD

Trading volume (m) 417,160,039

Volume (pcs) 27,310,486,173








5y



Information about previous performance does not guarantee future performance.

Source: FactSet

## Top 5

Name 	Price	+ - (%) 	Trend 
MERCK & CO...	130.72	+2.93	
INTEL CORP...	35.11	+1.77	
BOEING CO...	166.81	+1.51	
UNITEDHEAL...	493.86	+1.35	
CHEVRON CO...	165.28	+1.05	

Intraday 1w 1m 6m 1y 3y

## Flop 5

Name 	Price	+ - (%) 	Trend 
INTERNATIO...	168.91	-8.25	
CATERPILLA...	338.00	-7.02	
MICROSOFT ...	399.04	-2.45	
AMAZON.COM...	173.67	-1.65	
AMGEN INC.	269.38	-1.33	

Intraday 1w 1m 6m 1y 3y

## Recent research

on market

Date	Headline	Download 
2024/04/26	 Week Ahead	
2024/04/26	 Wochenausblick	
2024/04/26	 Global Equity Ratings	
2024/04/26	 Aktienempfehlungen Global	
2024/04/19	 Week Ahead	

**Futures and Options**

**Related Futures** -

**Related Options** -

## Details

2024/04/25 23:07:50

Price

**38,085.80** USDDifference  -0.98% (-375.12)

## General attributes

ISIN US2605661048

Symbol -

Country USA

Security type Index

Instruments in index 30

## Market data

Open 38,052.09 USD

High 38,157.22 USD

Low 37,754.38 USD

Close (prev. day) 38,460.92 USD

Trading volume (m) 417,160,039

Volume (pcs) 27,310,486,173

## Performance and Risk

	6m	1y	3y
Perf (%)	+15.45%	+13.60%	+11.87%
Perf (abs.)	+5,096.08	+4,560.41	+4,042.31
Beta	-	-	-
Volatility	8.99	9.43	14.70

40,000.00

35,000.00

30,000.00

25,000.00

20,000.00

2020

2021

2022

2023

2024

5y

Information about previous performance does not guarantee future performance.  
Source: FactSet

## Price data

Ø price 5 days   Ø volume 5 days (pcs.)	38,255.36 USD (375,169,210)
Ø price 30 days   Ø volume 30 days (pcs.)	38,650.49 USD (362,916,473)
Ø price 100 days   Ø volume 100 days (pcs.)	38,033.83 USD (339,219,709)
Ø price 250 days   Ø volume 250 days (pcs.)	35,623.75 USD (323,667,202)
YTD High   date	39,807.93 USD (2024/04/01)
YTD Low   date	37,371.66 USD (2024/01/17)
52 Weeks High   date	39,807.93 USD (2024/04/01)
52 Weeks Low   date	32,787.56 USD (2023/10/27)

## Composition

Name  ISIN	Price	Diff %  Diff +/-	Performance 	Date Time	Turnover Pc.  Turnover Money 
3M COMPANY US88579Y1010	91.41	-0.66% -0.61		24/04/25 22:00:02	2,954,822 269,705,749.83
AMAZON.COM INC. US0231351067	173.67	-1.65% -2.92		24/04/25 22:00:00	49,249,390 8,472,652,193.53
AMERICAN EXPRESS CO US0258161092	237.10	-0.84% -2.02		24/04/25 22:00:44	3,328,959 789,316,988.55
AMGEN INC. US0311621009	269.38	-1.33% -3.63		24/04/25 22:00:00	1,794,024 483,518,676.29
APPLE INC US0378331005	169.89	0.51% 0.87		24/04/25 22:00:00	50,558,329 8,566,913,233.23
BOEING CO., THE US0970231058	166.81	1.51% 2.48		24/04/25 22:00:02	12,504,691 2,043,070,205.55
CATERPILLAR INC US1491231015	338.00	-7.02% -25.52		24/04/25 22:00:02	6,459,595 2,183,877,661.90
CHEVRON CORPORATION US1667641005	165.28	1.05% 1.71		24/04/25 22:03:05	9,702,581 1,595,420,498.59
CISCO SYSTEMS INC US17275R1023	48.10	-0.52% -0.25		24/04/25 22:00:00	18,790,892 904,606,421.70
COCA-COLA CO US1912161007	61.74	0.31% 0.19		24/04/25 22:00:02	19,048,535 1,177,952,552.54
DOW INC. US2605571031	56.44	-0.95% -0.54		24/04/25 22:00:02	7,082,841 397,816,630.82
GOLDMAN SACHS GROUP INC US38141G1040	420.05	-0.71% -2.99		24/04/25 22:00:02	1,970,127 824,764,510.09
HOME DEPOT INC., THE US4370761029	331.98	-0.31% -1.03		24/04/25 22:00:02	3,787,752 1,254,084,415.25
HONEYWELL INTERNATIONAL I... US4385161066	193.02	-0.91% -1.77		24/04/25 22:00:00	3,894,330 752,059,229.74
INTEL CORP. US4581401001	35.11	1.77% 0.61		24/04/25 22:00:00	66,549,403 2,306,401,253.37
INTERNATIONAL BUS MACHINE... US4592001014	168.91	-8.25% -15.19		24/04/25 22:00:02	16,702,150 2,803,405,764.05
JOHNSON & JOHNSON US4781601046	146.82	-1.15% -1.71		24/04/25 22:00:02	7,642,732 1,123,215,561.00
JPMORGAN CHASE & CO US46625H1005	193.37	0.15% 0.29		24/04/25 22:00:02	9,802,265 1,892,272,237.65
MCDONALD'S CORPORATION CO... US5801351017	275.60	-0.42% -1.15		24/04/25 22:00:02	4,179,755 1,155,869,761.69
MERCK & CO. INC. US58933Y1055	130.72	2.93% 3.72		24/04/25 22:02:50	12,750,052 1,664,945,133.20
MICROSOFT CORP. US5949181045	399.04	-2.45% -10.02		24/04/25 22:00:00	40,586,450 16,139,587,452.30
NIKE INC. 'B' US6541061031	93.94	-0.74% -0.70		24/04/25 22:00:02	5,317,852 497,949,595.86
PROCTER & GAMBLE CO US7427181091	162.55	-0.03% -0.05		24/04/25 22:03:56	7,094,620 1,154,790,105.50
SALESFORCE INC. US79466L3024	273.14	-1.10% -3.05		24/04/25 22:00:02	4,811,919 1,308,242,564.06
TRAVELERS COMPANIES INC (... US89417E1091	213.99	0.26% 0.56		24/04/25 22:00:01	1,323,191 281,989,599.44

## DOW JONES AVERAGES

UNITEDHEALTH GROUP INC. US91324P1021	493.86	1.35% 6.56	■	24/04/25 22:00:02	4,329,652 2,137,948,355.74
VERIZON COMMUNICATIONS IN... US92343V1044	39.22	-0.68% -0.27	■	24/04/25 22:00:01	16,837,678 660,812,814.43
VISA INC. US92826C8394	275.16	0.05% 0.14	■	24/04/25 22:00:02	8,064,621 2,213,055,861.09
WALMART INC. US9311421039	60.21	0.57% 0.34	■	24/04/25 22:00:01	19,262,954 1,159,810,362.13
WALT DISNEY COMPANY (THE) US2546871060	112.77	-1.01% -1.15	■	24/04/25 22:03:00	8,045,906 901,599,236.88