

DOW JONES AVERAGES

ISIN: **US2605661048** WKN: -

Overview

| | |
|---------------------------|--|
| 2024/04/19 20:48:51 | |
| Price | 37,871.04 USD |
| Difference | ▲ 0.25% (95.66) |
| General attributes | |
| ISIN | US2605661048 |
| Symbol | - |
| Country | USA |
| Instruments in index | 30 |
| Type of index | Price Index |
| Security type | Index |
| Market data | |
| Open | 37,801.98 USD |
| High | 38,102.57 USD |
| Low | 37,781.61 USD |
| Close (prev. day) | 37,775.38 USD |
| Trading volume (m) | 242,578,711 |
| Volume (pcs) | 23,365,563,059 |



5y

Information about previous performance does not guarantee future performance.
Source: FactSet

Top 5

| Name | Price | + - (%) | Trend |
|---------------|---------|---------|--------------------------------------|
| AMERICAN E... | 228.61 | +5.11 | ▲ |
| COCA-COLA ... | 60.10 | +2.02 | ▲ |
| JPMORGAN C... | 184.60 | +1.85 | ▲ |
| AMGEN INC. | 267.425 | +1.78 | ▲ |
| TRAVELERS ... | 213.85 | +1.63 | ▲ |

Intraday | 1w | 1m | 6m | 1y | 3y

Recent research

| on market | | | |
|------------|--|----------------------|--------------------------|
| Date | | Headline | Download |
| 2024/04/19 | | Week Ahead | Download |
| 2024/04/19 | | Wochenausblick | Download |
| 2024/04/12 | | Wochenausblick | Download |
| 2024/04/12 | | Week Ahead | Download |
| 2024/04/08 | | Erste Group Research | |

Flop 5

| Name | Price | + - (%) | Trend |
|---------------|----------|---------|------------------------------------|
| AMAZON.COM... | 173.6985 | -3.08 | ▼ |
| INTEL CORP... | 34.31 | -2.08 | ▼ |
| APPLE INC | 164.755 | -1.37 | ▼ |
| MICROSOFT ... | 398.965 | -1.31 | ▼ |
| CATERPILLA... | 352.435 | -1.18 | ▼ |

Intraday 1w 1m 6m 1y 3y

Futures and Options

Related Futures -

Related Options -

Details

2024/04/19 20:48:51

Price

37,871.04 USDDifference  0.25% (95.66)

General attributes

ISIN US2605661048

Symbol -

Country USA

Security type Index

Instruments in index 30

Market data

Open 37,801.98 USD

High 38,102.57 USD

Low 37,781.61 USD

Close (prev. day) 37,775.38 USD

Trading volume (m) 242,578,711

Volume (pcs) 23,365,563,059

Performance and Risk

| | 6m | 1y | 3y |
|-------------|-----------|-----------|-----------|
| Perf (%) | +12.43% | +11.79% | +10.45% |
| Perf (abs.) | +4,176.74 | +3,983.49 | +3,574.71 |
| Beta | - | - | - |
| Volatility | 9.00 | 9.39 | 14.71 |



Information about previous performance does not guarantee future performance.

Source: FactSet






Price data

| | |
|---|-----------------------------|
| Ø price 5 days Ø volume 5 days (pcs.) | 37,788.01 USD (360,430,830) |
| Ø price 30 days Ø volume 30 days (pcs.) | 38,726.86 USD (355,930,985) |
| Ø price 100 days Ø volume 100 days (pcs.) | 37,889.93 USD (334,194,933) |
| Ø price 250 days Ø volume 250 days (pcs.) | 35,528.84 USD (322,286,833) |
| YTD High date | 39,807.93 USD (2024/04/01) |
| YTD Low date | 37,371.66 USD (2024/01/17) |
| 52 Weeks High date | 39,807.93 USD (2024/04/01) |
| 52 Weeks Low date | 32,787.56 USD (2023/10/27) |

Composition

| Name  ISIN | Price | Diff %  Diff +/- | Performance  | Date Time | Turnover Pc.  Turnover Money  |
|--|----------|--|---|----------------------|--|
| 3M COMPANY US88579Y1010 | 91.79 | 0.34% 0.31 |  | 24/04/19 20:48:49 | 1,975,881 181,470,722.42 |
| AMAZON.COM INC. US0231351067 | 173.6985 | -3.08% -5.52 |  | 24/04/19 20:48:51 | 37,144,266 6,541,896,880.96 |
| AMERICAN EXPRESS CO US0258161092 | 228.61 | 5.11% 11.11 |  | 24/04/19 20:48:48 | 5,028,385 1,138,041,004.37 |
| AMGEN INC. US0311621009 | 267.425 | 1.78% 4.68 |  | 24/04/19 20:48:48 | 1,439,627 382,421,367.82 |
| APPLE INC US0378331005 | 164.755 | -1.37% -2.29 |  | 24/04/19 20:48:51 | 42,645,763 7,046,485,330.16 |
| BOEING CO., THE US0970231058 | 170.35 | 0.07% 0.12 |  | 24/04/19 20:48:50 | 3,215,731 549,151,909.78 |
| CATERPILLAR INC US1491231015 | 352.435 | -1.18% -4.20 |  | 24/04/19 20:48:17 | 1,699,470 605,490,411.62 |
| CHEVRON CORPORATION US1667641005 | 159.905 | 1.48% 2.34 |  | 24/04/19 20:48:51 | 4,237,422 677,508,773.38 |
| CISCO SYSTEMS INC US17275R1023 | 48.275 | 0.34% 0.17 |  | 24/04/19 20:48:43 | 9,072,424 437,949,014.22 |
| COCA-COLA CO US1912161007 | 60.10 | 2.02% 1.19 |  | 24/04/19 20:48:51 | 10,615,318 632,001,303.50 |
| DOW INC. US2605571031 | 56.66 | 0.30% 0.17 |  | 24/04/19 20:48:42 | 1,652,980 93,747,868.68 |
| GOLDMAN SACHS GROUP INC US38141G1040 | 403.82 | 0.18% 0.71 |  | 24/04/19 20:48:47 | 1,666,660 675,782,749.65 |
| HOME DEPOT INC., THE US4370761029 | 333.21 | 0.10% 0.32 |  | 24/04/19 20:48:41 | 1,604,818 536,590,006.61 |
| HONEYWELL INTERNATIONAL I... US4385161066 | 193.27 | 1.15% 2.19 |  | 24/04/19 20:48:49 | 1,821,739 352,346,439.15 |
| INTEL CORP. US4581401001 | 34.31 | -2.08% -0.73 |  | 24/04/19 20:48:51 | 30,206,484 1,046,905,277.95 |
| INTERNATIONAL BUS MACHINE... US4592001014 | 181.215 | -0.14% -0.26 |  | 24/04/19 20:48:49 | 1,519,357 276,375,377.18 |
| JOHNSON & JOHNSON US4781601046 | 147.49 | 1.20% 1.75 |  | 24/04/19 20:48:51 | 4,511,520 661,289,950.64 |
| JPMORGAN CHASE & CO US46625H1005 | 184.60 | 1.85% 3.35 |  | 24/04/19 20:48:50 | 6,412,103 1,176,058,470.55 |
| MCDONALD'S CORPORATION CO... US5801351017 | 271.67 | 0.25% 0.69 |  | 24/04/19 20:48:41 | 1,630,344 442,578,305.25 |
| MERCK & CO. INC. US58933Y1055 | 125.54 | 0.25% 0.31 |  | 24/04/19 20:48:46 | 3,651,855 458,246,012.87 |
| MICROSOFT CORP. US5949181045 | 398.965 | -1.31% -5.31 |  | 24/04/19 20:48:50 | 18,733,273 7,521,977,880.76 |
| NIKE INC. 'B' US6541061031 | 95.06 | -0.71% -0.68 |  | 24/04/19 20:48:48 | 7,121,449 680,671,464.83 |
| PROCTER & GAMBLE CO US7427181091 | 157.73 | 0.28% 0.44 |  | 24/04/19 20:48:42 | 7,239,888 1,127,585,553.51 |
| SALESFORCE INC. US79466L3024 | 269.00 | -1.07% -2.92 |  | 24/04/19 20:48:49 | 2,809,368 762,872,063.12 |
| TRAVELERS COMPANIES INC (... US89417E1091 | 213.85 | 1.63% 3.43 |  | 24/04/19 20:48:43 | 946,031 202,081,848.87 |

DOW JONES AVERAGES

| | | | | | |
|--|--------|-----------------|---|----------------------|-------------------------------|
| UNITEDHEALTH GROUP INC. US91324P1021 | 500.56 | 1.50% 7.38 |  | 24/04/19 20:48:36 | 4,347,287 2,182,643,412.92 |
| VERIZON COMMUNICATIONS IN... US92343V1044 | 40.625 | 1.23% 0.50 |  | 24/04/19 20:48:43 | 13,054,901 526,330,639.96 |
| VISA INC. US92826C8394 | 268.30 | -1.13% -3.07 |  | 24/04/19 20:48:48 | 3,203,532 864,650,229.59 |
| WALMART INC. US9311421039 | 59.36 | 0.17% 0.10 |  | 24/04/19 20:48:50 | 7,502,900 445,111,161.53 |
| WALT DISNEY COMPANY (THE) US2546871060 | 112.02 | -0.36% -0.41 |  | 24/04/19 20:48:48 | 5,895,248 659,515,447.36 |